

Brownian Functionals in Physics and Computer Science

Satya N. Majumdar

*Laboratoire de Physique Théorique et Modèles Statistiques,
Université Paris-Sud. Bât. 100. 91405 Orsay Cedex. France*

This is a brief review on Brownian functionals in one dimension and their various applications, a contribution to the special issue “The Legacy of Albert Einstein” of Current Science. After a brief description of Einstein’s original derivation of the diffusion equation, this article provides a pedagogical introduction to the path integral methods leading to the derivation of the celebrated Feynman-Kac formula. The usefulness of this technique in calculating the statistical properties of Brownian functionals is illustrated with several examples in physics and probability theory, with particular emphasis on applications in computer science. The statistical properties of “first-passage Brownian functionals” and their applications are also discussed.

I. INTRODUCTION

The year 2005 marks the centenary of the publication of three remarkable papers by Einstein, one on Brownian motion [1], one on special relativity [2], and the other one on the photoelectric effect and light quanta [3]. Each of them made a revolution on its own. In particular, his paper on Brownian motion (along with the related work by Smoluchowsky [4] and Langevin [5]) had a more sustained and broader impact, not just in traditional ‘natural’ sciences such as physics, astronomy, chemistry, biology and mathematics but even in ‘man-made’ subjects such as economics and computer science. The range of applications of Einstein’s Brownian motion and his theory of diffusion is truly remarkable. The ever emerging new applications in diverse fields have made the Brownian motion a true legacy and a great gift of Einstein to science.

There have been numerous articles in the past detailing the history of Brownian motion prior to and after Einstein. Reviewing this gigantic amount of work is beyond the scope of this article. This year two excellent reviews on the Brownian motion with its history and applications have been published, one by Frey and Kroy [6] and the other by Duplantier [7]. The former discusses the applications of Brownian motion in soft matter and biological physics and the latter, after a very nice historical review, discusses the applications of Brownian motion in a variety of two dimensional growth problems and their connections to the conformal field theory. Apart from these two reviews, there have been numerous other recent reviews on the 100 years of Brownian motion [8]—it is simply not possible to cite all of them within the limited scope of this article and I apologise for that. The purpose of the present article is to discuss some complementary aspects of Brownian motion that are not covered by the recent reviews mentioned above.

After a brief introduction to Einstein’s original derivation of the Stokes-Einstein relation and the diffusion equation in Section II, the principal focus of the rest of the article will be on the statistical properties of functionals of one dimensional Brownian motion, with special emphasis on their applications in physics and computer science. If $x(\tau)$ represents a Brownian motion, a Brownian functional over a fixed time interval $[0, t]$ is simply defined as $T = \int_0^t U(x(\tau)) d\tau$, where $U(x)$ is some prescribed arbitrary function. For each realization of the Brownian path, the quantity T has a different value and one is interested in the probability density function (pdf) of T . It was Kac who first realized [9] that the statistical properties of one dimensional Brownian functionals can be studied by cleverly using the path integral method devised by Feynman in his unpublished Ph.D thesis at Princeton. This observation of Kac thus took Einstein’s classical diffusion process into yet another completely different domain of physics namely the quantum mechanics and led to the discovery of the celebrated Feynman-Kac formula. Since then Brownian functionals have found numerous applications in diverse fields ranging from probability theory [9, 10] and finance [11] to disordered systems and mesoscopic physics [12]. In this article I will discuss some of them, along with some recent applications of Brownian functionals in computer science.

After a brief and pedagogical derivation of the path integral methods leading to the Feynman-Kac formula in Sections III, I will discuss several applications from physics, computer science and graph theory in Section IV. In Section V, the statistical properties of “first-passage Brownian functionals” will be discussed. A first-passage functional is defined as $T = \int_0^{t_f} U(x(\tau)) d\tau$ where t_f is the first-passage time of the Brownian process $x(\tau)$, i.e. the first time the process crosses zero. Such first-passage functionals have many applications, e.g. in the distribution of lifetimes of comets, in queueing theory and also in transport properties in disordered systems. Some of these applications will be discussed in Section V.

The diverse and ever emerging new applications of Brownian functionals briefly presented here will hopefully convince the reader that ‘Brownian functionality’ merits the status of a subfield of statistical physics (and stochastic calculus) itself and is certainly a part of the legacy that Einstein left behind.

II. EINSTEIN'S THEORY OF BROWNIAN MOTION AND LANGEVIN'S STOCHASTIC EQUATION

Einstein's 1905 paper on Brownian motion [1] achieved two important milestones: (i) to relate macroscopic kinetic parameters such as the diffusion constant and friction coefficient to the correlation functions characterizing fluctuations of microscopic variables—known as a fluctuation-dissipation relation and (ii) to provide a derivation of the celebrated diffusion equation starting from the microscopic irregular motion of a particle—thus laying the foundation of the important field of “stochastic processes”.

A. A fluctuation-dissipation relation

Very briefly, Einstein's argument leading to the derivation of fluctuation-dissipation relation goes as follows. Imagine a dilute gas of noninteracting Brownian particles in a solvent under a constant volume force K (such as gravity) on each particle. For simplicity, we consider a one dimensional system here, though the arguments can be generalized straightforwardly to higher dimensions. There are two steps to the argument. The first step is to assume that the dilute gas of Brownian particles suspended in a solvent behaves as an ideal gas and hence exerts an osmotic pressure on the container giving rise to a pressure field. The pressure $p(x)$ at point x is related to the density $\rho(x)$ via the equation of state for an ideal gas: $p(x) = k_B T \rho(x)$, where k_B is the Boltzmann's constant and T is the temperature. The force per unit volume due to the pressure field $-\partial_x p(x)$ must be balanced at equilibrium by the net external force density $K\rho(x)$, leading to the force balance condition: $K\rho(x) = -\partial_x p(x) = -k_B T \partial_x \rho(x)$. The solution is simply

$$\rho(x) = \rho(0) \exp\left(-\frac{K}{k_B T} x\right). \quad (1)$$

The next step of the argument consists of identifying two currents in the system. The first is the diffusion current $j_{\text{diff}} = -D\partial_x \rho(x)$ where D is defined as the diffusion coefficient. The second is the drift current due to the external force, j_{drift} which can be computed as follows. Under a constant external force, each particle achieves at long times a terminal drift velocity, $v = K/\Gamma$ where Γ is the friction coefficient. For spherical particles of radius a , Γ is given by the Stoke's formula, $\Gamma = 6\pi\eta a$ where η is the viscosity. Thus, $j_{\text{drift}} = v\rho(x) = K\rho(x)/\Gamma$. Now, at equilibrium, the net current in a closed system must be zero, $j = j_{\text{diff}} + j_{\text{drift}} = 0$ leading to the equation $-D\partial_x \rho(x) + K\rho(x)/\Gamma = 0$. The solution is

$$\rho(x) = \rho(0) \exp\left(-\frac{K}{\Gamma D} x\right). \quad (2)$$

Comparing Eqs. (1) and (2) Einstein obtained the important relation

$$D = \frac{k_B T}{\Gamma}, \quad (3)$$

which is known today as the Stokes-Einstein relation that connects macroscopic kinetic coefficients such as D and Γ to the thermal fluctuations characterized by the temperature T .

B. Diffusion as a microscopic process

In addition to the fluctuation-dissipation relation in Eq. (3), Einstein's 1905 paper on Brownian motion also provided an elegant derivation of the diffusion equation that expressed the diffusion constant D in terms of microscopic fluctuations. Since the particles are independent, the density $\rho(x, t)$ can also be interpreted as the probability $\rho(x, t) \equiv P(x, t)$ that a single Brownian particle is at position x at time t and the aim is to derive an evolution equation for $P(x, t)$ by following the trajectory of a single particle. Here one assumes that the particle is free, i.e. not subjected to any external drift. Einstein considered the particle at position x at time t and assumed that in a microscopic time step Δt , the particle jumps by a random amount Δx which is thus a stochastic variable. He then wrote down an evolution equation for $P(x, t)$

$$P(x, t + \Delta t) = \int_{-\infty}^{\infty} P(x - \Delta x, t) \phi_{\Delta t}(\Delta x) d(\Delta x) \quad (4)$$

where $\phi_{\Delta t}(\Delta x)$ is the normalized probability density of the ‘jump’ Δx in time step Δt . This evolution equation is known today as the Chapman-Kolmogorov equation and it inherently assumes that the stochastic process $x(t)$ is

Markovian. This means that the jump variables Δx 's are independent from step to step, so that the position $x(t)$ of the particle at a given time step depends only on its previous time step and not on the full previous history of evolution. Next Einstein assumed that $P(x - \Delta x, t)$ in the integrand in Eq. (4) can be Taylor expanded assuming 'small' Δx . This gives

$$P(x, t + \Delta t) = P(x, t) - \mu_1 \frac{\partial P}{\partial x} + \frac{\mu_2}{2!} \frac{\partial^2 P}{\partial x^2} + \dots \quad (5)$$

where $\mu_k = \int_{-\infty}^{\infty} (\Delta x)^k \phi_{\Delta t}(\Delta x) d(\Delta x)$ is the k -th moment of the jump variable Δx . Furthermore, the absence of external drift sets $\mu_1 = 0$. Dividing both sides of Eq. (5) by Δt , taking the limit $\Delta t \rightarrow 0$ and keeping only the leading nonzero term (assuming the higher order terms vanish as $\Delta t \rightarrow 0$) one gets the diffusion equation

$$\frac{\partial P}{\partial t} = D \frac{\partial^2 P}{\partial x^2} \quad (6)$$

where the diffusion constant

$$D = \lim_{\Delta t \rightarrow 0} \frac{\mu_2}{2\Delta t} = \lim_{\Delta t \rightarrow 0} \frac{1}{2\Delta t} \int_{-\infty}^{\infty} (\Delta x)^2 \phi_{\Delta t}(\Delta x) d(\Delta x) = \lim_{\Delta t \rightarrow 0} \frac{\langle (\Delta x)^2 \rangle}{2\Delta t}, \quad (7)$$

where $\langle (\Delta x)^2 \rangle$ is the average of the square of the microscopic displacement in a microscopic time step Δt . Thus Einstein was able to express the constant D that appears as a coefficient in the macroscopic diffusion current $j_{\text{diff}} = -D\partial_x P$ in terms of the microscopic fluctuation Δx in the position of a Brownian particle. This derivation also brings out the fundamental principle of the diffusion process, i.e. the length scale must scale as the square root of the time scale.

The position of the Brownian particle can evolve via many possible 'stochastic' trajectories. The diffusion equation (6) describing the evolution of the probability density sums up the effects of all underlying stochastic trajectories. However, it is often useful to have a mathematical description of each single trajectory. This brings us to the description of the diffusion process à la Langevin[5]. It is clear from Einstein's derivation that the local slope of an evolving trajectory at time t can be written as

$$\frac{\Delta x}{\Delta t} = \xi_{\Delta t}(t) \quad (8)$$

where $\xi_{\Delta t}(t)$ is a random 'noise' which is independent from one microscopic step to another, and it has zero mean. Its variance at a given time t , in the continuum limit $\Delta t \rightarrow 0$, can also be computed from Eq. (7). One gets $\langle \xi_{\Delta t}^2(t) \rangle = \langle (\Delta x)^2 \rangle / (\Delta t)^2 = 2D/\Delta t$ as $\Delta t \rightarrow 0$. Thus the noise term typically scales as $1/\sqrt{\Delta t}$ as $\Delta t \rightarrow 0$. The correlation function of the noise between two different times can then be written as,

$$\begin{aligned} \langle \xi_{\Delta t}(t) \xi_{\Delta t}(t') \rangle &= 0 & \text{if } t \neq t' \\ &= \frac{2D}{\Delta t} & \text{if } t = t' \end{aligned} \quad (9)$$

In the continuum limit $\Delta t \rightarrow 0$, the noise $\xi_{\Delta t}(t)$ then tends to a limiting noise $\xi(t)$ which has zero mean and a correlator, $\langle \xi(t) \xi(t') \rangle = 2D\delta(t - t')$. This last result follows by formally taking the limit $\Delta t \rightarrow 0$ in Eq. (9) where, loosely speaking, one replaces the $1/\Delta t$ by $\delta(0)$. Such a noise is called a 'white' noise. Thus, in the continuum limit $\Delta t \rightarrow 0$, Eq. (8) reduces to the celebrated Langevin equation,

$$\frac{dx}{dt} = \xi(t) \quad (10)$$

where $\xi(t)$ is a white noise. Moreover, in the continuum limit $\Delta t \rightarrow 0$, one can assume, without any loss of generality, that the white noise $\xi(t)$ is Gaussian. This means that the joint probability distribution of a particular history of the noise variables $\{\xi(\tau)\}$, for $0 \leq \tau \leq t$ can be written as

$$\text{Prob}[\{\xi(\tau)\}] \propto \exp \left[-\frac{1}{4D} \int_0^t \xi^2(\tau) d\tau \right]. \quad (11)$$

We will see later that this particular fact plays the key role in the representation of Brownian motion as a path integral. The Brownian motion $x(t)$ can thus be represented as the integrated white noise, $x(t) = x(0) + \int_0^t \xi(\tau) d\tau$. While the physicists call this a Brownian motion, the mathematicians call this integrated white noise the Wiener process, named after the mathematician N. Wiener.

Langevin's formulation in Eq. (10) also makes a correspondence between Brownian motion and the random walk problem where the position x_n of a random walker after n steps evolves via

$$x_n = x_{n-1} + \xi_n \quad (12)$$

where ξ_n 's are independent random variables, each drawn from the common distribution $\phi(\xi)$ for each step n . In fact, the idea of understanding Brownian motion in terms of random walks was first conceived by Smoluchowsky [4]. The Langevin equation representation of Brownian motion makes this connection evident, the Brownian motion is just the suitably taken continuum limit of the random walk problem. For large n , by virtue of the central limit theorem, the results for the random walk problem reduce to those of the Brownian motion. This is an important point because in many applications, especially those in computer science as will be discussed later, one often encounters discrete random walks as in Eq. (12) which are often more difficult to solve than the continuum Brownian motion. However, since in most applications one is typically interested in the large time scaling-limit results, one can correctly approximate a discrete random walk sequence by the continuum Brownian process and this makes life much simpler.

III. BROWNIAN PROCESS AS A PATH INTEGRAL

The solution of the diffusion equation (6) can be easily obtained in free space by the Fourier transform method. For simplicity, we set $D = 1/2$ for the rest of the article. One gets

$$P(x, t) = \int_{-\infty}^{\infty} dx_0 G_0(x, t|x_0, 0) P(x_0, 0) \quad (13)$$

where $P(x_0, 0)$ is the initial condition and the diffusion propagator

$$G_0(x, t|x_0, 0) = \frac{1}{\sqrt{2\pi t}} \exp \left[-(x - x_0)^2 / 2t \right] \quad (14)$$

denotes the conditional probability that the Brownian particle reaches x at time t , starting from x_0 at $t = 0$. It was M. Kac who first made the important observation [9] that this diffusion propagator can be interpreted, using Feynman's path integral formalism, as the quantum propagator of a free particle from time 0 to time t . This is easy to see. Using the property of the Gaussian noise in Eq. (11) and the Langevin equation (10), it is clear that the probability of any path $\{x(\tau)\}$ can be written as

$$P[\{x(\tau)\}] \propto \exp \left[-\frac{1}{2} \int_0^t \left(\frac{dx}{d\tau} \right)^2 d\tau \right]. \quad (15)$$

Thus the diffusion propagator, i.e. the probability that a path goes from x_0 at $t = 0$ to x at t can be written as a sum of over the contributions from all possible paths propagating from x_0 at $\tau = 0$ to x at $\tau = t$. This sum is indeed Feynman's path integral [13]

$$G_0(x, t|x_0, 0) = \int_{x(0)=x_0}^{x(t)=x} \mathcal{D}x(\tau) \exp \left[-\frac{1}{2} \int_0^t \left(\frac{dx}{d\tau} \right)^2 d\tau \right]. \quad (16)$$

One immediately identifies the term $\frac{1}{2} \left(\frac{dx}{d\tau} \right)^2$ as the classical kinetic energy of a particle of unit mass and the integral $\frac{1}{2} \int_0^t \left(\frac{dx}{d\tau} \right)^2 d\tau$ as the Lagrangian of a free particle of unit mass. Following Feynman[13], one then identifies the path integral in Eq. (16) as a quantum propagator

$$G_0(x, t|x_0, 0) = \langle x | e^{-\hat{H}_0 t} | x_0 \rangle \quad (17)$$

where $\hat{H}_0 \equiv -\frac{1}{2} \frac{\partial^2}{\partial x^2}$ is the quantum Hamiltonian of a free particle (we have set the mass $m = 1$ and the Planck's constant $\hbar = 1$). To make the connection complete, the quantum propagator on the r.h.s of Eq. (17) can be easily evaluated by expanding it in the free particle eigenbasis. Noting that \hat{H}_0 has free particle eigenfunctions $\psi_k(x) = \frac{1}{\sqrt{2\pi}} e^{ikx}$ with eigenvalue $k^2/2$, one gets

$$G_0(x, t|x_0, 0) = \langle x | e^{-\hat{H}_0 t} | x_0 \rangle = \int_{-\infty}^{\infty} \langle x | k \rangle \langle k | x_0 \rangle e^{-k^2 t/2} dk = \frac{1}{2\pi} \int_{-\infty}^{\infty} e^{ik(x-x_0) - k^2 t/2} dk. \quad (18)$$

Performing the Gaussian integration, one gets back the classical result in Eq. (14) that was obtained by solving the diffusion equation. Thus the two approaches, one by solving a partial differential equation usually referred to as the Fokker-Planck approach and the other using the path integral method are completely equivalent.

One may argue that once the basic propagator is known, the Brownian motion is well understood and there is nothing else interesting left to study! This is simply not true because there are intricate questions associated with the diffusion process that are often rather nontrivial. A notable nontrivial example is the calculation of the persistence exponent associated with a diffusion process [14]. Consider a diffusive field $\phi(\vec{r}, t)$ evolving via the d -dimensional diffusion equation

$$\frac{\partial \phi}{\partial t} = \nabla^2 \phi \quad (19)$$

starting from the initial condition $\phi(\vec{r}, 0)$ which is a random Gaussian field, uncorrelated in space. The solution at time t can be easily found using d -dimensional trivial generalization of the diffusion propagator in Eq. (14)

$$\phi(\vec{r}, t) = \frac{1}{(2\pi t)^{d/2}} \int d\vec{r}_0 \phi(\vec{r}_0, 0) \exp \left[-(\vec{r} - \vec{r}_0)^2 / 2t \right]. \quad (20)$$

Now, suppose that we fix a point \vec{r} in space and monitor the field $\phi(\vec{r}, t)$ there as a function of time t and ask: what is the probability $P(t)$ that the field $\phi(\vec{r}, t)$ at \vec{r} does not change sign up to time t starting initially at the random value $\phi(\vec{r}, 0)$? By translational invariance, $P(t)$ does not depend on the position \vec{r} . This probability $P(t)$ is called the persistence probability that has generated a lot of interest over the last decade in the context of nonequilibrium systems [14]. For the simple diffusion process in Eq. (20), it is known, both theoretically [15] and experimentally [16] that at late times t , the persistence $P(t)$ has a power law tail $P(t) \sim t^{-\theta}$ where the persistence exponent θ is nontrivial (even in one dimension!), e.g., $\theta \approx 0.1207$ in $d = 1$, $\theta \approx 0.1875$ in $d = 2$, $\theta \approx 0.2380$ in $d = 3$ etc. While this exponent θ is known numerically very precisely and also very accurately by approximate analytical methods [15], an exact calculation of θ has not yet been achieved and it remains as an outstanding unsolved problem for the diffusion process [17]. This example thus clarifies that while the knowledge of the diffusion propagator is necessary, it is by no means sufficient to answer more detailed history related questions associated with the diffusion process.

Note that in the persistence problem discussed above, the relevant stochastic process at a fixed point \vec{r} in space, whose properties one is interested in, is actually a more complex non-Markovian process [14] even though it originated from a simple diffusion equation. In this article, we will stay with our simple Brownian motion in Eq. (10) which is a Markov process and discuss some of the nontrivial aspects of this simple Brownian motion. For example, in many applications of Brownian motion in physics, finance and computer science, the relevant Brownian process is often constrained. For example, an important issue is the first-passage property of a Brownian motion [18, 19, 20], i.e. the distribution of the first time that a Brownian process crosses the origin? For this, one needs to sample only a subset of all possible Brownian paths that do not cross the origin up to a certain time. This can be achieved by imposing the constraint of no crossing on a Brownian path. Apart from the constrained Brownian motion, some other applications require a knowledge of the statistical properties of a Brownian functional up to time t , defined as $T_t = \int_0^t U(x(\tau)) d\tau$, where $U(x)$ is a specified function. We will provide several examples later and will see that while the properties of a free Brownian motion are rather simple and are essentially encoded in its propagator in Eq. (14), properties of constrained Brownian motion or that of a Brownian functional are often nontrivial to derive and the path integral technique discussed above is particularly suitable to address some of these issues.

A. Brownian motion with constraints: first-passage property

As a simple example of a constrained Brownian motion, we calculate in this subsection the first-passage probability density $f(x_0, t)$. The quantity $f(x_0, t)dt$ is simply the probability that a Brownian path, starting at x_0 at $t = 0$, will cross the origin for the first time between time t and $t + dt$. Clearly, $f(x_0, t) = -dq(x_0, t)/dt$ where $q(x_0, t)$ is the probability that the path starting at x_0 at $t = 0$ does not cross the origin up to t . The probability $q(x_0, t)$ can be easily expressed in terms of a path integral

$$q(x_0, t) = \int_0^\infty dx \int_{x(0)=x_0}^{x(t)=x} \mathcal{D}x(\tau) \exp \left[-\frac{1}{2} \int_0^t \left(\frac{dx}{d\tau} \right)^2 d\tau \right] \prod_{\tau=0}^t \theta[x(\tau)] \quad (21)$$

where the paths propagate from the initial position $x(0) = x_0$ to the final position x at time t and then we integrate x over only the positive half-space since the final position x can only be positive. The term $\prod_{\tau=0}^t \theta[x(\tau)]$ inside the

path integral is an indicator function that enforces the constraint that the path stays above the origin up to t . We then identify the path integral in Eq. (21) as an integral over a quantum propagator,

$$q(x_0, t) = \int_0^\infty dx G(x, t|x_0, 0); \quad G(x, t|x_0, 0) = \langle x | e^{-\hat{H}_1 t} | x_0 \rangle \quad (22)$$

where the Hamiltonian $\hat{H}_1 \equiv -\frac{1}{2} \frac{\partial^2}{\partial x^2} + V(x)$ with the quantum potential $V(x) = 0$ if $x > 0$ and $V(x) = \infty$ if $x \leq 0$. The infinite potential for $x \leq 0$ takes care of the constraint that the path can not cross the origin, i.e. it enforces the condition $\prod_{\tau=0}^t \theta[x(\tau)]$. The eigenfunction of \hat{H}_1 must vanish at $x = 0$, but for $x > 0$ it corresponds to that of a free particle. The correctly normalized eigenfunctions are thus $\psi_k(x) = \sqrt{\frac{2}{\pi}} \sin(kx)$ with $k \geq 0$ with eigenvalues $k^2/2$. The quantum propagator can then be evaluated again by decomposing into the eigenbasis

$$G(x, t|x_0, 0) = \frac{2}{\pi} \int_0^\infty \sin(k x_0) \sin(k x) e^{-k^2 t/2} dk = \frac{1}{\sqrt{2\pi t}} \left[e^{-(x-x_0)^2/2t} - e^{-(x+x_0)^2/2t} \right]. \quad (23)$$

Note that this result for the propagator can also be derived alternately by solving the diffusion equation with an absorbing boundary condition at the origin. The result in Eq. (23) then follows by a simple application of the image method [18, 20]. Integrating over the final position in x one gets from Eq. (22) the classical result [19], $q(x_0, t) = \text{erf}(x/\sqrt{2t})$ where $\text{erf}(z) = \frac{2}{\sqrt{\pi}} \int_0^z e^{-u^2} du$. The first-passage probability density is then given by

$$f(x_0, t) = -\frac{dq(x_0, t)}{dt} = \frac{x_0}{\sqrt{2\pi}} \frac{e^{-x_0^2/2t}}{t^{3/2}}. \quad (24)$$

For $t \gg x_0^2$, one thus recovers the well known $t^{-3/2}$ decay of the first-passage probability [18, 19] density.

B. Brownian functionals: Feynman-Kac formula

In this subsection we will discuss how to calculate the statistical properties of a Brownian functional defined as

$$T = \int_0^t U(x(\tau)) d\tau \quad (25)$$

where $x(\tau)$ is a Brownian path starting from x_0 at $\tau = 0$ and propagating up to time $\tau = t$ and $U(x)$ is a specified function. Clearly T is random variable taking different values for different Brownian paths. The goal is to calculate its probability distribution $P(T, t|x_0)$. The choice of $U(x)$ depends on which quantity we want to calculate. Brownian functionals appear in a wide range of problems across different fields ranging from probability theory, finance, data analysis, disordered systems, and computer science. We consider a few examples below.

1. In probability theory, an important object of interest is the occupation time, i.e. the time spent by a Brownian motion above the origin within a time window of size t [21]. Thus the occupation time is simply, $T = \int_0^t \theta[x(\tau)] d\tau$. Thus, in this problem the function $U(x) = \theta(x)$.
2. For fluctuating $(1+1)$ -dimensional interfaces of the Edwards-Wilkinson [22] or the Kardar-Parisi-Zhang (KPZ) [23] varieties, the interface profile in the stationary state is described by a one dimensional Brownian motion in space [24]. The fluctuations in the stationary state are captured by the pdf of the spatially averaged variance of height fluctuations [25] in a finite system of size L , i.e. the pdf of $\sigma^2 = \frac{1}{L} \int_0^L h^2(x) dx$ where $h(x)$ is the deviation of the height from its spatial average. Since $h(x)$ performs a Brownian motion in space, σ^2 is a functional of the Brownian motion as in Eq. (25) with $U(x) = x^2$.
3. In finance, a typical stock price $S(\tau)$ is sometimes modelled by the exponential of a Brownian motion, $S(\tau) = e^{-\beta x(\tau)}$, where β is a constant. An object that often plays a crucial role is the integrated stock price up to some ‘target’ time t , i.e. $T = \int_0^t e^{-\beta x(\tau)} d\tau$ [26]. Thus in this problem $U(x) = e^{-\beta x}$. Interestingly, this integrated stock price has an interesting analogy in a disordered system where a single overdamped particle moves in a random potential. A popular model is the so called Sinai model [27] where the random potential is modelled as the trace of a random walker in space. Interpreting the time τ as the spatial distance, $x(\tau)$ is then the potential energy of the particle and $e^{-\beta x(\tau)}$ is just the Boltzmann factor. The total time t is just the size of a linear box in which the particle is moving. Thus $T = \int_0^t e^{-\beta x(\tau)} d\tau$ is just the partition function of the particle in a random potential [28]. In addition, the exponential of a Brownian motion also appears in the expression for the Wigner time delay in one dimensional quantum scattering process by a random potential [29].

4. In simple models describing the stochastic behavior of daily temperature records, one assumes that the daily temperature deviation from its average is a simple Brownian motion $x(\tau)$ in a harmonic potential (the Ornstein-Uhlenbeck process). Then the relevant quantity whose statistical properties are of interest is the so called ‘heating degree days’ (HDD) defined as $T = \int_0^t x(\tau) \theta(x(\tau)) d\tau$ that measures the integrated excess temperature up to time t [30]. Thus in this example, the function $U(x) = x\theta(x)$.
5. Another quantity, first studied in the context of economics [31] and later extensively by probabilists [32] is the total area (unsigned) under a Brownian motion, i.e. $T = \int_0^t |x(\tau)| d\tau$. Thus in this example, $U(x) = |x|$. The same functional was also studied by physicists in the context of electron-electron and phase coherence in one dimensional weakly disordered quantum wire [33].

We will mention several other examples as we go along. Note that in all the examples mentioned above the function $U(x)$ is such that the random variable T has only positive support. Henceforth we will assume that. For a given such function $U(x)$, how does one calculate the pdf of T ? It was Kac who, using the path integral techniques developed by Feynman in his Ph.D thesis, first devised a way of computing the pdf $P(T, t|x_0)$ of a Brownian functional [9] that led to the famous Feynman-Kac formula. We summarize below Kac’s formalism.

Feynman-Kac formula: Since T has only positive support, a natural step is to introduce the Laplace transform of the pdf $P(T, t|x_0)$,

$$Q(x_0, t) = \int_0^\infty e^{-pT} P(T, t|x_0) dT = E_{x_0} \left[e^{-p \int_0^t U(x(\tau)) d\tau} \right] \quad (26)$$

where the r.h.s is an expectation over all possible Brownian paths $\{x(\tau)\}$ that start at x_0 at $\tau = 0$ and propagate up to time $\tau = t$. We have, for notational simplicity, suppressed the p dependence of $Q(x_0, t)$. Using the measure of the Brownian path in Eq. (15), one can then express the expectation on the r.h.s of Eq. (26) as a path integral

$$Q(x_0, t) = E_{x_0} \left[e^{-p \int_0^t U(x(\tau)) d\tau} \right] = \int_{-\infty}^\infty dx \int_{x(0)=x_0}^{x(t)=x} \mathcal{D}x(\tau) \exp \left[- \int_0^t d\tau \left[\frac{1}{2} \left(\frac{dx}{d\tau} \right)^2 + pU(x(\tau)) \right] \right] \quad (27)$$

$$= \int_{-\infty}^\infty dx \langle x | e^{-\hat{H}t} | x_0 \rangle \quad (28)$$

where the quantum Hamiltonian $\hat{H} \equiv -\frac{1}{2} \frac{\partial^2}{\partial x^2} + pU(x)$ corresponds to the Shrödinger operator with a potential $pU(x)$. Note that in Eq. (27) all paths propagate from $x(0) = x_0$ to $x(t) = x$ in time t and then we have integrated over the final position x . The quantum propagator $G(x, t|x_0) = \langle x | e^{-\hat{H}t} | x_0 \rangle$ satisfies a Shrödinger like equation

$$\frac{\partial G}{\partial t} = \frac{1}{2} \frac{\partial^2 G}{\partial x^2} - pU(x) G \quad (29)$$

which can be easily established by differentiating $G(x, t|x_0) = \langle x | e^{-\hat{H}t} | x_0 \rangle$ with respect to t and using the explicit representation of the operator \hat{H} . The initial condition is simply, $G(x, 0|x_0) = \delta(x - x_0)$. Thus the scheme of Kac involves three steps: (i) solve the partial differential equation (29) to get $G(x, t|x_0)$ (ii) integrate $G(x, t|x_0)$ over the final position x as in Eq. (28) to obtain the Laplace transform $Q(x_0, t)$ and (iii) invert the Laplace transform in Eq. (26) to obtain the pdf $P(T, t|x_0)$. The equations (26), (28) and (29) are collectively known as the celebrated Feynman-Kac formula.

A shorter backward Fokker-Planck approach: An alternative and somewhat shorter approach would be to write down a partial differential equation for $Q(x_0, t)$ in Eq. (28) directly. An elementary exercise yields

$$\frac{\partial Q}{\partial t} = \frac{1}{2} \frac{\partial^2 Q}{\partial x_0^2} - pU(x_0) Q \quad (30)$$

where note that the spatial derivatives are with respect to the *initial* position x_0 . This is thus a ‘backward’ Fokker-Planck approach as opposed to the ‘forward’ Fokker-Planck equation satisfied by G in Eq. (29) of Kac where the spatial derivatives are with respect to the *final* position of the particle. Basically we have reduced the additional step (ii) of integrating over the final position in Kac’s derivation. The solution $Q(x_0, t)$ of Eq. (30) must satisfy the initial condition $Q(x_0, 0) = 1$ that follows directly from the definition in Eq. (26). To solve Eq. (30), it is useful to take a

further Laplace transform of Eq. (30) with respect to t , $\tilde{Q}(x_0, \alpha) = \int_0^\infty Q(x_0, t) e^{-\alpha t} dt$. Using the initial condition $Q(x_0, 0) = 1$, one arrives at an ordinary second order differential equation

$$\frac{1}{2} \frac{d^2 \tilde{Q}}{dx_0^2} - [\alpha + p U(x_0)] \tilde{Q} = -1 \quad (31)$$

which needs to be solved subject to the appropriate boundary conditions that depend on the behavior of the function $U(x)$ at large x . Given that $T = \int_0^t U(x(\tau)) d\tau$ has positive support, there are two typical representative asymptotic behaviors of $U(x)$:

1. If the function $U(x)$ approaches a constant value at large x , i.e. $U(x) \rightarrow c_\pm$ as $x \rightarrow \pm\infty$, then it is easy to argue (for an example, see below) that $Q(x_0 \rightarrow \pm\infty, \alpha) = 1/[p c_\pm + \alpha]$. In this case, the underlying quantum Hamiltonian $\hat{H} \equiv -\frac{1}{2} \frac{\partial^2}{\partial x^2} + p U(x)$ has scattering states in its spectrum, in addition to possible bound states.
2. If the function $U(x) \rightarrow \infty$ as $x \rightarrow \pm\infty$, then $Q(x_0 \rightarrow \pm\infty, \alpha) = 0$. In this case the underlying quantum Hamiltonian \hat{H} has only bound states and hence a discrete spectrum.

Thus, in principle, knowing the solution $\tilde{Q}(x_0, \alpha)$ of Eq. (31), the original pdf $P(T, t|x_0)$ can be obtained by inverting the double Laplace transform

$$\tilde{Q}(x_0, \alpha) = \int_0^\infty dt e^{-\alpha t} \int_0^\infty dT e^{-pT} P(T, t|x_0). \quad (32)$$

Below we provide an example where all these steps can be carried out explicitly to obtain an exact closed form expression for the pdf $P(T, t|x_0)$.

C. A simple illustration: Lévy's arcsine law for the distribution of the occupation time

As an illustration of the method outlined in the previous subsection, let us calculate the distribution of the occupation time $T = \int_0^t \theta[x(\tau)] d\tau$. This distribution was first computed by Lévy using probabilistic methods [21]. Later Kac derived it using Feynman-Kac formalism discussed above [9]. We present here a derivation based on the backward Fokker-Planck approach outlined above.

Substituting $U(x_0) = \theta(x_0)$ in Eq. (31) we solve the differential equation separately for $x_0 > 0$ and $x_0 < 0$ and then match the solution at $x_0 = 0$ by demanding the continuity of the solution and that of its first derivative. In addition, we use the boundary conditions $\tilde{Q}(x_0 \rightarrow \infty, \alpha) = 1/(\alpha + p)$ and $\tilde{Q}(x_0 \rightarrow -\infty, \alpha) = 1/\alpha$. They follow from the observations:

1. If the starting point $x_0 \rightarrow \infty$, the particle will stay on the positive side for all finite t implying $T = \int_0^t \theta(x(\tau)) d\tau = t$ and hence $Q(x_0 \rightarrow \infty, t) = E[e^{-pT}] = e^{-pt}$ and its Laplace transform $\tilde{Q}(x_0 \rightarrow \infty, \alpha) = \int_0^\infty e^{-(\alpha+p)t} dt = 1/(\alpha + p)$.
2. If the starting point $x_0 \rightarrow -\infty$, the particle stays on the negative side up to any finite t implying $T = \int_0^t \theta(x(\tau)) d\tau = 0$ and hence $Q(x_0 \rightarrow -\infty, t) = E[e^{-pT}] = 1$ and its Laplace transform $\tilde{Q}(x_0 \rightarrow -\infty, \alpha) = \int_0^\infty e^{-\alpha t} dt = 1/\alpha$.

Using these boundary and matching conditions, one obtains an explicit solution

$$\tilde{Q}(x_0, \alpha) = \frac{1}{(\alpha + p)} \left[1 + \frac{(\sqrt{\alpha + p} - \sqrt{\alpha})}{\sqrt{\alpha}} e^{-\sqrt{2(\alpha+p)} x_0} \right] \quad \text{for } x_0 > 0 \quad (33)$$

$$= \frac{1}{\alpha} \left[1 + \frac{(\sqrt{\alpha} - \sqrt{\alpha + p})}{\sqrt{\alpha + p}} e^{\sqrt{2\alpha} x_0} \right] \quad \text{for } x_0 < 0. \quad (34)$$

The solution is simpler if the particle starts at the origin $x_0 = 0$. Then one gets from above

$$\tilde{Q}(0, \alpha) = \frac{1}{\sqrt{\alpha(\alpha + p)}}. \quad (35)$$

Inverting the Laplace transform, first with respect to p and then with respect to α , one obtains the pdf of the occupation time for all $0 \leq T \leq t$

$$P(T, t | x_0 = 0) = \frac{1}{\pi} \frac{1}{\sqrt{T(t-T)}}. \quad (36)$$

In particular, the cumulative distribution

$$\int_0^T P(T', t | x_0 = 0) dT' = \frac{2}{\pi} \arcsin \left(\sqrt{\frac{T}{t}} \right) \quad (37)$$

is known as the famous arcsine law of Lévy [21].

The result in Eq. (36) is interesting and somewhat counterintuitive. The probability density peaks at the two end points $T = 0$ and $T = t$ and has a minimum at $T = t/2$ which is also the average occupation time. Normally one would expect that any ‘typical’ path would spend roughly half the time $t/2$ on the positive side and the other half on the negative side. If that was the case, one would have a peak of the occupation time distribution at the average value $t/2$. The actual result is exactly the opposite—one has a minimum at $T = t/2$! This means that a typical path, starting at the origin, tends to stay either entirely on the positive side (explaining the peak at $T = t$) or entirely on the negative side (explaining the peak at $T = 0$). In other words, a typical Brownian path is ‘stiff’ and reluctant to cross the origin. This property that ‘the typical is not the same as the average’ is one of the hidden surprises of Einstein’s Brownian motion.

The concept of the occupation time and related quantities have been studied by probabilists for a long time [34]. Recently they have played important roles in physics as well, for example in understanding the dynamics out of equilibrium in coarsening systems [35], ergodicity properties in anomalously diffusive processes [36], in renewal processes [37], in models related to spin glasses [38], in understanding certain aspects of transport properties in disordered systems [39] and also in simple models of blinking quantum dots [40].

IV. AREA UNDER A BROWNIAN EXCURSION: APPLICATIONS IN PHYSICS AND COMPUTER SCIENCE

In this section we consider an example where, by applying the path integral method outlined in the previous section, one can compute exactly the distribution of a functional of a Brownian process that is also constrained to stay positive over a fixed time interval $[0, t]$. A Brownian motion $x(\tau)$ in an interval $0 \leq \tau \leq t$, that starts and ends at the origin $x(0) = x(t) = 0$ but is conditioned to stay positive in between, is called a Brownian excursion. The area under the excursion, $A = \int_0^t x(\tau) d\tau$, is clearly a random variable taking a different value for each realization of the excursion. A natural question that the mathematicians have studied quite extensively [41, 42, 43, 44, 45] over the past two decades is: what is the pdf $P(A, t)$ of the area under a Brownian excursion over the interval $[0, t]$? Since the typical lateral displacement of the excursion at time τ scales as $\sqrt{\tau}$, it follows that the area over the interval $[0, t]$ will scale as $t^{3/2}$ and hence its pdf must have a scaling form, $P(A, t) = t^{-3/2} f(A/t^{3/2})$. The normalization condition $\int_0^\infty P(A, t) dA = 1$ demands a prefactor $t^{-3/2}$ and also the conditions: $f(x) \geq 0$ for all x and $\int_0^\infty f(x) dx = 1$. One then interprets the scaling function $f(x)$ as the distribution of the area under the Brownian excursion $x(u)$ over a *unit* interval $u \in [0, 1]$. The function $f(x)$, or rather its Laplace transform, was first computed analytically by Darling [41] and independently by Louchard [42],

$$\tilde{f}(s) = \int_0^\infty f(x) e^{-sx} dx = s\sqrt{2\pi} \sum_{k=1}^\infty e^{-\alpha_k s^{2/3} 2^{-1/3}}, \quad (38)$$

where α_k ’s are the magnitudes of the zeros of the standard Airy function $\text{Ai}(z)$. The Airy function $\text{Ai}(z)$ has discrete zeros on the negative real axis at e.g. $z = -2.3381$, $z = -4.0879$, $z = -5.5205$ etc. Thus, $\alpha_1 = 2.3381\dots$, $\alpha_2 = 4.0879\dots$, $\alpha_3 = 5.5205\dots$ etc. Since the expression of $f(x)$ involves the zeros of Airy function, the function $f(x)$ has been named the Airy distribution function [44], which should not be confused with the Airy function $\text{Ai}(x)$ itself. Even though Eq. (38) provides a formally exact expression of the Laplace transform, it turns out that the calculation of the moments $M_n = \int_0^\infty x^n f(x) dx$ is highly nontrivial and they can be determined only recursively [43] (see Section II). Takacs was able to formally invert the Laplace transform in Eq. (38) to obtain [43],

$$f(x) = \frac{2\sqrt{6}}{x^{10/3}} \sum_{k=1}^\infty e^{-b_k/x^2} b_k^{2/3} U(-5/6, 4/3, b_k/x^2), \quad (39)$$

where $b_k = 2\alpha_k^3/27$ and $U(a, b, z)$ is the confluent hypergeometric function [47]. The function $f(x)$ has the following asymptotic tails [43, 48],

$$\begin{aligned} f(x) &\sim x^{-5} e^{-2\alpha_1^3/27x^2} & \text{as } x \rightarrow 0 \\ f(x) &\sim e^{-6x^2} & \text{as } x \rightarrow \infty. \end{aligned} \quad (40)$$

So, why would anyone care about such a complicated function? The reason behind the sustained interest and study [43, 44, 45, 46] of this function $f(x)$ seems to be the fact that it keeps resurfacing in a number of seemingly unrelated problems, in computer science, graph theory, two dimensional growth problems and more recently in fluctuating one dimensional interfaces. We discuss below some of these applications.

The result in Eq. (38) was originally derived using probabilistic methods [41, 42]. A more direct physical derivation using the path integral method was provided more recently [49], which we outline below. Following the discussion in the previous section, our interest here is in the functional $T = A = \int_0^t x(\tau) d\tau$. However, we also need to impose the constraint that the path stays positive between 0 and t , i.e. we have to insert a factor $\prod_\tau \theta[x(\tau)]$ in the path integral. However, one needs to be a bit careful in implementing this constraint. Note that the path starts at the origin, i.e. $x(0) = 0$. But if we take a continuous time Brownian path that starts at the origin, it immediately recrosses the origin many times and hence it is impossible to restrict a Brownian path to be positive over an interval if it starts at the origin. One can circumvent this problem by introducing a small cut-off ϵ , i.e. we consider all paths that start at $x(0) = \epsilon$ and end at $x(t) = \epsilon$ and stays positive in between (see Fig. (1)). We then first derive the pdf $P(A, t, \epsilon)$ and then take the limit $\epsilon \rightarrow 0$ eventually.

Following the method in the previous section, the Laplace transform of the pdf is now given by

$$Q(\epsilon, t) = E_\epsilon \left[e^{-p \int_0^t x(\tau) d\tau} \right] = \frac{1}{Z_E} \int_{x(0)=\epsilon}^{x(t)=\epsilon} \mathcal{D}x(\tau) e^{-\int_0^t d\tau \left[\frac{1}{2} (dx/d\tau)^2 + px(\tau) \right]} \prod_{\tau=0}^t \theta[x(\tau)]. \quad (41)$$

where Z_E is a normalization constant

$$Z_E = \int_{x(0)=\epsilon}^{x(t)=\epsilon} \mathcal{D}x(\tau) e^{-\frac{1}{2} \int_0^t d\tau (dx/d\tau)^2} \prod_{\tau=0}^t \theta[x(\tau)] \quad (42)$$

that is just the partition function of the Brownian excursion.

Clearly, $Z_E = \langle e^{-\hat{H}_1 t} | \epsilon \rangle$ where $\hat{H}_1 \equiv -\frac{1}{2} \frac{d^2}{dx^2} + V(x)$, with the potential $V(x) = 0$ for $x > 0$ and $V(x) = \infty$ for $x \leq 0$. We have already evaluated this in Section III-A in Eq. (23). Putting $x = x_0 = \epsilon$ in Eq. (23) we get $Z_E = G(\epsilon, t | \epsilon, 0) = (1 - e^{-2\epsilon^2 t}) / \sqrt{2\pi t}$. The path integral in the numerator in Eq. (41) is simply the propagator $\langle e^{-\hat{H} t} | \epsilon \rangle$ where the Hamiltonian $\hat{H} \equiv -\frac{1}{2} \frac{d^2}{dx^2} + pU(x)$ with a triangular potential $U(x) = x$ for $x > 0$ and $U(x) = \infty$ for $x \leq 0$. The Hamiltonian \hat{H} has only bound states and discrete eigenvalues. Its eigenfunctions are simply shifted Airy functions and eigenvalues are given by the negative of the zeros of the Airy function. Expanding the propagator into its eigenbasis and finally taking the $\epsilon \rightarrow 0$ limit (for details see Ref. [49]), one derives the result

$$Q(0, t) = \int_0^\infty P(A, t) e^{-pA} dA = \sqrt{2\pi} (pt^{3/2}) \sum_{k=1}^\infty e^{-2^{-1/3} \alpha_k (pt^{3/2})^{2/3}} \quad (43)$$

where α_k 's are the negative of the zeros of the Airy function. The result in Eq. (43) indicates that its inverse Laplace transform has the scaling form, $P(A, t) = t^{-3/2} f(At^{-3/2})$ where the Laplace transform of the scaling function $f(x)$ is given in Eq. (38).

Applications of the Airy Distribution Function: The Airy distribution function in Eq. (39) has appeared in a number of applications ranging from computer science and graph theory to physics. Below we mention some of these applications.

1. Cost function in data storage: One of the simplest algorithms for data storage in a linear table is called the linear probing with hashing (LPH) algorithm. It was originally introduced by D. Knuth [50] and has been the object of intense study in computer science due to its simplicity, efficiency and general applicability [44]. Recently it was shown [51] that the LPH algorithm gives rise to a correlated drop-push percolation model in one dimension that belongs to a different universality class compared to the ordinary site percolation model. Knuth, a pioneer in the analysis of algorithms, has indicated that this problem has had a strong influence on his scientific career [44].

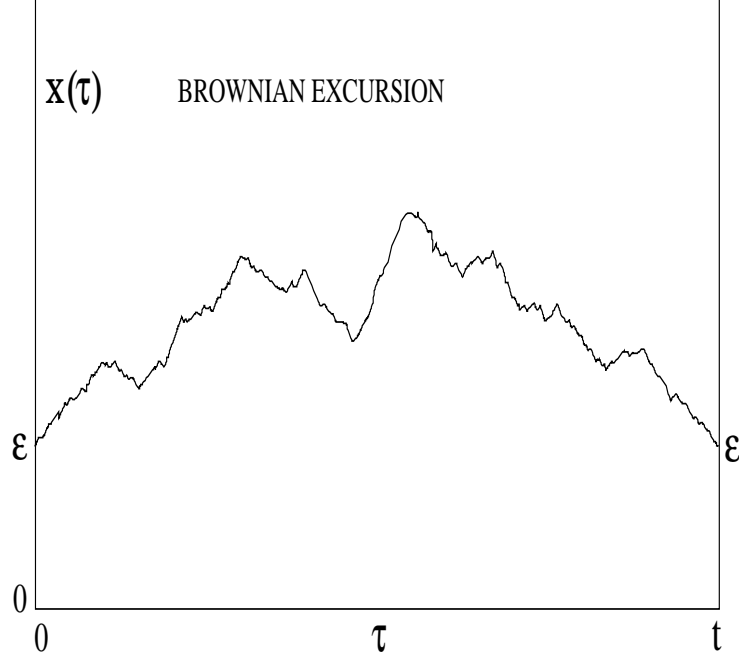


FIG. 1: A Brownian excursion over the time interval $0 \leq \tau \leq t$ starting at $x(0) = \epsilon$ and ending at $x(t) = \epsilon$ and staying positive in between.

The LPH algorithm is described as follows: Consider M items x_1, x_2, \dots, x_M to be placed sequentially into a linear table with L cells labelled $1, 2, \dots, L$ where $L \geq M$. Initially all cells are empty and each cell can contain at most one item. For each item x_i , a hash address $h_i \in \{1, 2, \dots, L\}$ is assigned, i.e. the label h_i denotes the address of the cell to which x_i should go. Usually the hash address h_i is chosen randomly from the set $\{1, 2, \dots, L\}$. The item x_i is inserted at its hash address h_i provided the cell labelled h_i is empty. If it is already occupied, one tries cells $h_i + 1, h_i + 2$, etc. until an empty cell is found (the locations of the cells are interpreted modulo L) where the item x_i is finally inserted. In the language of statistical physics, this is like a drop-push model. One starts with an empty periodic lattice. A site is chosen at random and one attempts to drop a particle there. If the target site is empty, the incoming particle occupies it and one starts the process with a new particle. If the target site is occupied, then the particle keeps hopping to the right until it finds an empty site which it then occupies and then one starts with a new particle and so on.

From the computer science point of view, the object of interest is the cost function $C(M, L)$ defined as the total number of unsuccessful probes encountered in inserting the M items into a table of size L . In particular, the total cost $C = C(L, L)$ in filling up the table is an important measure of the efficiency of the algorithm. The cost C is clearly a random variable, i.e. it has different value for different histories of filling up the table. A central question is: What is its pdf $P(C, L)$? It has been shown rigorously by combinatorial methods [44] that $P(C, L)$ has a scaling form for large L , $P(C, L) \simeq L^{-3/2} f(CL^{-3/2})$ where the scaling function $f(x)$ is precisely the Airy distribution function in Eq. (39) that describes the distribution of area under a Brownian excursion. To understand the connection between the two problems, consider any given history of the process where the table, starting initially with all sites empty, gets eventually filled up. We define a stochastic quantity X_i that measures the total number of attempts at site i till the end of the process in any given history. Clearly $X_i \geq 1$ and out of X_i attempts at site i , only one of the attempts (the first one) has been successful in filling up the site, the rest $(X_i - 1)$ of them had been unsuccessful. Thus, the total cost is $C = \sum_{i=1}^L (X_i - 1)$. Now, the site $(i - 1)$ has been attempted X_{i-1} times, out of which only the first one was successful and the rest $(X_{i-1} - 1)$ attempts resulted in pushing the particle to the right neighbour i and thus each of these unsuccessful attempts at $(i - 1)$ result in an attempt at site i . Thus, one can write a recursion relation

$$X_i = X_{i-1} - 1 + \xi_i \quad (44)$$

where ξ_i is a random variable that counts the number of direct attempts (not coming from site $(i - 1)$) at site i . Thus $\text{Prob}(\xi = k) = \text{Prob}(\text{the site } i \text{ is chosen for direct hit } k \text{ times out of a total } L \text{ trials}) = \binom{L}{k} (1/L)^k (1 - 1/L)^{L-k}$, since

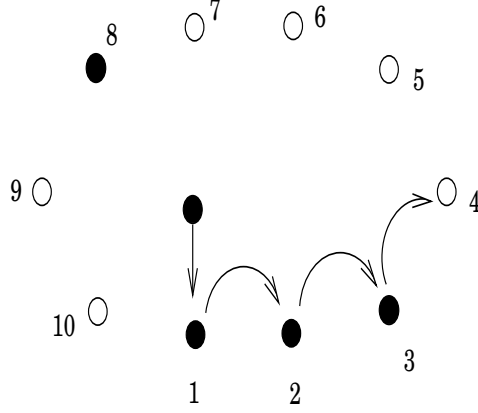


FIG. 2: The LPH algorithm for a table of 10 sites. The figure shows an incoming item which chose randomly the site 1 to drop, but since site 1 is already occupied, the incoming item keeps hopping to the right until it finds an empty cell at location 4 to which it gets absorbed.

for random hashing, the probability that site i is chosen, out of L sites, is simply $1/L$. Clearly the noise ξ has a mean value, $\langle \xi \rangle = 1$. If we now define $x_i = X_i - 1$, then x_i 's satisfy

$$x_i = x_{i-1} + \eta_i \quad (45)$$

where $\eta_i = \xi_i - 1$ is a noise, independent from site to site, and for each site i , it is chosen from a binomial distribution. Note that $\langle \eta_i \rangle = \langle \xi_i \rangle - 1 = 0$. Thus, x_i 's clearly represent a random walk in space from 0 to L with periodic boundary conditions. Moreover, since $X_i \geq 1$, we have $x_i \geq 0$, indicating that it is a discrete version of a Brownian excursion and the total cost $C = \sum_{i=1}^L (X_i - 1) = \sum_{i=1}^L x_i$ is just the area under the Brownian excursion. For large number of steps L , the discrete and the continuum version share the same probability distribution, thus proving that the probability distribution of the total cost in LPH algorithm is precisely the same as that of the area under a Brownian excursion.

2. Internal path lengths on rooted planar trees: Rooted planar trees are important combinatorial objects in graph theory and computer science [52]. Examples of rooted planar trees with $n+1 = 4$ vertices are shown in Fig. (3). There are in general $C_{n+1} = \frac{1}{n+1} \binom{2n}{n}$ number of possible rooted planar tree configurations with $(n+1)$ vertices. For example, $C_1 = 1$, $C_2 = 1$, $C_3 = 2$, $C_4 = 5$, $C_6 = 14$ etc.—these are the Catalan numbers. An important quantity of interest is the total internal path length d of a tree which is simply the sum of the distances of all the n vertices from the root, $d = \sum_{i=1}^n d_i$, d_i being the distance of the i -th vertex from the root. Each tree configuration has a particular value of d , e.g. in Fig. (3) the 5 different configurations have values $d = 6$, $d = 4$, $d = 4$, $d = 5$ and $d = 3$ respectively. Suppose that all C_{n+1} configurations of trees for a fixed n are sampled with equal probability: what is the probability density $P(d, n)$ of the internal path length d ? This problem again can be mapped [43] to the problem of the area under a Brownian excursion as shown in Fig. (3). Starting from the root of a planar tree with $(n+1)$ vertices, suppose one traverses the vertices of a tree as shown by the arrows in Fig. (3), ending at the root. We think of this route as the path of a random walker in one dimension. For each arrow pointing away from the root on the tree, we draw a step of the random walker with an upward slope. Similarly, for each arrow pointing to the root on the tree, we draw a step of the random walker with a downward slope. Since on the tree, one comes back to the root, it is evident by construction that the corresponding configuration of the random walker x_m is an excursion (i.e. it

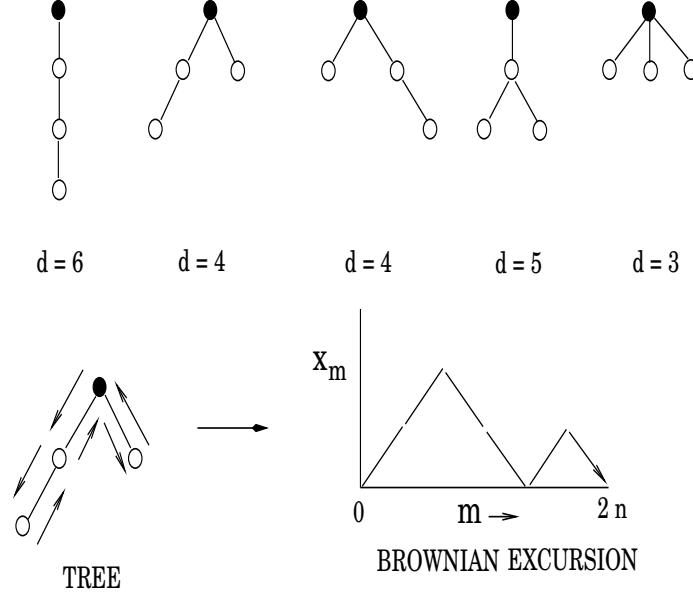


FIG. 3: The 5 possible rooted planar tree with $(3+1)$ vertices. Each configuration has an associated total internal path length d listed below the configuration. Any given tree configuration, say the second one in the figure, has a one to one correspondence to a Dyck path, i.e. a configuration of a Brownian excursion (discrete time random walk).

never goes to the negative side of the origin) that starts at the origin and ends up at the origin after $2n$ steps, $x_0 = 0$ and $x_{2n} = 0$. Such excursions of a discrete random walk are called Dyck paths. Now, the total internal path length d of any tree configuration is simply related to the total ‘area’ under a Dyck path via, $2d = \sum_{m=1}^{2n} x_m + n$, as can be easily verified. Now, for large n , Dyck paths essentially becomes Brownian excursions and the object $\sum_{m=1}^{2n} x_m$ is simply the area A_{2n} under a Brownian excursion over the time interval $[0, 2n]$. Since $A_{2n} \sim (2n)^{3/2}$ for large n , it follows that $d \simeq A_{2n}/2$. Therefore, its probability density $P(d, n)$ has a scaling form, $P(d, n) = \frac{1}{\sqrt{2n^{3/2}}} f(d/\sqrt{2n^{3/2}})$ where $f(x)$ is precisely the Airy distribution function in Eq. (39).

3. Maximal relative height distribution for fluctuating interfaces: Fluctuating interfaces have been widely studied over the last two decades as they appear in a variety of physical systems such as growing crystals, molecular beam epitaxy, fluctuating steps on metals and growing bacterial colonies [24]. The most well studied model of a fluctuating $(1+1)$ -dimensional surfaces is the so called Kardar-Parisi-Zhang (KPZ) equation [23] that describes the time evolution of the height $H(x, t)$ of an interface growing over a linear substrate of size L via the stochastic partial differential equation

$$\frac{\partial H(x, t)}{\partial t} = \frac{\partial^2 H(x, t)}{\partial x^2} + \lambda \left(\frac{\partial H(x, t)}{\partial x} \right)^2 + \eta(x, t), \quad (46)$$

where $\eta(x, t)$ is a Gaussian white noise with zero mean and a correlator, $\langle \eta(x, t) \eta(x', t') \rangle = 2\delta(x - x')\delta(t - t')$. If the parameter $\lambda = 0$, the equation becomes linear and is known as the Edwards-Wilkinson equation [22]. We consider the general case when $\lambda \geq 0$. The height is usually measured relative to the spatially averaged height, i.e. $h(x, t) = H(x, t) - \int_0^L H(x', t) dx' / L$. The joint probability distribution of the relative height field $P(\{h\}, t)$ becomes time-independent as $t \rightarrow \infty$ in a finite system of size L . An important quantity that has created some interests recently [53, 54, 55] is the pdf of the maximal relative height (MRH) in the stationary state, i.e. $P(h_m, L)$ where

$$h_m = \lim_{t \rightarrow \infty} \max_x [\{h(x, t)\}, 0 \leq x \leq L]. \quad (47)$$

This is an important physical quantity that measures the extreme fluctuations of the interface heights. Note that in this system the height variables are strongly correlated in the stationary state. While the theory of extremes

of a set of uncorrelated (or weakly correlated) random variables is well established [56], not much is known about the distribution of extremes of a set of strongly correlated random variables. Analytical results for such strongly correlated variables would thus be welcome from the general theoretical perspective and the system of fluctuating interfaces provides exactly the opportunity to study the extreme distribution analytically in a strongly correlated system. This problem of finding the MRH distribution was recently mapped [49, 54] again to the problem of the area under a Brownian excursion using the path integral method outlined in section-III and it was shown that for periodic boundary conditions, $P(h_m, L) = L^{-1/2} f(h_m/\sqrt{L})$ where $f(x)$ is again the Airy distribution function in Eq. (39). Interestingly, the distribution does not depend explicitly on λ . This is thus one of the rare examples where one can calculate analytically the distribution of the extreme of a set of strongly correlated random variables [49, 54].

4. Other applications: Apart from the three examples mentioned above, the Airy distribution function and its moments also appear in a number of other problems. For example, The generating function for the number of inversions in trees involves the Airy distribution function $f(x)$ [57]. Also, the moments M_n 's of the function $f(x)$ appear in the enumeration of the connected components in a random graph [58]. Recently, it has been conjectured and subsequently tested numerically that the asymptotic pdf of the area of two dimensional self-avoiding polygons is also given by the Airy distribution function $f(x)$ [59]. Besides, numerical evidence suggests that the area enclosed by the outer boundary of planar random loops is also distributed according to the Airy distribution function $f(x)$ [59].

V. FIRST-PASSAGE BROWNIAN FUNCTIONAL

So far we have studied the pdf of a Brownian functional over a fixed time interval $[0, t]$. In this section, we show how to compute the pdf of a Brownian functional over the time interval $[0, t_f]$ where t_f is the first-passage time of the process, i.e. t_f itself is random. More precisely, we consider a functional of the type

$$T = \int_0^{t_f} U(x(\tau)) d\tau \quad (48)$$

where $x(\tau)$ is a Brownian path starting from $x_0 \geq 0$ at $\tau = 0$ and propagating up to time $\tau = t$ and $U(x)$, as before, is some specified function. The integral in Eq. (48) is up to the first-passage time t_f which itself is random in the sense that it varies from realization to realization of the Brownian path (see Fig. (4)). Such functionals appear in many problems (some examples are given below) in physics, astronomy, queuing theory etc. and we will generally refer to them as first-passage Brownian functionals.

We would like to compute the pdf $P(T|x_0)$ of T in Eq. (48) given that the Brownian path starts at the initial position x_0 . As before, it is useful to consider the Laplace transform

$$Q(x_0) = \int_0^\infty e^{-pT} P(T|x_0) dT = \langle e^{-p \int_0^{t_f} U(x(\tau)) d\tau} \rangle \quad (49)$$

where the rhs is an average over all possible Brownian paths starting at x_0 at $\tau = 0$ and stopping at the first time they cross the origin. For brevity, we have suppressed the p dependence of $Q(x_0)$. Note that each path, starting from x_0 , evolves via Eq. (10) where $\xi(t)$ is a delta correlated white noise. Note also that t_f varies from path to path. Thus at first sight, this seems to be a rather difficult problem to solve. However, as we will see now that in fact this problem is simpler than the previous problem over a fixed time interval $[0, t]$!

To proceed, we split a typical path over the interval $[0, t_f]$ into two parts: a left interval $[0, \Delta\tau]$ where the process proceeds from x_0 to $x_0 + \Delta x = x_0 + \xi(0)\Delta\tau$ in a small time $\Delta\tau$ and a right interval $[\Delta\tau, t_f]$ in which the process starts at $x_0 + \Delta x$ at time $\Delta\tau$ and reaches 0 at time t_f . The integral $\int_0^{t_f} U(x(\tau)) d\tau$ is also split into two parts: $\int_0^{t_f} = \int_0^{\Delta\tau} + \int_{\Delta\tau}^{t_f}$. Since the initial value is x_0 , one gets $\int_0^{\Delta\tau} U(x(\tau)) d\tau = U(x_0)\Delta\tau$ for small $\Delta\tau$. Then the Eq. (49) can be written as

$$Q(x_0) = \langle e^{-p \int_0^{t_f} U(x(\tau)) d\tau} \rangle = \langle e^{-p U(x_0)\Delta\tau} Q(x_0 + \Delta x) \rangle_{\Delta x}, \quad (50)$$

where we have used the fact that for the right interval $[\Delta\tau, t_f]$, the starting position is $x_0 + \Delta x = x_0 + \xi(0)\Delta\tau$, which itself is random. The average in the second line of Eq. (50) is over all possible realizations of Δx . We then substitute $\Delta x = \xi(0)\Delta\tau$ in Eq. (50), expand in powers of $\Delta\tau$ and average over the noise $\xi(0)$. We use the fact that the noise $\xi(t)$ is delta correlated, i.e. $\langle \xi^2(0) \rangle = 1/\Delta\tau$ as $\Delta\tau \rightarrow 0$. The leading order term on the right hand side of Eq. (50) is independent of $\Delta\tau$ and is simply $Q(x_0)$ which cancels the same term on the left hand side of Eq. (50). Collecting the rest of the terms we get

$$\left[\frac{1}{2} \frac{d^2 Q}{dx_0^2} - p U(x_0) Q(x_0) \right] \Delta\tau + O((\Delta\tau)^2) = 0. \quad (51)$$

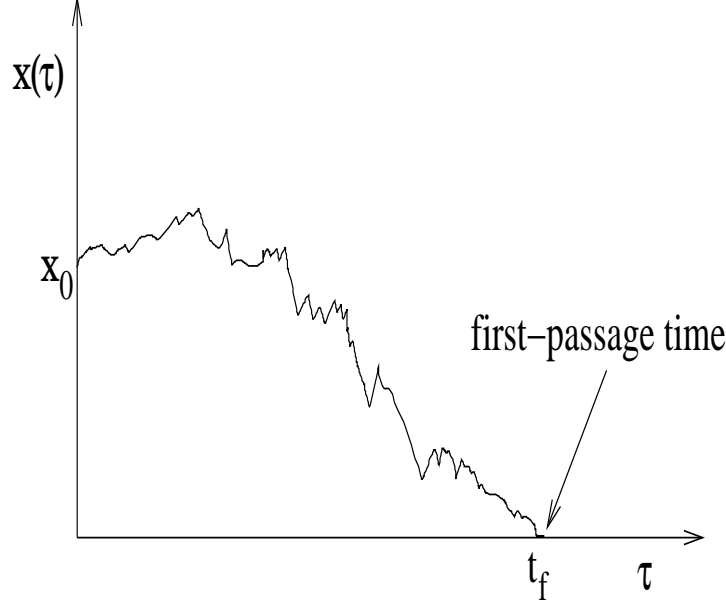


FIG. 4: A Brownian path $x(\tau)$, starting at x_0 at $\tau = 0$, crosses the origin for the first time at $\tau = t_f$, t_f being the first-passage time.

Equating the leading order term to zero provides us an ordinary differential equation

$$\frac{1}{2} \frac{d^2 Q}{dx_0^2} - p U(x_0) Q(x_0) = 0 \quad (52)$$

which is valid in $x_0 \in [0, \infty]$ with the following boundary conditions: (i) When the initial position $x_0 \rightarrow 0$, the first-passage time t_f must also be 0. Hence the integral $\int_0^{t_f} U(x(\tau)) d\tau = 0$. From the definition in Eq. (50), we get $Q(x_0 = 0) = 1$ and (ii) when the initial position $x_0 \rightarrow \infty$, the first-passage time $t_f \rightarrow \infty$, hence the integral $\int_0^{t_f} U(x(\tau)) d\tau$ also diverges in this limit, at least when $U(x)$ is a nondecreasing function of x . The definition in Eq. (50) then gives the boundary condition, $Q(x_0 \rightarrow \infty) = 0$.

So, given a functional $U(x)$, the scheme would be to first solve the the ordinary differential equation (52) with the appropriate boundary conditions mentioned above to obtain $Q(x_0)$ explicitly and then invert the Laplace transform in Eq. (49) to get the desired pdf $P(T|x_0)$ of the first-passage functional. As a simple test of this method, let us first consider the case $U(x) = 1$. In this case the functional $T = \int_0^{t_f} U(x(\tau)) d\tau = t_f$ is the first-passage time itself. The differential equation (52) can be trivially solved and the solution satisfying the given boundary conditions is simply

$$Q(x_0) = e^{-\sqrt{2p} x_0}. \quad (53)$$

Inverting the Laplace transform with respect to p gives the pdf of the first-passage time

$$P(t_f|x_0) = \frac{x_0}{\sqrt{2\pi}} \frac{e^{-x_0^2/2t_f}}{t_f^{3/2}}, \quad (54)$$

which is identical to the result in Eq. (24) obtained by the path integral method. Below we provide a few nontrivial examples and applications of this method.

A. Area till the first-passage time

Here we calculate the pdf of the area under a Brownian motion (starting at x_0) till its first-passage time [60]. Thus the relevant functional is $A = \int_0^{t_f} x(\tau) d\tau$ and hence $U(x) = x$. In Fig. (4), A is just the area under the curve over

the time interval $[0, t_f]$. This problem has many applications in combinatorics and queuing theory. For example, an important object in combinatorics is the area of a lattice polygon in two dimensions [61]. A particular example of a lattice polygon is the rooted staircase polygon whose two arms can be thought of as two independent random walkers whose trajectories meet for the first time at the end of the polygon. The difference walk between these two arms then defines, in the continuum limit, a Brownian motion. The area of such a polygon can then be approximated, in the continuum limit, by the area under a single Brownian motion till its first-passage time [60]. This picture also relates this problem to the directed Abelian sandpile model [62] where t_f is just the avalanche duration and the area A is the size of an avalanche cluster. Another application arises in queueing theory, where the length of a queue l_n after n time steps evolves stochastically [61]. In the simplest approximation, one considers a random walk model, $l_n = l_{n-1} + \xi_n$ where ξ_n 's are independent and identically distributed random variables which model the arrival and departure of new customers. When the two rates equal, $\langle \xi_n \rangle = 0$. In the large n limit, l_n can be approximated by a Brownian motion $x(\tau)$, whereupon t_f becomes the so called 'busy' period (i.e. the time until the queue first becomes empty) and the area A then approximates the total number of customers served during the busy period.

Substituting $U(x) = x$ in Eq. (52), one can solve the differential equation with the prescribed boundary conditions and the solution is [60]

$$Q(x_0) = 3^{2/3} \Gamma(2/3) \text{Ai}(2^{1/3} p^{1/3} x_0) \quad (55)$$

where $\text{Ai}(z)$ is the Airy function. It turns out that this Laplace transform can be inverted to give an explicit expression for the pdf [60]

$$P(A|x_0) = \frac{2^{1/3}}{3^{2/3} \Gamma(1/3)} \frac{x_0}{A^{4/3}} \exp \left[-\frac{2x_0^3}{9A} \right]. \quad (56)$$

Thus the pdf has a power law tail for large $A \gg x_0^3$, $P(A|x_0) \sim A^{-4/3}$ and an essential singularity $P(A|x_0) \sim \exp[-2x_0^3/9A]$ for small $A \rightarrow 0$. Following the same techniques, one can also derive the pdf of the area till the first-passage time under a Brownian motion with a drift towards the origin—in this case the pdf has a stretched exponential tail for large A [60], $P(A|x_0) \sim A^{-3/4} \exp[-\sqrt{8\mu^3 A/3}]$ where μ is the drift.

Note the difference between the pdf of the area $P(A|x_0)$, under a Brownian motion till its first-passage time starting at x_0 at $\tau = 0$, as given in Eq. (56) and the pdf of the area under a Brownian excursion $P(A, t)$ in Eq. (43). In the latter case, the Brownian path is conditioned to start at $x_0 = 0$ at $\tau = 0$ and end at $x = 0$ at $\tau = t$ and one is interested in the statistics of the area under such a conditioned path over the *fixed* time interval t . In the former case on the other hand, one is interested in the area under a free Brownian motion starting at $x_0 > 0$ and propagating up to its first-passage time t_f that is *not fixed* but varies from one realization of the path to another.

B. Time period of oscillation of an undamped particle in a random potential

The study of transport properties in a system with quenched disorder is an important area of statistical physics [63]. The presence of a quenched disorder makes analytical calculations hard and very few exact results are known. Perhaps the simplest model that captures some complexities associated with the transport properties in disordered systems is that of a classical Newtonian particle moving in a one dimensional random potential $\phi(x)$

$$m \frac{d^2 x}{dt^2} + \Gamma \frac{dx}{dt} = F(x(t)) + \xi(t) \quad (57)$$

where $F(x) = -d\phi/dx$ is the force derived from the random potential $\phi(x)$, Γ is the friction coefficient and $\xi(t)$ is the thermal noise with zero mean and a delta correlator, $\langle \xi(t)\xi(t') \rangle = 2D\delta(t-t')$ with $D = k_B T/\Gamma$ by the Stokes-Einstein relation (3).

It turns out that even this simple problem is very hard to solve analytically for an arbitrary random potential $\phi(x)$. A special choice of the random potential where one can make some progress is the Sinai potential [27], where one assumes that $\phi(x) = \int_0^x \eta(x') dx'$. The variables $\eta(x)$'s have zero mean and are delta correlated $\langle \eta(x_1)\eta(x_2) \rangle = \delta(x_1 - x_2)$. Thus the potential $\phi(x)$ itself can be considered as a Brownian motion in space. In the overdamped limit when the frictional force is much larger than the inertial force, Eq. (57) then reduces to the Sinai model [27]

$$\Gamma \frac{dx}{dt} = F(x = x(t)) + \xi(t) \quad (58)$$

where the random force $F(x) = -d\phi/dx = \eta(x)$ is just a delta correlated white noise with zero mean: $\langle F(x) \rangle = 0$ and $\langle F(x)F(x') \rangle = \delta(x - x')$.

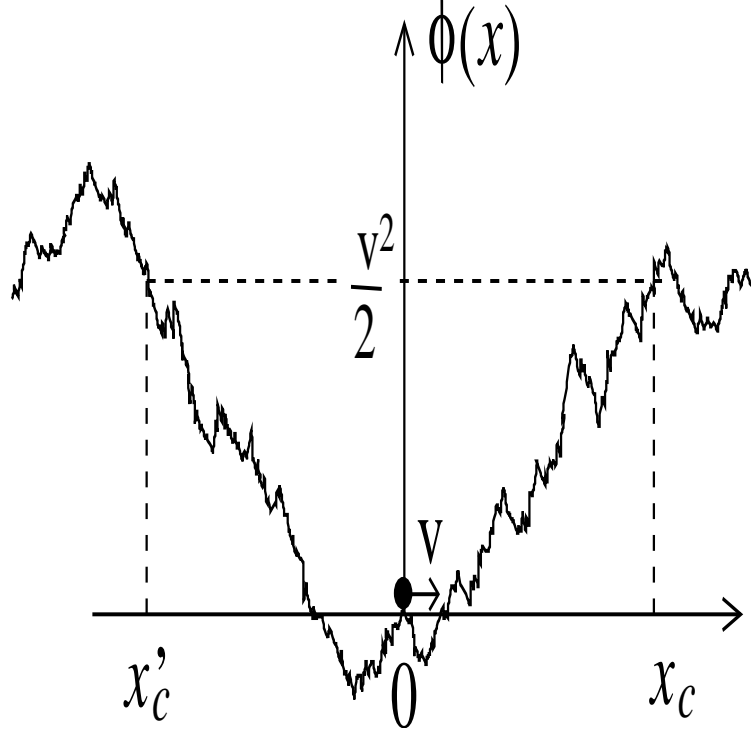


FIG. 5: A Newtonian particle in a Brownian potential with initial velocity v . The right/left turning points are shown as x_c and x'_c respectively where the potential energy first becomes equal to the kinetic energy, $\phi = v^2/2$.

Here we consider a simple model [64] where the particle diffuses in the same Sinai potential $\phi(x) = \int_0^x \eta(x')dx'$, but we consider the opposite limit where the particle is *undamped*, i.e. $\Gamma = 0$ and is driven solely by the inertial force. For simplicity, we also consider the zero temperature limit where the thermal noise term drops out of Eq. (57) as well and one simply has

$$m \frac{d^2x}{dt^2} = F(x = x(t)) \quad (59)$$

where $F(x)$ is a same random Sinai force as mentioned above. We set $m = 1$ and assume that the particle starts at the origin $x = 0$ with initial velocity $v > 0$. Thus the particle will move to the right till it reaches a turning point x_c where the potential energy becomes equal to the kinetic energy, i.e. $\phi(x_c) = v^2/2$ and then it will move back to $x = 0$ with a velocity $-v$ (see Fig. (5)). After returning to the origin with velocity $-v$, the particle will go to the left till it encounters the first turning point on the left of the origin where it will turn and then will return to the origin. Let T and T' denote the time for the particle to go from the origin to the turning point at the right and to the one at the left respectively. Thus the particle will oscillate between the two turning points nearest to the origin on either side and the time period of oscillation is $T_{\text{osc}} = 2(T + T')$. Note that the variables T and T' will vary from one sample of quenched disorder to another. The goal is to compute the probability distribution of T and T' and hence that of T_{osc} . Since $\phi(x)$ is a Brownian motion in x , it follows from its Markov property that $\phi(x)$ for $x > 0$ and for $x < 0$ are completely independent of each other. Thus T and T' are also independent and by symmetry, have identical distributions. The distribution of T_{osc} can then be easily calculated by convolution.

To compute the pdf $P(T)$ of T (starting at $x_0 = 0$), we first express T as a functional of the Brownian potential

$$T = \int_0^{x_c} \frac{dx}{\sqrt{v^2 - 2\phi(x)}} \quad (60)$$

where x_c is defined as the point where $\phi(x_c) = v^2/2$. On identifying the space as the time $x \equiv \tau$ and the random potential ϕ as the trajectory of a random walk in space x , i.e. $\phi \leftrightarrow x$, $x \leftrightarrow \tau$, T in Eq. (60) is of the general form in Eq. (48) with $U(x) = 1/\sqrt{v^2 - 2x}$ and $x_c = t_f$ denoting the first-passage time to the level $x = v^2/2$, starting at x_0 . Following the general scheme, we need to solve the differential equation (52), now valid for $-\infty \leq x_0 \leq v^2/2$,

with $U(x) = 1/\sqrt{v^2 - 2x}$ and the boundary conditions, $Q(x_0 \rightarrow -\infty) = 0$ and $Q(x_0 \rightarrow v^2/2) = 1$. Upon finding the solution one needs to put $x_0 = 0$ and then invert the Laplace transform. This can be done explicitly and one obtains [64]

$$P(T) = \frac{2^{2/3}v^2}{3^{4/3}\Gamma(2/3)} \frac{1}{T^{5/3}} \exp\left[-\frac{2v^3}{9T}\right]. \quad (61)$$

This is one of the rare examples of an exact result on a transport property in a quenched disorderd system, thus illustrating the power of the approach outlined in this section.

C. Distribution of the Lifetime of a Comet in Solar System

In this final subsection we provide an example from astrophysics [65] where the general technique of the first-passage Brownian functional is applicable. A comet enters a solar system with a negative energy $E_0 < 0$ and keeps orbiting around the sun in an elliptical orbit whose semimajor axis length a is determined by the relation $E_0 = -GM/2a$ where G is the gravitational constant and M is the mass of the sun. It was first pointed out by Lyttleton [66] that the energy of the comet gets perturbed by Jupiter each time the comet visits the neighbourhood of the sun and the planets and successive perturbations lead to a positive energy of the comet which then leaves the solar system. It is convenient to work with the negative energy $x = -E > 0$ of the comet. We assume that the comet enters the solar system with initial negative energy x_0 and has values of x equal to x_1, x_2, \dots, x_{t_f} at successive orbits till the last one labelled by t_f when its value of x crosses 0 (energy becomes positive) and it leaves the solar system. The lifetime of the comet is given by

$$T = U(x_0) + U(x_1) + \dots U(x_{t_f}) \quad (62)$$

where $U(x)$ is the time taken to complete an orbit with negative energy $x > 0$. According to Kepler's third law, $U(x) = cx^{-3/2}$ where c is a constant which we set to $c = 1$ for convenience. Moreover, a simple way to describe the perturbation due to Jupiter is by a random walk model, $x_n = x_{n-1} + \xi_n$ where ξ_n is the noise induced by Jupiter and is assumed to be independent from orbit to orbit [65]. Within this random walk theory, the lifetime of a comet in Eq. (62), in the continuum limit becomes a first-passage Brownian functional [65]

$$T = \int_0^{t_f} [x(\tau)]^{-3/2} d\tau \quad (63)$$

where the random walk starts at x_0 and ends at its first-passage time t_f when it first crosses the origin. The pdf $P(T|x_0)$ was first obtained by Hammersley [65]. Here we show how to obtain this result using the general approach outlined here for first-passage Brownian functionals.

Following our general scheme, we thus have $U(x) = x^{-3/2}$ in the differential Eq. (52). The solution, satisfying the proper boundary conditions, can be easily found

$$Q(x_0) = 16px_0^{1/2}K_2\left(\sqrt{32p}x_0^{1/4}\right) \quad (64)$$

where $K_2(z)$ is the modified Bessel function of degree 2. Next, we need to invert the Laplace transform in Eq. (64) with respect to p . This can be done by using the following identity

$$\int_0^\infty y^{-\nu-1} e^{-py-\beta/y} dy = 2\left(\frac{p}{\beta}\right)^{\nu/2} K_\nu(2\sqrt{\beta p}). \quad (65)$$

Choosing $\beta = 8\sqrt{x_0}$, we can invert the laplace transform to obtain the exact pdf $P(T|x_0)$ of the lifetime of a comet

$$P(T|x_0) = \frac{64x_0}{T^3} \exp\left[-\frac{8\sqrt{x_0}}{T}\right]. \quad (66)$$

It is worth pointing out that in all three examples above, the pdf $P(T|x_0)$ of the first-passage Brownian functional has a power law tail $P(T|x_0) \sim T^{-\gamma}$ for large T and an essential singularity in the limit $T \rightarrow 0$. While the exponent of the power law tail can be easily obtained using a scaling argument, the essential singular behavior at small T is not easy to obtain just by a scaling argument.

VI. CONCLUSION

In this article I have provided a brief and pedagogical review of the techniques to calculate the statistical properties of functionals of one dimensional Brownian motion. It also contains a section devoted to ‘first-passage’ Brownian functional, a quantity that appears in many problems but the techniques to calculate its properties are somewhat less known compared to the standard Feynman-Kac formalism for the usual Brownian functional. A simple backward Fokker-Planck approach is provided here to calculate the probability distribution of a first-passage Brownian functional. Several examples and applications of the standard Brownian functionals as well as the first-passage Brownian functionals from physics, probability theory, astronomy and in particular from computer science are provided.

The techniques detailed in this article are valid for free Brownian motion in one dimension. However, they can be easily generalized to study the functionals of a Brownian motion in an external potential. The external potential can represent e.g. a constant drift [28, 29, 60] or a harmonic potential [30]. Alternately, the external potential can be random as in a disordered system. The backward Fokker Planck approach reviewed here has been particularly useful in calculating exactly the disorder averaged distributions of Brownian functionals in the Sinai model [28, 39, 67].

There are several open directions for future research. For example, to the best of my knowledge, the properties of first-passage Brownian functionals have so far not been studied in disordered systems. The techniques discussed here could be useful in that direction. Though there have been few studies of Brownian functionals in higher dimensions, there are still many open problems with direct relation to experiments [12] and more studies in that direction would be welcome. Finally, the discussion in this article is limited to the simple Brownian motion which is a Gaussian as well as a Markov process. In many real systems, the relevant stochastic process often is non-Gaussian and/or non-Markovian. It would certainly be interesting to study the properties of functionals of such stochastic processes.

In summary, I hope I have been able to convey to the reader the beauty and the interests underlying Brownian ‘functionology’ with its diverse applications ranging from physics and astronomy to computer science, making it a true legacy of Albert Einstein whose 1905 paper laid the basic foundation of this interesting subject.

Acknowledgements: It is a pleasure to thank my collaborators A.J. Bray, A. Comtet, C. Dasgupta, D.S. Dean, A. Dhar, M.J. Kearney, and S. Sabhapandit with whom I have worked on Brownian functionals in the recent past. I also acknowledge useful discussions on Brownian motion and related topics with M. Barma, J. Desbois, D. Dhar, P.L. Krapivsky, S. Redner, C. Sire, C. Texier, M. Yor and R.M. Ziff.

-
- [1] A. Einstein, On the movement of small particles suspended in stationary liquids required by the molecular-kinetic theory of heat, *Annal. der Physik* **17**, 549-560 (1905).
 - [2] A. Einstein, On the electrodynamics of moving bodies, *Annal. der Physik* **17**, 891-921 (1905).
 - [3] A. Einstein, An heuristic point of view about the production and transformation of light, *Annal. der Physik* **17**, 132-148 (1905).
 - [4] M. von Smoluchowski, Zur kinetischen Theorie der Brownschen Molekularbewegung und der Suspensionen, *Annal. der Physik* **21**, 756-780 (1906).
 - [5] P. Langevin, *Comptes Rendues* **146**, 530-533 (1908).
 - [6] E. Frey and K. Kroy, Brownian motion: a paradigm of soft matter and biological physics, *Annal. der Physik* **14**, 20-50 (2005).
 - [7] B. Duplantier, Le mouvement Brownien, “divers et ondoyant”, *Séminaire Poincaré* **1**, 155-212 (2005).
 - [8] I.M. Sokolov and J. Klafter, From diffusion to anomalous diffusion: A century after Einstein’s Brownian motion, cond-mat/0411032 (2004). P. Hänggi and F. Marchesoni, Introduction: 100 years of Brownian motion, *Chaos: An Interdisciplinary Journal of Nonlinear Science* **15**, 026101-026105 (2005); D. Chowdhury, 100 years of Einstein’s theory of Brownian motion: from pollen grains to protein trains, cond-mat/0504610 (2005).
 - [9] M. Kac, On distribution of certain Wiener functionals, *Trans. Am. Math. Soc.* **65**, 1-13 (1949); On some connections between probability theory and differential and integral equations, *Proceedings of the Second Berkeley Symposium on Mathematical Statistics and Probability, 1950* (University of California Press, Berkeley and Los Angeles), 189-215 (1951).
 - [10] M. Yor, Some aspects of Brownian motion, *Lectures in Mathematics* (ETH Zurich, Birkhauser) (1992).
 - [11] D. Dufresne, The distribution of perpetuity, with applications to risk theory and pension funding, *Scand. Act. J.* 39-79 (1990); H. Geman and M. Yor, Bessel processes, Asian options and perpetuities, *Math. Fin.* **3**, 349-375 (1993).
 - [12] For a recent review see A. Comtet, J. Desbois and C. Texier, Functionals of the Brownian motion, localization and metric graphs, cond-mat/0504513.
 - [13] R.P. Feynman and A.R. Hibbs, *Quantum Mechanics and Path Integrals* (McGraw-Hill, New York, 1965).
 - [14] S.N. Majumdar, Persistence in nonequilibrium systems, *Current Science* **77**, 370-375 (1999).
 - [15] S.N. Majumdar, C. Sire, A.J. Bray and S.J. Cornell, Nontrivial exponent for simple diffusion, *Phys. Rev. Lett.* **77**, 2867-2870 (1996); B. Derrida, V. Hakim and R. Zeitak, Persistent spins in the linear diffusion approximation of phase ordering

- and zeros of stationary Gaussian processes, *Phys. Rev. Lett.* **77**, 2871-2874 (1996).
- [16] G.P. Wong, R.W. Mair, R.L. Walsworth, and D.G. Cory, Measurement of persistence in 1D diffusion, *Phys. Rev. Lett.* **86**, 4156-4159 (2001).
 - [17] A. Watson, Persistence pays off in defining history of diffusion, *Science* **274**, 919 (1996).
 - [18] S. Chandrasekhar, Stochastic problems in physics and astronomy, *Rev. Mod. Phys.* **15**: 1-89 (1943).
 - [19] W. Feller, *An Introduction to Probability Theory and Its Applications, vol-I and II* (Wiley, New York, 1968).
 - [20] S. Redner, *A Guide to First-passage Processes* (Cambridge University Press, Cambridge 2001).
 - [21] P. Lévy, Sur certains processus stochastiques homogènes, *Compositio Mathematica*, **7**, 283-339 (1939).
 - [22] S.F. Edwards and D.R. Wilkinson, The surface statistics of a granular aggregate, *Proc. R. Soc. London A* **381**, 17-31 (1982).
 - [23] M. Kardar, G. Parisi and Y.-C. Zhang, Dynamical scaling of growing interfaces, *Phys. Rev. Lett.* **56**, 889-892 (1986).
 - [24] A.L. Barabasi and H.E. Stanley, *Fractal Concepts in Surface Growth* (Cambridge University Press, Cambridge, England, 1995); J. Krug, Origins of scale invariance in growth processes, *Adv. Phys.* **46**, 139-282 (1997). T. Halpin-Healy and Y.-C. Zhang, Kinetic roughening phenomena, stochastic growth, directed polymers and all that, *Phys. Rep.* **254**, 215-414 (1995).
 - [25] G. Foltin, K. Oerding, Z. Racz, R.L. Workman, and R.K.P. Zia, Width distribution for random-walk interfaces, *Phys. Rev. E* **50**, R639-642 (1994); Z. Racz and M. Plischke, Width distribution for 2+1 dimensional growth and deposition processes, *Phys. Rev. E* **50**, 3530-3537 (1994).
 - [26] M. Yor, *Exponential functionals of Brownian motion and related processes*, (Springer, Berlin) (2000).
 - [27] Ya. G. Sinai, The limiting behavior of a one-dimensional random walk in a random medium, *Teor. Veroyatnost. i Primenen.* **27**, 247-258 (1982).
 - [28] A. Comtet, C. Monthus and M. Yor, Exponential functionals of Brownian motion and disordered systems, *J. Appl. Probab.* **35**, 255-271 (1998).
 - [29] A. Comtet and C. Texier, Universality of the Wigner time delay distribution for one-dimensional random potentials, *Phys. Rev. Lett.* **82**, 4220-4223 (1999).
 - [30] S.N. Majumdar and A.J. Bray, Large deviation functions for nonlinear functionals of a Gaussian stationary Markov process, *Phys. Rev. E* **65**, 051112 (2002).
 - [31] D.M. Cifarelli and E. Regazzini, Contributi intorno ad un test per l'omogeneita tra du campioni, *Giornale Degli Economiste*, **34**, 233-249 (1975).
 - [32] L.A. Shepp, On the integral of the absolute value of the pinned Wiener process, *Ann. of Prob.* **10**, 234-239 (1982).
 - [33] B.L. Altshuler, A.G. Aronov, and D.E. Khmelnitsky, Effects of electron-electron collisions with small energy transfers on quantum localisation, *J. Phys. C: Solid. St. Phys.* **15**, 7367-7386 (1982).
 - [34] J. Lamperti, An occupation time theorem for a class of dtochastic processes, *Trans. Am. Math. Soc.* **88**, 380-387 (1958).
 - [35] I. Dornic and C. Godrèche, Large deviations and nontrivial exponents in coarsening systems, *J. Phys. A.: Math. Gen.* **31**, 5413-5429 (1998); T.J. Newman and Z. Toroczka, Diffusive persistence and "sign-time" distribution, *Phys. Rev. E* **58**, R2685-2688 (1998).
 - [36] A. Dhar and S.N. Majumdar, Residence time distribution for a class of Gaussian markov processes, *Phys. Rev. E* **59**, 6413-6418 (1999); G. De Smedt, C. Godreche and J.M. Luck, Statistics of occupation time for a class of Gaussian markov processes, *J. Phys. A: Math. Gen.* **34**, 1247-1269 (2001).
 - [37] C. Godrèche and J.M. Luck, Statistics of occupation time of renewal processes, *J. Stat. Phys.* **104**, 489-524 (2001).
 - [38] S.N. Majumdar and D.S. Dean, Exact occupation time distribution in a non-Markovian sequence and its relation to spin glass models, *Phys. Rev. E* **66**, 041102 (2002).
 - [39] S.N. Majumdar and A. Comtet, Local and Occupation Time of a Particle Diffusing in a Random Medium, *Phys. Rev. Lett.* **89**, 060601 (2002);
 - [40] G. Bel and E. Barkai, Weak ergodicity breaking in the continuous-time random walk, *Phys. Rev. Lett.* **94**, 240602 (2005).
 - [41] D.A. Darling, On the supremum of certain Gaussian processes, *Ann. Probab.* **11**, 803-806 (1983).
 - [42] G. Louchard, Kac's formula, Levy's local time and Brownian excursion, *J. Appl. Prob.* **21**, 479-499 (1984).
 - [43] L. Takacs, A Bernoulli excursion and its various applications, *Adv. Appl. Prob.* **23**, 557-585, (1991); Limit distributions for the Bernoulli meander, *J. Appl. Prob.* **32**, 375-395 (1995).
 - [44] P. Flajolet, P. Poblete, and A. Viola, On the analysis of linear probing hashing, *Algorithmica*. **22**, 490-515 (1998).
 - [45] P. Flajolet and G. Louchard, Analytic variations on the Airy distribution, *Algorithmica*. **31**, 361-377 (2001).
 - [46] M. Perman and J.A. Wellner, On the distribution of Brownian areas, *Ann. Appl. Prob.* **6**, 1091-1111 (1996).
 - [47] M. Abramowitz and I.A. Stegun, *Handbook of Mathematical Functions* (Dover, New York, 1973).
 - [48] M. Csörgö, Z. Shi, and M. Yor, Some asymptotic properties of the local time of the uniform empirical processes, *Bernoulli*. **5**, 1035-1058 (1999).
 - [49] S.N. Majumdar and A. Comtet, Airy Distribution Function: From the Area under a Brownian Excursion to the Maximal Height of Fluctuating Interfaces, *J. Stat. Phys.* **119**, 777-826 (2005).
 - [50] D.E. Knuth, The art of computer programming, vol. 3 "Sorting and Searching" (Addison-Wesley, Reading, MA) (1998).
 - [51] S.N. Majumdar and D.S. Dean, Exact solution of a drop-push model for percolation, *Phys. Rev. Lett.* **89**, 115701 (2002).
 - [52] F. Harary, *Graph Theory*, (Addison-Wesley, Reading, MA) (1988).
 - [53] S. Raychaudhuri, M. Cranston, C. Przybyla, and Y. Shapir, Maximal height scaling of kinetically growing surfaces, *Phys. Rev. Lett.* **87**:136101 (2001).
 - [54] S.N. Majumdar and A. Comtet, Exact maximal height distribution of fluctuating interfaces, *Phys. Rev. Lett.* **92**:225501 (2004).
 - [55] H. Guclu and G. Korniss, Extreme fluctuations in small-world networks with relaxional dynamics, *Phys. Rev. E*

- 69:065104(R)** (2004).
- [56] E.J. Gumbel, *Statistics of Extremes* (Columbia University Press, New York, 1958).
 - [57] C.L. Mallows and J. Riordan, The inversion enumerator for labelled trees, *Bull. Am. Math. Soc.* **74**:92-94 (1968); I. Gessel, B.E. Sagan, and Y.-N. Yeh, Enumeration of trees by inversion, *J. Graph Theory* **19**:435-459 (1995).
 - [58] E.M. Wright, The number of connected sparsely edged graphs, *J. Graph Theory* **1**:317-330 (1977).
 - [59] C. Richard, A.J. Guttmann, and I. Jensen, Scaling function and universal amplitude combinations for self avoiding polygons, *J. Phys. A: Math. Gen.* **34**:L495-501 (2001); C. Richard, Scaling behaviour of the two-dimensional polygons models, *J. Stat. Phys.* **108**:459-493 (2002); Area distribution of the planar random loop boundary, *J. Phys. A: Math. Gen.* **37**:4493-4500 (2004).
 - [60] M.J. Kearney and S.N. Majumdar, On the area under a continuous time Brownian motion till its first-passage time, *J. Phys. A: Math. Gen.* **38**, 4097-4104 (2005).
 - [61] see M.J. Kearney, On a random area variable arising in discrete-time queues and compact directed percolation, *J. Phys. A: Math. Gen.* **37**, 8421-8431 (2004) and references therein.
 - [62] D. Dhar and R. Ramaswamy, Exactly solved model of self-organized critical phenomena, *Phys. Rev. Lett.* **63**, 1659-1662 (1989).
 - [63] J.P. Bouchaud and A. Georges, Anomalous diffusion in disordered media: statistical mechanics, models and physical applications, *Phys. Rep.* **195**, 127-293 (1990).
 - [64] D.S. Dean and S.N. Majumdar, The exact distribution of the oscillation period in the underdamped one-dimensional Sinai model, *J. Phys. A: Math. Gen.* **34** L697-L702 (2001).
 - [65] J.M. Hammersley, On the statistical loss of long period comets from the solar system II, *Proceedings of the Fourth Berkeley Symposium on Mathematical Statistics and Probability, vol-3* (University of California Press, Berkeley and Los Angeles), 17-78 (1961).
 - [66] R.A. Lyttleton, The comets and their origin, (Cambridge University Press, Cambridge, 1953).
 - [67] S.N. Majumdar and A. Comtet, Exact asymptotic results for persistence in the Sinai model with arbitrary drift, *Phys. Rev. E* **66**, 061105 (2002).