

Transport of Dirac quasiparticles in graphene: Hall and optical conductivities

V.P. Gusynin^{1*} and S.G. Sharapov^{1,2†}

¹ *Bogolyubov Institute for Theoretical Physics, Metrologicheskaya Str. 14-b, Kiev, 03143, Ukraine*

² *Department of Physics and Astronomy, McMaster University, Hamilton, Ontario, Canada, L8S 4M1*

(Dated: March 2, 2019)

The analytical expressions for both diagonal and off-diagonal ac and dc conductivities of graphene placed in an external magnetic field are derived. These conductivities exhibit rather unusual behavior as functions of frequency, chemical potential and applied field which is caused by the fact that the quasiparticle excitations in graphene are Dirac-like. One of the most striking effects observed in graphene is the odd integer quantum Hall effect. We argue that it is caused by the anomalous properties of the Dirac quasiparticles from the lowest Landau level. Other quantities such as Hall angle and Nernst signal also exhibit rather unusual behavior, in particular when there is an excitonic gap in the spectrum of the Dirac quasiparticle excitations.

PACS numbers: 73.43.Cd, 71.70.Di, 81.05.Uw

I. INTRODUCTION

There is significant progress in fabrication of free-standing monocrystalline graphite films with thickness down to a single atomic layer [1, 2] and the relatively thick (thicker than 3 monolayers) graphite films [3, 4, 5, 6] are now widely produced. The new one layer material, called graphene, possesses truly remarkable properties both from technological and theoretical point of view. Graphene is a promising candidate for applications in future micro- and nanoelectronics due to its excellent mechanical characteristics, scalability to the nanometer sizes, and the ability to sustain huge ($> 10^8 A/cm^2$) electric currents. By using the electric field effect [1, 2, 4, 5, 6, 7, 8], it is possible to change the carrier concentration in samples by tens times and even to change the carrier type from electron to hole when the sign of applied gate voltage is reversed. Another interest in graphene is related to the fact that it represents a building block for the other forms of carbon, viz. graphite is a stack of graphene layers, carbon nanotubes are wrapped graphene layers, while fullerenes can be created from graphene by introducing topological defects.

On the theoretical side, the conduction and valence bands in graphene touch upon each other at isolated points in the Brillouin zone and this results in the linear, Dirac-like (up to energies of the order of 1000 K) spectrum of quasiparticle excitations which makes graphene a unique truly two-dimensional "relativistic" electronic system. The thinnest graphite films can be described by a low-energy (2+1) dimensional effective *massless* Dirac theory [10, 11]. A recent observation [7, 8] of the unconventional integer quantum Hall effect (IQHE)

$$\sigma_{xy} = -\frac{2e^2}{h}(2n+1), \quad n = 0, 1, \dots \quad (1.1)$$

which is expected from the analytical study [12] based on the fundamental properties of the 2 + 1 dimensional Dirac theory, can be considered as the ultimate proof of the existence of the Dirac quasiparticles in this fascinating material. A complementary numerical investigation of the Landau level structure for a hexagonal lattice model with the nearest neighbor and next-nearest neighbor hoppings also led the authors of Ref. [13] to the conclusion that the Hall conductivity is quantized according to the rule (1.1). In contrast to this behavior expected for an ideal 2D graphene, thicker 3 to 10 layers thick films studied in Refs. [1, 3] exhibit instead a conventional Hall quantization $\sigma_{xy} = -4(e^2/h)n$.

The Dirac quasiparticles seem to be present not only in graphene, but also in the highly oriented pyrolytic graphite (HOPG), single crystalline Kish graphite and the relatively thick (thicker than 3-10 monolayers) graphite films, where warping introduces other types of carriers [9]. The Hall effect features in HOPG graphite were observed in Refs. [14, 15], but the Hall conductivity quantization in these systems remains conventional [1, 3, 15, 16]. Nevertheless, the presence of the Dirac quasiparticles can be detected using other experimental techniques. For example, the differences between the Dirac and Schrödinger (massive) quasiparticles may be observed in thermodynamic and magnetotransport measurements [1, 3, 4, 5, 6, 15, 16]. For instance, the phase of de Haas van Alphen and Shubnikov

*Electronic address: vgusynin@bitp.kiev.ua

†Electronic address: sharapov@bitp.kiev.ua

de Haas oscillations for Dirac quasiparticles is shifted by π [7, 8, 17, 18, 19] compared to the phase of non-relativistic quasiparticles. Moreover, the Dingle and temperature factors in the amplitude of oscillations explicitly depend on the carrier density in the case of a Dirac-like spectrum [17, 18]. These two characteristic features allow one to distinguish the Dirac quasiparticles from very light, $\sim 0.01m_e$ (m_e is the electron mass) particles, and from other carriers which are also present in graphite [19]. The Landau levels in graphite are observed in high magnetic field using both scanning tunneling spectroscopy [20] and infrared spectroscopy [21]. The latter allowed to observe in HOPG the cyclotron resonance modes and to establish that some of them reveal a \sqrt{B} dependence of the cyclotron frequency which is expected for the Dirac quasiparticles. Actually, this characteristic, \sqrt{B} , dependence shows up in various properties related to the Dirac quasiparticles. An interesting example is the magnetization $M \sim -\sqrt{B}$ (cf. Eq. (7.4) of Ref. [17]) at zero chemical potential μ which implies that the magnetic susceptibility $\chi = \partial M / \partial B \propto -B^{-1/2}$ diverges at zero field. Although the singularity of $\chi(B \rightarrow 0)$ is smoothed [see Ref. [22], where another system with Dirac quasiparticles is considered] by a coupling between layers, finite temperature and/or chemical potential, the presence of Dirac quasiparticles results in an anomalously strong diamagnetism of graphite [23].

The purpose of the present work is to extend the analysis made in the previous papers [17, 18, 24] (see also Ref. [25] devoted to a so called d -density wave state which is also described by the same low-energy Dirac Lagrangian) where thermodynamic and mostly diagonal dc magnetotransport properties of graphene were studied. We derive analytical expressions both for diagonal and off-diagonal ac conductivity which in contrast to the previous papers include a *frequency dependent* impurity scattering rate. Then we mostly concentrate on the dc Hall conductivity giving throughout derivation of the results presented in Ref. [12] and presenting the limiting cases that were not yet considered.

The paper is organized as follows. In Sec. II general features of the model for a single layer of graphene are described. In Sec. III we present the analytical expressions for both diagonal and off-diagonal ac conductivities, including dc limits of these expressions (the details of calculation are given in Appendix A). Then in Sec. IV we consider the dc Hall conductivity which presents the main topic of the paper. The Hall angle and the Nernst signal are studied in Sec. V. In particular in Sec. V C we discuss a possibility of detecting a gap that may exist in the spectrum of the quasiparticle excitations of graphene. In Conclusions, Sec. VI we give a concise summary of the obtained results. The extra technical details concerning the Hall conductivity in the clean limit are given in Appendices B, C. The equation for chemical potential μ is considered in Appendix D and the solution of the Dirac equation in the symmetric gauge is discussed in Appendix E.

II. MODEL

As discussed, for example, in Refs. [17, 18, 24], we start directly from the conventional QED₂₊₁ Lagrangian density

$$\mathcal{L} = \sum_{\sigma=\pm 1} \bar{\Psi}_\sigma(t, \mathbf{r}) \left[i\gamma^0(\hbar\partial_t - i\mu_\sigma) + iv_F\gamma^1 \left(\hbar\partial_x + i\frac{e}{c}A_x^{\text{ext}} \right) + iv_F\gamma^2 \left(\hbar\partial_y + i\frac{e}{c}A_y^{\text{ext}} \right) - \Delta \right] \Psi_\sigma(t, \mathbf{r}), \quad (2.1)$$

where $\Psi_\sigma = (\psi_{1\sigma}(t, \mathbf{r}), \psi_{2\sigma}(t, \mathbf{r}))$ is the four-component Dirac spinor combined from two spinors $\psi_{1\sigma}, \psi_{2\sigma}$ [corresponding to \mathbf{K} and \mathbf{K}' points of the Fermi surface, respectively] that describe the Bloch states residing on the two different sublattices of the biparticle hexagonal lattice of the graphene sheet. In Eq. (2.1) γ^ν with $\nu = 0, 1, 2$ are 4×4 γ matrices belonging to a reducible representation in $2 + 1$, for example, $\gamma^\nu = \sigma_3 \otimes (\sigma_3, i\sigma_2, -i\sigma_1)$, $\bar{\Psi}_\sigma = \Psi_\sigma^\dagger \gamma^0$ is the Dirac conjugated spinor, $-e < 0$ is the electron charge, v_F is the Fermi velocity, and $\sigma = \pm 1$ is the spin variable. More generally the number of spin components N_f can be regarded as a flavor index and $N_f = 2$ corresponds to the physical case.

The external magnetic field $\mathbf{B} = \nabla \times \mathbf{A}^{\text{ext}}$ is applied perpendicular to the plane along the positive z axis and the corresponding vector potential is taken in the symmetric gauge $\mathbf{A}^{\text{ext}} = (-By/2, Bx/2)$. The energy scale associated with the magnetic field expressed in the units of temperature reads

$$\frac{eBv_F^2}{c} \rightarrow \frac{eB\hbar v_F^2}{c} \frac{1}{k_B^2} (K^2) = 8.85 \times 10^{-8} v_F^2 (\text{m/s}) B(T), \quad (2.2)$$

where v_F and B are given in m/s and Tesla, respectively. In the following we set $\hbar = k_B = 1$, and in some places $e = c = 1$, unless stated explicitly otherwise. There is some disagreement in the literature concerning the precise value of v_F in graphene which is related to an uncertainty in the value of the nearest-neighbor hopping t . For doing numerical calculations we assume that $t \sim 2.3\text{eV}$, so that $v_F \approx 7.4 \times 10^5 \text{m/s}$ which leads to the relationship $eB \rightarrow (4.5 \times 10^4 \text{K}^2) B(T)$. Note that the latest experiments [7, 8] indicate that $v_F \approx (1 \div 1.1) \times 10^6 \text{m/s}$.

Since the Lagrangian (2.1) originates from a nonrelativistic many-body theory, the Zeeman interaction term has to be explicitly included by considering spin splitting $\mu_\sigma = \mu - \sigma g/2\mu_B B$ of the chemical potential μ , where $\mu_B = e\hbar/(2mc)$ is the Bohr magneton and g is the Lande factor. However, for the relativistic quasiparticle spectrum with the realistic values of $v_F \propto 10^6$ m/s and not very large g the distance between Landau levels turns out to be very large compared to the Zeeman splitting [18], so that in what follows we will not consider this term and just multiply all relevant expressions by the above-mentioned number of flavors N_f .

While simple tight-binding calculations (see e.g. Ref. [26]) made for hexagonal lattice of a single graphene sheet predict that $\mu = 0$, the real picture is more complicated and the actual value of μ in HOPG is nonzero due to inter-layer hopping, finite doping, and/or disorder. Moreover, nonzero and even tunable value of μ (including the change of the character of carriers, either electron or holes) is possible in the electric-field doping experiments made on monocrystalline graphitic films [1, 2, 4, 5, 6, 7, 8]. In our notations $\mu > 0$ corresponds to electrons and accordingly to the positive gate voltage, V_g . The variation of V_g from -100 V to 100 V corresponds to the change in $\mu \propto \text{sgn } V_g \sqrt{|V_g|}$ from -3600 K to 3600 K.

The Lagrangian (2.1) also includes a gap Δ , so that for $B = 0$ it describes quasiparticles with the dispersion $E(\mathbf{k}) = -\mu \pm \sqrt{v_F^2 \mathbf{k}^2 + \Delta^2}$. Again, this gap is zero when the tight-binding approximation for non-interacting quasiparticles is used, but it could open as a result of poor screening of the Coulomb interaction in graphite [24, 27] and/or in the presence of an external magnetic field (the phenomenon of magnetic catalysis) [28]. The physical meaning of this gap (or a singlet excitonic order parameter) is directly related to the electron density imbalance between the A and B sublattices of the bi-particle hexagonal lattice of graphene [27]. The opening of such a gap was already a subject of an experimental investigation [15] and we hope that the predictions made in Refs. [24, 27] will be tested again on the new thin samples that are closer to the ideal graphene considered in these theoretical papers.

In contrast to the diagonal transport coefficients, the off-diagonal transport properties are sensitive to the sign of the product eB . Thus for the lucidity of the presentation, we begin with the expression for the spectral function of Dirac fermions and perform the calculation without assuming the positiveness of the product eB .

The Green's function of Dirac fermions described by the Lagrangian (2.1) in an external field reads

$$S(t-t', \mathbf{r}-\mathbf{r}') = \exp\left(-\frac{ie}{c} \mathbf{r} \mathbf{A}^{ext}(\mathbf{r}')\right) \tilde{S}(t-t', \mathbf{r}-\mathbf{r}'), \quad (2.3)$$

where $\tilde{S}(t-t', \mathbf{r}-\mathbf{r}')$ is the translation invariant part of $S(t-t', \mathbf{r}-\mathbf{r}')$. Its derivation using the Schwinger proper-time method and decomposition over Landau level poles has been discussed in many papers (see, e.g. Refs. [25, 28, 29]), so here we begin with the Fourier transform of $\tilde{S}(x-y)$ in the Matsubara representation

$$S(i\omega_m, \mathbf{k}) = e^{-\frac{c\mathbf{k}^2}{|eB|}} \sum_{n=0}^{\infty} (-1)^n \frac{S_n(i\omega_m, \mathbf{k})}{(i\omega_m)^2 - M_n^2}, \quad \omega_m = \pi(2m+1)T, \quad (2.4)$$

where T is the temperature,

$$M_n = \sqrt{\Delta^2 + 2nv_F^2|eB|/c} \quad (2.5)$$

are the energies of the relativistic Landau levels and

$$S_n(i\omega_m, \mathbf{k}) = 2(i\omega_m \gamma^0 + \Delta) \left[P_- L_n \left(\frac{2c\mathbf{k}^2}{|eB|} \right) - P_+ L_{n-1} \left(\frac{2c\mathbf{k}^2}{|eB|} \right) \right] - 4\mathbf{k} \boldsymbol{\gamma} L_{n-1}^1 \left(\frac{2c\mathbf{k}^2}{|eB|} \right), \quad (2.6)$$

with $P_{\pm} = (1 \pm i\gamma^1 \gamma^2 \text{sgn}(eB))/2$ being projectors and $L_n^\alpha(z)$ the generalized Laguerre polynomials. By definition, $L_n(z) \equiv L_n^0(z)$ and $L_{-1}^\alpha(z) \equiv 0$.

In what follows we also need the retarded and advanced Green's functions that are obtained by analytic continuation from positive and negative discrete frequencies, respectively, $S^R(\omega + i0, \mathbf{k}) = S(i\omega_m \rightarrow \omega + i0, \mathbf{k})$ and $S^A(\omega - i0, \mathbf{k}) = S(i\omega_m \rightarrow \omega - i0, \mathbf{k})$. When the frequency dependent scattering rate $\Gamma(\omega)$ is included, they acquire the form

$$S^{(R,A)}(\omega, \mathbf{k}) = e^{-\frac{c\mathbf{k}^2}{|eB|}} \sum_{n=0}^{\infty} (-1)^n \frac{S_n^{(R,A)}(\omega \pm i\Gamma(\omega), \mathbf{k})}{(\omega \pm i\Gamma(\omega))^2 - M_n^2}. \quad (2.7)$$

The scattering rate $\Gamma(\omega)$ is expressed via the retarded fermion self-energy, $\Gamma(\omega) = -\text{Im}\Sigma^R(\omega)$ which in general depends on the energy, temperature, field and the Landau levels index n . This self-energy has to be determined self-consistently from the Schwinger-Dyson equation. The exact form of this equation actually depends on the model assumptions about the impurity scattering, e.g. whether the impurity scatterers are short- or long-range and in many cases this

equation is solved numerically. Exactly this kind of consideration was made for graphene in Ref. [30], but in our paper we pursue another goal which is to obtain a simple analytical expression for the Hall conductivity. Accordingly here we chose a different strategy. In Sec. III we derive general expressions for both frequency dependent $\sigma_{xx}(\Omega)$ and $\sigma_{xy}(\Omega)$ which include unspecified frequency dependent scattering rate $\Gamma(\omega)$. However, we make an essential for the analytical work simplifying assumption that $\Gamma(\omega)$ is independent of the Landau levels index n . This assumption is justified when point-like impurity scattering is considered [31]. The obtained expressions for $\sigma_{xx}(\Omega)$ and $\sigma_{xy}(\Omega)$ are suitable for investigation of microwave and optical conductivities in graphene. Then in Sec. IV we consider the case of constant width $\Gamma = \Gamma(\omega = 0) = -\text{Im}\Sigma^R(\omega = 0) = 1/(2\tau)$, where τ is the mean free time of quasiparticles and treat Γ as a phenomenological parameter. This approximation allows one to obtain rather simple expressions for the Hall conductivity in the various limits.

III. GENERAL REPRESENTATION FOR ELECTRICAL CONDUCTIVITY

The frequency dependent electrical conductivity tensor is calculated using the Kubo formula

$$\sigma_{ij}(\Omega) = \frac{\text{Im}\Pi_{ij}^R(\Omega + i0)}{\Omega}, \quad (3.1)$$

where $\Pi_{ij}^R(\Omega)$ is the retarded current-current correlation function obtained by analytical continuation ($\Pi_{ij}^R(\Omega) = \Pi_{ij}(i\Omega_m \rightarrow \Omega + i0)$) of the imaginary time expression:

$$\Pi_{ij}(i\Omega_m) = \frac{1}{V} \int_0^\beta d\tau e^{i\Omega_m \tau} \langle T_\tau J_i(\tau) J_j(0) \rangle, \quad J_i(\tau) = \int d^2r j^i(\tau, \mathbf{r}), \quad \Omega_m = 2\pi mT, \quad (3.2)$$

where V is the volume of the system, $\beta = 1/T$ is the inverse temperature, and $j^i(\tau, \mathbf{r})$ is the electric current density operator

$$j^i(\tau, \mathbf{r}) = -\frac{\delta \mathcal{L}}{\delta A_i} = -ev_F \sum_\sigma \bar{\Psi}_\sigma(\tau, \mathbf{r}) \gamma^i \Psi_\sigma(\tau, \mathbf{r}). \quad (3.3)$$

The brackets in Eq. (3.2) denote the averaging in the grand canonical ensemble. Neglecting the impurity vertex corrections, the calculation of the conductivity reduces to the evaluation of the bubble diagram

$$\Pi_{ij}(i\Omega_m) = -e^2 v_F^2 T \sum_{n=-\infty}^{\infty} \int \frac{d^2k}{(2\pi)^2} \text{tr} [\gamma^i S(i\omega_n, \mathbf{k}) \gamma^j S(i\omega_n - i\Omega_m, \mathbf{k})], \quad (3.4)$$

where tr includes also the summation over flavor index and $S(i\omega, \mathbf{k})$ reads

$$S(i\omega_n, \mathbf{k}) = \int_{-\infty}^{\infty} \frac{d\omega A(\omega, \mathbf{k})}{i\omega_n + \mu - \omega}, \quad (3.5)$$

with the spectral function given by the discontinuity relation

$$A(\omega, \mathbf{k}) = \frac{1}{2\pi i} [S^A(\omega, \mathbf{k}) - S^R(\omega, \mathbf{k})] \quad (3.6)$$

for $S^{A,R}(\omega, \mathbf{k})$ defined in Eq. (2.7). Note that the translation non-invariant phase of the fermion Green's function (2.3) cancels out in Π .

The sum over Matsubara frequencies in Eq. (3.4) is easily evaluated when the fermion Green's function is written using the spectral representation (3.5). After this is done the analytical continuation is easily performed and we obtain

$$\Pi_{ij}(\Omega + i0) = e^2 v_F^2 \int_{-\infty}^{\infty} d\omega d\omega' \frac{n_F(\omega') - n_F(\omega)}{\omega - \omega' - \Omega - i0} \int \frac{d^2k}{(2\pi)^2} \text{tr} [\gamma^i A(\omega, \mathbf{k}) \gamma^j A(\omega', \mathbf{k})], \quad (3.7)$$

where $n_F(\omega)$ is the Fermi distribution function $n_F(\omega) = 1/(\exp((\omega - \mu)/T) + 1)$. The representation (3.7) is suitable for studying both diagonal (see Refs. [18, 24, 25, 32]) and off-diagonal conductivities. In Appendix A we generalize the calculations of the previous papers and obtain both diagonal ac conductivity,

$$\begin{aligned} \sigma_{xx}(\Omega) = & \frac{e^2 N_f}{4\pi^2 \Omega} \int_{-\infty}^{\infty} d\omega [n_F(\omega) - n_F(\omega')] \text{Re} \left\{ \frac{2B}{\Delta^2 - (\omega + i\Gamma)^2} [\Xi_1(-B) - \Xi_2(-B)] \right. \\ & \left. + [\Xi_1(-B) + \Xi_1(+B) - \Xi_2(-B) - \Xi_2(+B)] \psi \left(\frac{\Delta^2 - (\omega + i\Gamma)^2}{2B} \right) + (\omega \leftrightarrow \omega', \Gamma \leftrightarrow \Gamma') \right\}, \end{aligned} \quad (3.8)$$

and off-diagonal ac conductivity

$$\begin{aligned} \sigma_{xy}(\Omega) = & -\frac{e^2 N_f \text{sgn}(eB)}{4\pi^2 \Omega} \text{Im} \int_{-\infty}^{\infty} d\omega \left\{ [n_F(\omega) - n_F(\omega')] \right. \\ & \times \left[\Xi_2(-B) \frac{2B}{\Delta^2 - (\omega + i\Gamma)^2} + (\Xi_2(-B) - \Xi_2(B)) \psi \left(\frac{\Delta^2 - (\omega + i\Gamma)^2}{2B} \right) + (\omega \leftrightarrow \omega', \Gamma \leftrightarrow \Gamma') \right] \\ & \left. - [n_F(\omega) + n_F(\omega')] \left[\Xi_1(-B) \frac{2B}{\Delta^2 - (\omega + i\Gamma)^2} + (\Xi_1(-B) - \Xi_1(B)) \psi \left(\frac{\Delta^2 - (\omega + i\Gamma)^2}{2B} \right) - (\omega \leftrightarrow \omega', \Gamma \leftrightarrow \Gamma') \right] \right\}. \end{aligned} \quad (3.9)$$

Here ψ is the digamma function, and we denoted $B \equiv v_F^2 |eB|/c$, $\omega' = \omega + \Omega$, $\Gamma = \Gamma(\omega)$, $\Gamma' = \Gamma(\omega')$ and introduced the following short-hand notations

$$\begin{aligned} \Xi_1(\pm B) \equiv \Xi_1(\omega, \omega', \Gamma, \Gamma', \pm B) &= \frac{(\omega' + i\Gamma')(\omega + i\Gamma) - \Delta^2}{[\omega - \omega' + i(\Gamma - \Gamma')][\omega + \omega' + i(\Gamma + \Gamma')] \pm 2B}, \\ \Xi_2(\pm B) \equiv \Xi_2(\omega, \omega', \Gamma, \Gamma', \pm B) &= \frac{(\omega' - i\Gamma')(\omega + i\Gamma) - \Delta^2}{[\omega - \omega' + i(\Gamma + \Gamma')][\omega + \omega' + i(\Gamma - \Gamma')] \pm 2B}. \end{aligned} \quad (3.10)$$

To familiarize oneself with Eqs. (3.8) and (3.9) let us firstly consider the diagonal conductivity in two simple cases.

A. Influence of the Landau quantization on the optical conductivity

We postpone a more comprehensive study of the influence of the gap Δ and the form of the function $\Gamma(\omega)$ on the ac conductivity for the future publication. Here to illustrate the behavior of $\sigma_{xx}(\Omega)$ described by Eq. (3.8) in Fig. 1 we show the results only for $\Delta = 0$ and $\Gamma(\omega) = \text{const}$. One can see that for $B = 0$ there is Drude peak. However, when the magnetic field is applied the spectral weight is transferred from the Drude peak to the cyclotron resonance peaks in the agreement with the recent experiment [21].

B. dc limit of the longitudinal conductivity

Let us firstly consider the dc limit of $\sigma_{xx}(\Omega)$,

$$\sigma_{xx}(\mu, B, T) = \sigma_{xx}(\Omega \rightarrow 0) = e^2 N_f \int_{-\infty}^{\infty} d\omega [-n'_F(\omega)] \mathcal{A}_L(\omega, B, \Gamma, \Delta), \quad (3.11)$$

where

$$\begin{aligned} \mathcal{A}_L(\omega, B, \Gamma, \Delta) = & \frac{1}{\pi^2} \frac{\Gamma^2}{(v_F^2 eB/c)^2 + (2\omega\Gamma)^2} \\ & \times \left\{ 2\omega^2 + \frac{(\omega^2 + \Delta^2 + \Gamma^2)(v_F^2 eB/c)^2 - 2\omega^2(\omega^2 - \Delta^2 + \Gamma^2)v_F^2 |eB|/c}{(\omega^2 - \Delta^2 - \Gamma^2)^2 + 4\omega^2\Gamma^2} \right. \\ & \left. - \frac{\omega(\omega^2 - \Delta^2 + \Gamma^2)}{\Gamma} \text{Im} \psi \left(\frac{\Delta^2 - (\omega + i\Gamma)^2}{2v_F^2 |eB|/c} \right) \right\}, \end{aligned} \quad (3.12)$$

and $-n'_F(\omega) = (1/4T) \cosh^{-2}[(\omega - \mu)/2T]$ is the derivative of the Fermi distribution. Here the scattering rate $\Gamma(\omega)$ remains a frequency dependent quantity. The expression (3.11) was originally derived in Refs. [24, 25] (see also [32] for a related derivation of the thermal conductivity) under the assumption $\Gamma(\omega) = \text{const.}$

C. dc limit of the Hall conductivity

Similarly to the dc expression (3.11) for σ_{xx} one can take the dc limit $\Omega \rightarrow 0$ in Eq. (3.9) and obtain

$$\begin{aligned} \sigma_{xy}(\mu, B, T) = & \frac{e^2 N_f \text{sgn}(eB)}{2\pi^2} \int_{-\infty}^{\infty} d\omega \left\{ (-n'_F(\omega))' \frac{B(\Gamma^2 - \Delta^2 + \omega^2)}{B^2 + 4\omega^2 \Gamma^2} \left[\frac{2\omega\Gamma(B + \Gamma^2 + \Delta^2 - \omega^2)}{[\Gamma^2 + (\Delta - \omega)^2][\Gamma^2 + (\Delta + \omega)^2]} \right. \right. \\ & + \text{Im} \psi \left(\frac{\Delta^2 - (\omega + i\Gamma)^2}{2B} \right) \left. \right] + n_F(\omega) \text{Im} \left[(1 + i\Gamma') \left(\frac{2(\omega + i\Gamma)}{B} + \frac{2(\omega + i\Gamma)}{\Delta^2 - (\omega + i\Gamma)^2} \right. \right. \\ & \left. \left. - \frac{(\omega + i\Gamma)(\Delta^2 - (\omega + i\Gamma)^2)}{B^2} \psi' \left(\frac{\Delta^2 - (\omega + i\Gamma)^2}{2B} \right) \right) \right] \right\}, \end{aligned} \quad (3.13)$$

where now $\Gamma' \equiv d\Gamma(\omega)/d\omega$. The term with $n_F(\omega)$ can be integrated by parts and we finally arrive at

$$\sigma_{xy} = e^2 N_f \text{sgn}(eB) \int_{-\infty}^{\infty} d\omega [-n'_F(\omega)] \mathcal{A}_H(\omega, B, \Gamma, \Delta), \quad (3.14)$$

where

$$\begin{aligned} \mathcal{A}_H(\omega, B, \Gamma, \Delta) = & \frac{1}{2\pi^2} \left\{ \frac{B(\Gamma^2 - \Delta^2 + \omega^2)}{B^2 + 4\omega^2 \Gamma^2} \frac{2\omega\Gamma(B + \Gamma^2 + \Delta^2 - \omega^2)}{[\Gamma^2 + (\Delta - \omega)^2][\Gamma^2 + (\Delta + \omega)^2]} + \frac{2\omega\Gamma}{B} + \arctan \frac{\Delta + \omega}{\Gamma} - \arctan \frac{\Delta - \omega}{\Gamma} \right. \\ & \left. - 2\text{Im} \ln \Gamma \left(\frac{\Delta^2 - (\omega + i\Gamma)^2}{2B} \right) + \text{Im} \left[\left(\frac{B(\Gamma^2 - \Delta^2 + \omega^2)}{B^2 + 4\omega^2 \Gamma^2} + \frac{\Delta^2 - (\omega + i\Gamma)^2}{B} \right) \psi \left(\frac{\Delta^2 - (\omega + i\Gamma)^2}{2B} \right) \right] \right\}. \end{aligned} \quad (3.15)$$

Recall that here $B \equiv v_F^2 |eB|/c$. Since we are considering non-interacting quasiparticles, the temperature and μ dependences of the conductivities (3.11) and (3.14) are only contained in the derivative of the Fermi distribution. The spectral function (3.15) for the Hall conductivity turns out to be more complicated than the corresponding function (3.12) for σ_{xx} , therefore it is useful to consider simple limiting cases and to establish the correspondence between our answer and the results obtained by previous authors.

IV. HALL CONDUCTIVITY

A. Classical limit $|eB|v_F^2/c \ll \Gamma^2, \mu^2$. Drude-Zener formula

We begin our consideration with the classical limit $B \rightarrow 0$ (or more exactly $|eB|v_F^2/c \ll \Gamma^2, \mu^2$), when there is no Landau quantization. Using the asymptotic expansions

$$\begin{aligned} \ln \Gamma(z) &= \left(z - \frac{1}{2} \right) \ln z - z + \frac{1}{2} \ln(2\pi) + \frac{1}{12z} - \frac{1}{360z^3} + O\left(\frac{1}{z^5}\right), \\ \psi(z) &= \ln z - \frac{1}{2z} - \frac{1}{12z^2} + \frac{1}{120z^4} + O\left(\frac{1}{z^6}\right), \end{aligned} \quad (4.1)$$

we obtain that for $\Delta = 0$ and $B \rightarrow 0$

$$\mathcal{A}_H(\omega, B, \Gamma, 0) = \frac{1}{2\pi^2} \frac{B\Gamma}{1 + B^2/(4\omega^2 \Gamma^2)} \frac{(3\Gamma^4 - 8\Gamma^2 \omega^2 - 3\omega^4)\Gamma\omega - 3(\Gamma^2 + \omega^2)^3 \arctan \frac{\omega}{\Gamma}}{6\Gamma^3 \omega^2 (\Gamma^2 + \omega^2)^2}. \quad (4.2)$$

Accordingly for the $T = 0$ conductivity we find

$$\sigma_{xy}(\mu, B, 0) = -\frac{e^2 v_F^2 N_f e B \mu^2 \text{sgn} \mu}{2\pi c} \frac{1}{(v_F^2 e B/c)^2 + 4\mu^2 \Gamma^2}, \quad \Gamma \ll |\mu|, \quad (4.3)$$

where we restored ev_F^2/c . The diagonal conductivity (3.11) in the same limit reads

$$\sigma_{xx} = \frac{\sigma_0}{1 + (\omega_c \tau)^2}, \quad \sigma_0 = \frac{e^2 N_f |\mu|}{4\pi \Gamma}, \quad (4.4)$$

where the mean-free time of quasiparticles $\tau = 1/2\Gamma$ enters instead of the transport time, τ_{tr} because we ignored the vertex corrections, and we introduced the cyclotron frequency,

$$\omega_c = \frac{|eB|v_F^2}{c|\mu|} = \frac{|eB|}{cm_c}, \quad m_c = \frac{|\mu|}{v_F^2}. \quad (4.5)$$

Here in the second equality ω_c is written in terms of an fictitious "relativistic" mass, m_c which plays the role of the cyclotron mass in the Lifshits-Kosevich formula [7]. The definition of m_c shows that the chemical potential $|\mu|$ in graphene acquires also the meaning of the cyclotron mass, so that the latter is easily tunable by the gate voltage [7].

Accordingly the Hall conductivity (4.3) can also be written in the Drude-Zener form

$$\sigma_{xy} = -\frac{\omega_c \tau \sigma_0 \operatorname{sgn}(eB) \operatorname{sgn} \mu}{1 + (\omega_c \tau)^2}, \quad (4.6)$$

This result agrees with Eq. (23) of Ref. [30] when we take $\tau_{tr} = \tau = 1/2\Gamma$ and $N_f = 1$. As we will see later for $N_f = 2$ all our results are twice bigger than the corresponding results of Refs. [30, 34].

Finally we consider the relationship (see Appendix D)

$$\rho = \frac{N_f}{2\pi \hbar^2 v_F^2} \mu^2 \operatorname{sgn} \mu \quad (4.7)$$

between the chemical potential μ and carrier imbalance (density) ρ for the relativistic quasiparticles [\hbar is restored]. This relationship is in agreement with Fig. 3 d of Ref. [7] and with Ref. [8], viz. the the cyclotron mass in graphene, $m_c = (\pi \hbar^2 |\rho| / v_F^2)^{1/2}$ is indeed $\sim \sqrt{|\rho|}$. Since experiment [7] shows also that $\sigma_0 \sim |\rho|$ for $B = 0$, one may conclude that the carrier concentration dependence $\Gamma(\mu) \sim |\mu|^{-1}$ for $\Gamma \ll |\mu|$.

For the Hall resistivity one obtains from Eqs. (4.4) and (4.6) that

$$\rho_{xy} = -\frac{\sigma_{xy}}{\sigma_{xx}^2 + \sigma_{xy}^2} = \frac{B}{ec\rho}. \quad (4.8)$$

Thus for weak magnetic field we arrive at the standard expression for the Hall coefficient $R_H = 1/ec\rho$ which does not depend on the scattering mechanism and is used for measuring the carrier density.

B. The limit $T \ll |\mu| \ll \sqrt{|eB|}v_F^2/c, \Gamma$

Another interesting and analytically treatable limit is $T \ll |\mu| \ll \sqrt{|eB|}, \Gamma$. Since for $T \rightarrow 0$ the derivative $-n'_F(\omega) \rightarrow \delta(\omega - \mu)$, the Hall conductivity σ_{xy} is directly expressed via Eq. (3.15) and we need only

$$\mathcal{A}_H(\mu, B, \Gamma, 0) \simeq \frac{\mu B \Gamma}{2\pi^2} \left(\frac{4(B + \Gamma^2)}{B^2 \Gamma^2} - \frac{2\Gamma^2}{B^3} \psi' \left(\frac{\Gamma^2}{2B} \right) \right), \quad |\mu| \ll \sqrt{B}, \Gamma. \quad (4.9)$$

Substituting in Eq. (4.9) the asymptotic expansion of $\psi'(z)$ obtained from Eq. (4.1) in the limit $\sqrt{|eB|} \ll \Gamma$ we have

$$\mathcal{A}_H(\mu, B, \Gamma, 0) \simeq -\frac{4\mu B}{3\pi^2 \Gamma^3}. \quad (4.10)$$

Finally restoring the ev_F^2/c factor, we obtain

$$\sigma_{xy} = -\frac{4e^2 v_F^2 N_f e B \mu}{3\pi^2 c \Gamma^3}, \quad |\mu| \ll \sqrt{|eB|}v_F^2/c \ll \Gamma. \quad (4.11)$$

In the same limit the conductivity σ_{xx} is "universal" [24, 34, 35]

$$\sigma_{xx} = \frac{e^2 N_f}{\pi^2}. \quad (4.12)$$

Moreover, theoretically the universal value $(e^2/2\pi\hbar)(4/\pi)$ (or $e^2/\pi\hbar$ per each type of carriers) is expected even in arbitrary fields [24] ($N_f = 2$ if Zeeman splitting is neglected and $N_f = 1$ if it is taken into account) due to the specific of the $n = 0$ Landau level, although the experiments [7] show a bigger value of the conductivity per carrier type, e^2/h . Note that in Ref. [36] it is argued that for the long-range impurities in graphene the weak-localization correction makes a positive contribution to the conductivity σ_{xx} that might explain the mentioned difference.

In the opposite limit, $\sqrt{|eB|} \gg \Gamma$ we find from Eq. (4.9) that $\mathcal{A}_H \simeq -2\mu/(\pi^2\Gamma)$ and, accordingly,

$$\sigma_{xy} = -\frac{2N_f e^2 \mu}{\pi^2 \Gamma}, \quad |\mu| \ll \Gamma \ll \sqrt{|eB|} v_F^2 / c. \quad (4.13)$$

This limit is important in the strong field (Hall) regime at small carrier densities. It allows one to extract the impurities scattering rate Γ studying the dependence of the Hall conductivity as a function of the chemical potential (or carrier density) in the vicinity of the point where the gate voltage changes its sign.

C. Unusual quantization of the Hall conductivity in graphene

In this section we discuss a full derivation of Eqs. (4) – (6) from Ref. [12]. Analyzing Eq. (6) of Ref. [12] we demonstrated that the quantized Hall conductivity in graphene is equal to odd multiples of $2e^2/h$. Here we recapitulate the arguments of Ref. [12] discussing a few interesting moments not mentioned there.

There are two ways to derive σ_{xy} in the clean limit. The first option is to take the limit $\Gamma \rightarrow 0$ directly in Eq. (3.7) as was done in Ref. [24]. For completeness it is considered in Appendix C, where we show that

$$\sigma_{xy} = -\frac{e^2 N_f \text{sgn}(eB)}{4\pi} \sum_{n=0}^{\infty} (2n+1) \left[\tanh \frac{\mu + M_n}{2T} + \tanh \frac{\mu - M_n}{2T} - \tanh \frac{\mu + M_{n+1}}{2T} - \tanh \frac{\mu - M_{n+1}}{2T} \right]. \quad (4.14)$$

Note that σ_{xy} is an antisymmetric function of μ . Using that $\tanh(\omega - \mu)/2T = 1 - 2n_F(\omega)$ one can rewrite Eq. (4.14) in terms of the Fermi distribution

$$\sigma_{xy} = -\frac{e^2 N_f \text{sgn}(eB)}{2\pi} \sum_{n=0}^{\infty} (2n+1) [n_F(M_n) + n_F(-M_n) - n_F(M_{n+1}) - n_F(-M_{n+1})]. \quad (4.15)$$

This representation for σ_{xy} is an equivalent of Eq. (18) from Ref. [37] derived for an ideal two-dimensional electron gas

$$\sigma_{xy} = -\frac{e^2}{2\pi} \sum_{n=0}^{\infty} (n+1) [n_F(\omega_n^{\text{nonrel}}) - n_F(\omega_{n+1}^{\text{nonrel}})], \quad \omega_n^{\text{nonrel}} = \frac{eB}{mc} \left(n + \frac{1}{2} \right), \quad (4.16)$$

where m is the effective mass of the carriers with a parabolic dispersion law. The difference between the positions of Landau levels and their degeneracy for the Dirac quasiparticles and for nonrelativistic electron gas is encoded in the energies $M_n \sim \sqrt{n}$ and $\omega_n^{\text{nonrel}} \sim (n + 1/2)$ with $n = 0, 1, 2, \dots$, and in the different factors $2n + 1$ and $n + 1$ in Eqs. (4.15) and (4.16), respectively.

Finally rearranging terms in Eq. (4.14) we can rewrite σ_{xy} yet in another form

$$\sigma_{xy} = -\frac{e^2 N_f \text{sgn}(eB)}{4\pi} \left[\tanh \frac{\mu + \Delta}{2T} + \tanh \frac{\mu - \Delta}{2T} + 2 \sum_{n=1}^{\infty} \left(\tanh \frac{\mu + M_n}{2T} + \tanh \frac{\mu - M_n}{2T} \right) \right]. \quad (4.17)$$

One can also derive Eq. (4.17) from a general expression (3.14). This route to the clean limit representation for σ_{xy} is presented in Appendix B. Now we rewrite Eq. (4.17) as follows [24]

$$\sigma_{xy} = -\frac{e^2 N_f \text{sgn}(eB) \text{sgn} \mu}{2\pi \hbar} \nu_B, \quad (4.18)$$

with the filling factor [38]

$$\text{sgn} \mu \nu_B = \frac{1}{2} \left[\tanh \frac{\mu + \Delta}{2T} + \tanh \frac{\mu - \Delta}{2T} + 2 \sum_{n=1}^{\infty} \left(\tanh \frac{\mu + M_n}{2T} + \tanh \frac{\mu - M_n}{2T} \right) \right]. \quad (4.19)$$

Since we are considering the quantized Hall conductivity we restored Planck constant $\hbar = 2\pi\hbar$ in Eq. (4.18) and in what follows. Taking for definiteness $\mu > 0$, $\Delta = 0$ and using that $\tanh(\omega/2T) = \text{sgn}(\omega)$ for $T \rightarrow 0$, we obtain from Eq. (4.18) that

$$\sigma_{xy} = -\frac{e^2 N_f \text{sgn}(eB)}{2\pi\hbar} \left[1 + 2 \sum_{n=1}^{\infty} \theta(\mu - M_n) \right] = -\frac{e^2 N_f \text{sgn}(eB)}{h} \left(1 + 2 \left[\frac{\mu^2 c}{2\hbar |eB| v_F^2} \right] \right), \quad (4.20)$$

where $[x]$ denotes the integer part of x . The usual semi-phenomenological argumentation (see e.g. Ref. [33]) for the occurrence of the IQHE states that in the presence of disorder when the dependence $\mu(\rho)$ becomes a smooth function, while the function $\sigma_{xy}(\mu)$ remains step-like. Accordingly when in Eq. (4.20) the spin degeneracy is counted by choosing $N_f = 2$, we arrive at the Hall quantization rule (1.1). The classical (D7) and quantum (4.20) Hall conductivities coincide only for the odd fillings, $\nu_B = 2n + 1$ as shown in Fig. 2), where for comparison the dependence of $\sigma_{xx}(\nu_B)$ is also plotted. As expected the minima of σ_{xx} also occur at $\nu_B = 2n + 1$, while the peaks of σ_{xx} coincide with the steps of $\sigma_{xy}(\nu_B)$.

The appearance of the odd integer number in Eq. (1.1) rather than simply integer fillings is caused by the fact that the degeneracy of the $n = 0$ Landau level is only half of the degeneracy of the levels with $n > 0$ (see Appendix E). The lowest Landau level in the irreducible representation of the 2+1 dimensional Dirac theory is special, because depending on the $\text{sgn}(eB)$ it is occupied either by the electrons (fermions) or holes (antifermions) while higher levels contain both electrons and holes. The Dirac Lagrangian (2.1) which embeds a pair of independent \mathbf{K} points on graphene's Fermi surface, is written using a parity preserving 4×4 reducible representation of γ matrices that contains two irreducible representations with different parities. In this case the electric charge operator $Q_0 = (-e/2) \int d^2r [\Psi^\dagger(t, \mathbf{r}), I_4 \Psi(t, \mathbf{r})]$, where $[\cdot, \cdot]$ is the commutator. For $eB > 0$ and $N_f = 1$ it reads (see Appendix E)

$$Q = -e \left[\sum_{m=-\infty}^0 \left(c_{0m}^\dagger c_{0m} - b_{0m}^\dagger b_{0m} \right) + \sum_{n=1}^{\infty} \sum_{m=-\infty}^n \left(a_{nm}^\dagger a_{nm} - b_{nm}^\dagger b_{nm} + c_{nm}^\dagger c_{nm} - d_{nm}^\dagger d_{nm} \right) \right], \quad (4.21)$$

where a_{nm} (b_{nm}) are the annihilation operators of fermions with energies M_n (antifermions with energies $-M_n$) for \mathbf{K} point and c_{nm} (d_{nm}) are annihilation operators of fermions (antifermions) for \mathbf{K}' point. The quantum number $m \leq n$ in Eq. (4.21) reflects the degeneracy of each level in angular momentum. Note that in Ref. [28] Eq. (4.21) was written in the Landau gauge, so that the quantum number p appears there instead of m .

Accordingly, the $n = 0$ level is occupied by the holes from the \mathbf{K} point and electrons from the \mathbf{K}' point, because only $b_{0m}^\dagger b_{0m}$ and $c_{0m}^\dagger c_{0m}$ enter Q_0 . This property of the $n = 0$ level does not depend on whether the gap $\Delta = 0$ or has a finite value. On the other hand, the higher levels contain both electrons and holes both from \mathbf{K} and \mathbf{K}' points. One can also easily see that the thermal average of the charge operator (4.21) corresponds to the equation (D6) for the carrier imbalance.

The other way to explain the origin of “strange” odd numbers is to refer to, the mentioned above, positions of the minima of Shubnikov de Haas oscillations of σ_{xx} . Their unusual positions are caused by the phase shift of π between the quantum magnetic oscillations for the relativistic quasiparticles (see Refs. [17, 18, 19]) and the corresponding oscillations for the nonrelativistic quasiparticles. The origin of the phase shift can be traced back to the different quantization of the relativistic, $M_n \sim \sqrt{n}$ and nonrelativistic $\omega_n^{\text{nonrel}} \sim (n + 1/2)$ Landau levels [17].

One can gain a deeper insight into this by considering the operator $\mathbb{S} = (1/2) \int d^2r [\Psi^\dagger(t, \mathbf{r}), S_z \Psi(t, \mathbf{r})]$, where the matrix

$$S_z = I_2 \otimes (\sigma_3/2) = \begin{pmatrix} \sigma_3/2 & 0 \\ 0 & \sigma_3/2 \end{pmatrix}. \quad (4.22)$$

The operator \mathbb{S} generates the rotations of spinors in the plane by an angle ϕ that are described by the operator $U(\phi) = \exp(i\phi\mathbb{S})$. It is natural to interpret \mathbb{S} as the *pseudospin* operator, because we use the spinors that are related to the presence of two sublattices in graphene. Each \mathbf{K} point of graphene's Fermi surface is characterized by a two-component spinor and there are two inequivalent \mathbf{K} points. There is a temptation to make a direct analogy between the *pseudospin* operator \mathbb{S} and the *spin* operator in 3 + 1 dimensional Dirac theory. This, however, is misleading because the very notion of the spin in 2 + 1 and 3 + 1 dimensions is meaningful only for a massive particle. For a massless particle in 3 + 1 dimension instead of spin one introduces the helicity which characterizes the projection of its spin on the direction of momentum. Since in 2 + 1 dimensional case the momentum of quasiparticles in the direction perpendicular to the plane is zero, one cannot introduce even the helicity for massless particles. Indeed, one can check that the pseudospin operator \mathbb{S} is identically zero for free massless Dirac particles.

Nevertheless, below we argue that for the massless quasiparticles in graphene in an external magnetic field the pseudospin acquires a new meaning closely related to the Berry's phase discussed in the different context [8, 19].

Similarly to Eq. (4.21) one can obtain (see Appendix E) for $eB > 0$ and $N_f = 1$ that

$$\mathbb{S} = \frac{1}{2} \left[\sum_{m=-\infty}^0 \left(b_{0m}^\dagger b_{0m} - c_{0m}^\dagger c_{0m} \right) + \sum_{n=1}^{\infty} \sum_{m=-\infty}^n \frac{\Delta}{M_n} \left(a_{nm}^\dagger a_{nm} + b_{nm}^\dagger b_{nm} - c_{nm}^\dagger c_{nm} - d_{nm}^\dagger d_{nm} \right) \right], \quad (4.23)$$

where M_n is given by Eq. (2.5). Interestingly in the limit $\Delta \rightarrow 0$ only the $n = 0$ level contributes to \mathbb{S} , so that the notion of the pseudospin is meaningful only for the states from the lowest Landau level, i.e. for the zero modes.

Let us now consider the rotation by the angle $\phi = 2\pi$ of a quasiparticle state $|n = 0\rangle = b_{0m}^\dagger |0\rangle$ from the $n = 0$ level. Here $|0\rangle$ is the vacuum state. For $\Delta = 0$ one can show that $U(2\pi)|n = 0\rangle = \exp(i\pi)|n = 0\rangle$, i.e. after the rotation by 2π the quasiparticle state from the lowest Landau level changes its phase by π . On the other hand, the states from the levels with $n \geq 1$ remain invariant, because for $\Delta = 0$ the operator $U(\phi)$ does not contain the operators that can change these states. It occurs exactly due to this Berry's phase shift for massless quasiparticles from the $n = 0$ level in the external field, that the carriers in graphene cannot be considered as simply very light carriers with a finite mass. Note that in $3 + 1$ dimensional Dirac theory all fermionic states acquire the phase shift by π after the rotation by $\phi = 2\pi$.

If the $n = 0$ level had the same degeneracy as the higher levels, the Hall conductivity would have been quantized in a more conventional manner,

$$\sigma_{xy}^{\text{semicond}} = -\frac{4e^2}{h}n, \quad n = 0, 1, \dots \quad (4.24)$$

which one might expect for a two-band [the first band would correspond to the electrons with $\omega_n = M_n - \mu$ and the second band, accordingly, to the holes with $\omega_n = -M_n - \mu$], two-valley [corresponding to \mathbf{K} and \mathbf{K}' points of graphene's Fermi surface] semiconductor. Again in Eq. (4.24) we assumed that $e, B, \mu > 0$.

It is appropriate here to mention that although the conventional quantized Hall conductance $\sigma_{xy} = -(e^2/h)n$ with $n = 0, 1, \dots$ is often derived by solving the nonrelativistic Schrödinger equation, it was shown [39, 40] that there are no relativistic corrections to this expression and the same result remains valid for a relativistic electron gas confined in the plane described by the $(3 + 1)$ dimensional Dirac equation. The case of graphene is different, because the Dirac theory is used to describe an *effective theory* of non-relativistic quasiparticles with a linear dispersion. Although one usually associates the Dirac-like description of graphene with a linear dispersion of quasiparticle excitations, $E(\mathbf{k}) = -\mu \pm v_F|\mathbf{k}|$ for $B = 0$, the quantization (1.1) survives even when there is a nonzero gap Δ .

Another important feature of graphene is that its Dirac-like description is based on the 4×4 reducible, parity preserving representation of γ matrices which allows one to include to inequivalent \mathbf{K} points of graphene's Fermi surface. From a theoretical point of view one may also choose a separate \mathbf{K} point and consider a role of the parity breaking terms (see e.g. Refs. [41, 42]). This approach is closely related to early unsuccessful [43] attempts to explain the IQHE using the chiral anomaly. However, in the case of the parity anomaly the Hall effect occurs even in zero magnetic field and in the absence of Landau levels [41]. On the contrary, the Dirac-like description of graphene preserves parity, so that the Hall conductivity is *always absent* in zero magnetic field.

D. Illustrations of analytical results for the Hall conductivity

Although Fig. 2 is plotted to illustrate the doubled odd integer Hall quantization (1.1), this figure is computed on the base of Eqs. (3.14) and (3.15). Since the representation (3.14), (3.15) is derived under the approximations discussed in Secs. II and III, for finite scattering rate Γ this representation for $\sigma_{xy}(B, \Gamma, \Delta)$ provides only an approximate description of the Hall quantization, because Γ remains nonzero even between Landau levels. Nevertheless, considering the relative simplicity and analytical character of the two expressions (3.11) for σ_{xx} and (3.14) for σ_{xy} overall they give an amazingly good description of the conductivities. In particular, one can see σ_{xx} is indeed very small in the plateau regions of σ_{xy} .

The IQHE can be accomplished by varying either carrier concentration as done in Fig. 2 or the value of the applied magnetic field. The latter possibility is shown in Fig. 3, where both conductivities (Fig. 3 a) and resistivities (Fig. 3 b) are plotted. One can see that the quantum Hall effect is present at $T = 3\text{K}$. To observe the quantum Hall effect in conventional semiconductors one should go down to the temperatures $\sim 1\text{K}$, while in graphene it is observed at $T = 4\text{K}$ [7]. This wider range of temperatures is related to the fact that for the Dirac quasiparticles the distance between Landau levels is much larger than for the nonrelativistic quasiparticles in the same applied field, so that some signatures of Shubnikov de Haas oscillations remain notable even at room temperature [7].

Although the definition of the filling factor [38] does not depend on whether relativistic or nonrelativistic quasiparticles are considered [38], the relationship (4.7) between the chemical potential and carrier imbalance shows that the

small filling factors become accessible in the relatively small, compared to conventional semiconductors, fields. These features make the IQHE in graphene very promising for fundamental research and possible applications.

Finally one can observe that $\sigma_{xy} = 0$ for $B \rightarrow 0$. This illustrates the point mentioned in Sec. IV C that the IQHE in graphene is conventional in a sense that its explanation does not rely on any kind of parity breaking anomaly [41, 42].

E. Magnetic catalysis and its observation in the Hall conductivity

The flat, field independent behavior of $\sigma_{xx}(B)$ and $\sigma_{xy}(B)$ for $B \gtrsim 1.1\text{T}$ seen in Fig. 3 corresponds to the regime where only the lowest Landau level is filled, because it always stays below the chemical potential (except for $\mu = 0$). As we already mentioned in Sec. II, it was predicted in Refs. [24, 28] that for Dirac fermions in $2 + 1$ there is a phenomenon called *magnetic catalysis*. It is expected that above a critical field B_c which is a function of μ and T , a gap Δ should open in the spectrum of the Dirac fermions. Since the conditions for the magnetic catalysis are the most favorable at low carrier concentrations (or $\mu \approx 0$), in Fig. 4 we present the behavior of $\sigma_{xy}(B, \Delta(B))$ and $\sigma_{xx}(B, \Delta(B))$ for $|\mu|$ smaller than was used to plot Fig. 3. For comparison we plot these conductivities both for $\Delta = 0$ and for the phenomenological gap dependence

$$\Delta(B) = c\sqrt{B - B_c}\theta(B - B_c), \quad (4.25)$$

where c is some constant. As stated above, $B_c = B_c(\mu, T)$ (see Ref. [24]), but for illustrative purposes we simply choose an arbitrary value $B_c = 0.3\text{T}$. As one can clearly see, the opening of the gap Δ causes the decrease of $\sigma_{xy}(B)$ from the last plateau value $2e^2/h$. On the other hand, $\sigma_{xx}(B)$ increases as the gap opens. In our consideration we assumed that the opening of the gap Δ does not affect the chemical potential μ . We will come back to this important issue in Sec. V C.

V. HALL ANGLE AND NERNST COEFFICIENT

The approach presented allows one to calculate other transport coefficients such as thermal conductivity $\kappa_{ij}(B, \Gamma, \Delta)$ [see Refs. [18, 25, 32], where the diagonal thermal conductivity is studied] and Peltier (thermoelectric) conductivity $\alpha_{ij}(B, \Gamma, \Delta)$ tensors. The calculation of the off-diagonal coefficients involves some subtleties, because the conventional Kubo's expressions for them have to be altered [44, 45, 46] to reflect the role of magnetization in the electronic thermal transport in applied field. However in the low-temperature limit one may rely on the Sommerfeld expansion and express the thermoelectric tensor through the conductivity tensor

$$\alpha_{ij} = -\frac{\pi^2}{3} \frac{T}{e} \frac{\partial \sigma_{ij}}{\partial \mu}. \quad (5.1)$$

The Nernst signal measured in the absence of electric current is expressed in terms of σ_{ij} and α_{ij} as

$$e_y(T, B) \equiv -\frac{E_y}{\nabla_x T} = \frac{\sigma_{xx}\beta_{xy} - \sigma_{xy}\beta_{xx}}{\sigma_{xx}^2 + \sigma_{xy}^2}. \quad (5.2)$$

Since in the low-temperature limit Eq. (5.1) is valid, the Nernst signal (5.2) can be found differentiating the Hall angle

$$\Theta_H = \arctan \frac{\sigma_{xy}}{\sigma_{xx}} \quad (5.3)$$

via the relation

$$e_y(T, B) = -\frac{\pi^2}{3} \frac{T}{e} \frac{\partial \Theta_H}{\partial \mu}. \quad (5.4)$$

Here based on the results derived in the previous sections, we will study the behavior of the Hall angle and Nernst coefficient.

A. Drude-Zener limit, $|eB|v_F^2/c \ll \Gamma^2 \ll \mu^2$

In the classical limit (see Sec. IV A) σ_{xy} and σ_{xx} are given by Eqs. (4.6) and (4.4), respectively. Hence,

$$\Theta_H \simeq \tan \Theta_H = -\omega_c \tau \operatorname{sgn}(eB) \operatorname{sgn} \mu = -\frac{v_F^2 e B}{2c \Gamma \mu}. \quad (5.5)$$

The Hall angle (4.6) diverges at $\mu \rightarrow 0$, but one can consider only finite values of μ , because it is derived under the assumption $|eB|v_F^2/c \ll \Gamma^2 \ll \mu^2$. Accordingly when μ is small, Eq. (4.6) is valid only for very low fields B . When the character of the carriers changes from hole-like ($\mu < 0$) to electron-like ($\mu > 0$), the Hall angle also changes from positive to negative. The behavior of the Nernst signal

$$e_y = -\frac{\pi^2}{3} \frac{k_B^2 T v_F^2 B}{2c \Gamma \mu^2} \quad (5.6)$$

mirrors the divergence of the Hall angle at $\mu \rightarrow 0$, but $e_y < 0$ irrespectively the sign of μ . [Boltzmann constant k_B is restored in Eq. (5.6).] Eqs. (5.5) and (5.6) agree with the results obtained in Ref. [47] using the Boltzmann theory. This is not surprising, because this is exactly the limit described by Drude-Zener theory. We note that although in Ref. [47] the so called *d-density-wave* state is considered, a direct comparison with our case is possible, because the effective low-energy Dirac theory turns out to be the same [25].

B. The limit $T \ll |\mu| \ll \sqrt{|eB|v_F^2/c} \ll \Gamma$

Since in this regime the conductivities σ_{xx} and σ_{xy} are given by Eqs. (4.12) and (4.11), respectively, for the Hall angle one obtains

$$\Theta_H = -\frac{4v_F^2 e B \mu}{3c \Gamma^3}. \quad (5.7)$$

Hence the Nernst signal is positive and given by

$$e_y \simeq \frac{4\pi^2}{9} \frac{k_B^2 T v_F^2 B}{c \Gamma^3}. \quad (5.8)$$

The Nernst signal (5.8) can be very large in clean system because $e_y \sim \tau^3$ [47]. This regime is accessible due to the fact that $\mu \approx 0$, i.e. one may consider the large and positive Nernst signal as another fingerprint of the Dirac quasiparticles. We mention that since the Dirac quasiparticles emerge in the scenarios with unconventional charge density waves (UCDW) [22, 48], in Ref. [48] the large and positive e_y is regarded as a hallmark of UCDW.

C. Illustrations of analytical results and detection of the gap Δ from the Hall angle measurements

In Fig. 5 and 6 we present the dependence of the Hall angle (5.3) on μ for two different values of the field B . The case of small B shown in Fig. 5 agrees with the analytical expressions discussed above. Indeed when $|\mu|$ decreases, there is an increase of Θ_H [cf. Eq.(5.5)] followed by the regime where Θ_H crosses zero [cf. Eq. (5.7)].

In Fig. 7 and 8 we show the behavior of the Nernst signal. When $|\mu|$ is large and B is small, $e_y < 0$ and rather small. However, when $|\mu|$ decreases, e_y becomes positive and large ($\sim 100 \mu V/K$) in accord with Eq. (5.8). When the field B increases, the value $e_y(\mu = 0)$ becomes even larger and for finite μ there are oscillations of $e_y(\mu)$.

Analyzing Figs. 5 – 8 one may discover another interesting property, viz. in the presence of nonzero gap Δ the dependence $\Theta_H(\mu, \Delta)$ in Figs. 5, 6 near $\mu \approx 0$ is not so steep compared to the $\Delta = 0$ case. Accordingly this feature is reflected in the Nernst signal, so that finite Δ also shows up in the dependence $e_y(\mu, \Delta)$ as a dip. Thus we suggest that careful study of the Hall angle $\Theta_H(\mu, \Delta)$ and Nernst signal $e_y(\mu, \Delta)$ may help to establish the presence of a nonzero gap Δ in graphene.

It is important, however, to stress that the gap is detectable only if its opening does not change the chemical potential μ . The situation is exactly the same as in Ref. [25], where we considered the possibility to detect the gap using the precise measurements of the period of the quantum magnetic oscillations (de Haas van Alphen or Shubnikov de Haas). In the clean system with a fixed carrier density ρ , the chemical potential μ is given by the number equation (D6). The opening of the gap Δ results in the adjustment of μ , so that the gap cannot be detected neither from the

period of the oscillations [25] nor from the Hall angle. Nevertheless, the observation of the quantum Hall effect [7, 8] shows that there is a localization and the chemical potential remains fixed making the gap detection possible.

Finally we stress that here we neglected the dependence of $\Gamma(\mu)$, while a simple argument given at the end of Sec. IV A shows that this carrier concentration dependence is rather important.

VI. CONCLUSIONS

In this paper we have studied the dc Hall conductivity, Hall angle and Nernst signal in a planar system with relativistic Dirac-like spectrum of quasiparticle excitations. We also presented the results for the diagonal optical conductivity in the external magnetic field perpendicular to the plane.

Our main results can be summarized as follows.

- (1) We have obtained analytical expressions for the diagonal optical conductivity $\sigma_{xx}(\Omega, \mu, B, T, \Delta)$ [Eq. (3.8)] and the off-diagonal optical conductivity $\sigma_{xy}(\Omega, \mu, B, T, \Delta)$ [Eq. (3.9)].
- (2) We have derived the analytical expression (3.14) with the kernel (3.15) for the dc Hall conductivity $\sigma_{xy}(\mu, B, T, \Delta)$ which includes an arbitrary impurity scattering rate $\Gamma(\omega)$ that was assumed to be independent of the Landau level index n .
- (3) We have shown that in the classical limit Eq. (3.14) reduces to the conventional Drude-Zener formula (4.6).
- (4) For the limit $\Gamma \rightarrow 0$, Eq. (3.14) takes the form (4.15) similar to the expression (4.16) derived in Ref. [37] for the nonrelativistic Fermi gas.
- (5) The direct comparison of the expression (4.16) for Hall conductivity in two-dimensional electron gas with the corresponding representation (4.15) for graphene allows one to understand the origin of the odd integer Hall quantization Eq. (1.1) in graphene in terms of the difference between the energies and degeneracies of the Landau levels in these systems.
- (6) In Sec. IV C we presented the arguments that the nontrivial Berry's phase in graphene is associated with the anomalous properties of the zero modes or the quasiparticles from the lowest Landau level.
- (7) We have investigated the behavior of the Hall angle and the Nernst signal showing that for $\mu \approx 0$ there is an interesting regime [see Eq. (5.8)] where the Nernst signal is strong and positive.
- (8) On the basis of the results obtained, we have discussed in Secs. IV E and V C the possibility to detect a gap Δ that may open in the spectrum of the Dirac-like quasiparticle excitations of graphene due to a nontrivial interaction between them.

All our results are derived for noninteracting quasiparticles treating the impurity scattering rate $\Gamma(\omega)$ as a phenomenological parameter and without considering the interaction with impurities that would demand solving an equation for $\Gamma(\omega, \mu)$ (see Ref. [30]). Accordingly we did not consider the problems related to the localization and full explanation of the IQHE (see Refs. [33, 54]). These problems by themselves acquire a new depth and deserve a separate study. For example, it is pointed out in Ref. [7] that localization effects in graphene are suppressed. Interestingly, it is shown in Ref. [36] that for the long-range impurities the weak-localization correction makes a positive contribution to the conductivity σ_{xx} . This *anti-localization* property is related in Ref. [36] to the Berry's phase of the Dirac fermions. Definitely, effects like this were not considered in the present work. Nevertheless we hope that the approach presented here allows one to explain in the most transparent way the difference between the Dirac quasiparticles in graphene and nonrelativistic quasiparticles in conventional semiconductors when these systems are placed in a magnetic field.

VII. ACKNOWLEDGMENTS

We thank P. Esquinazi, A. Geim, W.A. de Heer, P. Kim and Y. Kopelevich for discussing with us their experimental results and J.P. Carbotte, E.V. Gorbar, V.M. Loktev, V.A. Miransky and E.A. Pashitsky for illuminating discussions. The work of V.P.G. was supported by the SCOPES-project IB7320-110848 of the Swiss NSF. S.G.Sh. was supported by the Natural Science and Engineering Council of Canada (NSERC) and by the Canadian Institute for Advanced Research (CIAR).

APPENDIX A: CALCULATION OF $\sigma_{ij}(\Omega)$

The most efficient way of calculating $\sigma_{ij}(\Omega)$ is to use again the spectral representation Eq. (3.5) (for $\mu = 0$). This allows one to eliminate one of the integrations over frequency in Eq. (3.7), so that for the real part of the conductivity

(3.1) we obtain

$$\begin{aligned} \sigma_{ij}(\Omega) = & \frac{e^2 v_F^2}{2\pi\Omega} \text{Re} \int_{-\infty}^{\infty} d\omega \int \frac{d^2 k}{(2\pi)^2} \text{tr} \{ [n_F(\omega) - n_F(\omega + \Omega)] \gamma^i S^R(\omega + \Omega, \mathbf{k}) \gamma^j S^A(\omega, \mathbf{k}) \\ & - n_F(\omega) \gamma^i S^R(\omega + \Omega, \mathbf{k}) \gamma^j S^R(\omega, \mathbf{k}) + n_F(\omega + \Omega) \gamma^i S^A(\omega + \Omega, \mathbf{k}) \gamma^j S^A(\omega, \mathbf{k}) \}. \end{aligned} \quad (\text{A1})$$

Using the expressions Eq. (2.7) for the advanced and retarded Green's functions we obtain

$$\begin{aligned} \sigma_{ij}(\Omega) = & \frac{e^2 v_F^2}{2\pi\Omega} \text{Re} \int_{-\infty}^{\infty} d\omega \int \frac{d^2 k}{(2\pi)^2} e^{-\frac{e\mathbf{k}^2}{|eB|}} \sum_{n,m=0}^{\infty} (-1)^{n+m} \text{tr} \left\{ [n_F(\omega) - n_F(\omega + \Omega)] \right. \\ & \times \frac{\gamma^i S_n^R(\omega + \Omega) \gamma^j S_m^A(\omega)}{[(\omega + \Omega + i\Gamma(\omega + \Omega))^2 - M_n^2][(\omega - i\Gamma(\omega))^2 - M_m^2]} - n_F(\omega) \frac{\gamma^i S_n^R(\omega + \Omega) \gamma^j S_m^R(\omega)}{[(\omega + \Omega + i\Gamma(\omega + \Omega))^2 - M_n^2][(\omega + i\Gamma(\omega))^2 - M_m^2]} \\ & \left. + n_F(\omega + \Omega) \frac{\gamma^i S_n^A(\omega + \Omega) \gamma^j S_m^A(\omega)}{[(\omega + \Omega - i\Gamma(\omega + \Omega))^2 - M_n^2][(\omega - i\Gamma(\omega))^2 - M_m^2]} \right\}, \end{aligned} \quad (\text{A2})$$

where $S_n^{(R,A)}$ are the numerators of Eq. (2.7) obtained from Eq. (2.6) for $S_n(i\omega_n, \mathbf{k})$ via the rule $S_n^{(R,A)}(\omega, \mathbf{k}) = S_n(i\omega_n \rightarrow \omega \pm i\Gamma(\omega))$. This allows to include the frequency dependent impurity scattering rate, $\Gamma(\omega)$. The traces in Eq. (A2) are easily evaluated

$$\begin{aligned} \text{tr} \left[\gamma^i S_n^{(R,A)}(\omega') \gamma^j S_m^{(R,A)}(\omega) \right] = & -8N_f [(\omega' \pm i\Gamma')(\omega \pm i\Gamma) - \Delta^2] [\delta_{ij} (L_n(x)L_{m-1}(x) + L_{n-1}(x)L_m(x)) \\ & + i\epsilon_{ij} \text{sgn}(eB) (L_n(x)L_{m-1}(x) - L_{n-1}(x)L_m(x))] - 64N_f (2k_i k_j - \delta_{ij} \mathbf{k}^2) L_{n-1}^1(x) L_{m-1}^1(x), \end{aligned} \quad (\text{A3})$$

where ϵ_{ij} is antisymmetric tensor ($\epsilon_{12} = 1$) and the argument of the Laguerre polynomials is $x = 2c\mathbf{k}^2/|eB|$. Integrating over momenta we obtain

$$\begin{aligned} \sigma_{ij}(\Omega) = & \frac{e^2 v_F^2 |eB| N_f}{2\pi^2 c \Omega} \text{Re} \sum_{n,m=0}^{\infty} (-1)^{n+m+1} [\delta_{ij} (\delta_{n,m-1} + \delta_{n-1,m}) + i\epsilon_{ij} \text{sgn}(eB) (\delta_{n,m-1} - \delta_{n-1,m})] \\ & \times \int_{-\infty}^{\infty} d\omega \left[\frac{[n_F(\omega) - n_F(\omega')][(\omega' + i\Gamma')(\omega - i\Gamma) - \Delta^2]}{[(\omega' + i\Gamma')^2 - M_n^2][(\omega - i\Gamma)^2 - M_m^2]} - \frac{n_F(\omega)[(\omega' + i\Gamma')(\omega + i\Gamma) - \Delta^2]}{[(\omega' + i\Gamma')^2 - M_n^2][(\omega + i\Gamma)^2 - M_m^2]} \right. \\ & \left. + \frac{n_F(\omega')[(\omega' - i\Gamma')(\omega - i\Gamma) - \Delta^2]}{[(\omega' - i\Gamma')^2 - M_n^2][(\omega - i\Gamma)^2 - M_m^2]} \right]. \end{aligned} \quad (\text{A4})$$

The Kronecker's delta symbols appeared in Eq. (A4) are due to the the orthogonality relation for the Laguerre polynomials,

$$\int_0^{\infty} dx e^{-x} x^{\alpha} L_m^{\alpha}(x) L_n^{\alpha}(x) = \frac{\Gamma(n + \alpha + 1)}{n!} \delta_{mn}, \quad (\text{A5})$$

show that only transitions between neighboring Landau levels contribute in the conductivity. The last term of Eq. (A3) vanished after the angular integration. The real part of Eq. (A4) reads

$$\begin{aligned} \sigma_{ij}(\Omega) = & \frac{e^2 v_F^2 |eB| N_f}{2\pi^2 c \Omega} \sum_{n,m=0}^{\infty} (-1)^{n+m+1} \int_{-\infty}^{\infty} d\omega \{ \delta_{ij} (\delta_{n,m-1} + \delta_{n-1,m}) [n_F(\omega) - n_F(\omega')] \text{Re} [\Pi_{n,m}^1(\omega, \omega') - \Pi_{n,m}^2(\omega, \omega')] \\ & - \epsilon_{ij} \text{sgn}(eB) (\delta_{n,m-1} - \delta_{n-1,m}) [n_F(\omega) - n_F(\omega')] \text{Im} \Pi_{n,m}^1(\omega, \omega') - [n_F(\omega) + n_F(\omega')] \text{Im} \Pi_{n,m}^2(\omega, \omega') \}, \end{aligned} \quad (\text{A6})$$

where we introduced

$$\Pi_{n,m}^1(\omega, \omega') = \frac{(\omega' + i\Gamma')(\omega - i\Gamma) - \Delta^2}{[(\omega' + i\Gamma')^2 - M_n^2][(\omega - i\Gamma)^2 - M_m^2]}, \quad \Pi_{n,m}^2(\omega, \omega') = \frac{(\omega' + i\Gamma')(\omega + i\Gamma) - \Delta^2}{[(\omega' + i\Gamma')^2 - M_n^2][(\omega + i\Gamma)^2 - M_m^2]}. \quad (\text{A7})$$

When we derived Eq. (A6) we used the fact that the real part of $\Pi_{n,m}^{1,2}$ does not alter when the simultaneous replacements $i\Gamma \rightarrow -i\Gamma$ and $i\Gamma' \rightarrow -i\Gamma'$ are made, while its imaginary part reverses sign. These features of $\sigma_{ij}(\Omega)$ are also used below when Eqs. (3.8) and (3.9) are written in the symmetric form. The sum over m in Eq. (A6) is easily calculated using Kronecker delta's,

$$\begin{aligned} \sigma_{ij}(\Omega) = & \frac{e^2 v_F^2 |eB| N_f}{2\pi^2 c \Omega} \sum_{n=0}^{\infty} \int_{-\infty}^{\infty} d\omega \left\{ \delta_{ij} [n_F(\omega) - n_F(\omega')] \text{Re}[\Pi_{n,n+1}^1(\omega, \omega') + \Pi_{n+1,n}^1(\omega, \omega') - \Pi_{n,n+1}^2(\omega, \omega') \right. \\ & - \Pi_{n+1,n}^2(\omega, \omega')] - \epsilon_{ij} \text{sgn}(eB) [[n_F(\omega) - n_F(\omega')] \text{Im}[\Pi_{n,n+1}^1(\omega, \omega') - \Pi_{n+1,n}^1(\omega, \omega')] \\ & \left. - [n_F(\omega) + n_F(\omega')] \text{Im}[\Pi_{n,n+1}^2(\omega, \omega') - \Pi_{n+1,n}^2(\omega, \omega')]] \right\}. \end{aligned} \quad (\text{A8})$$

Further summation over n can be performed expanding $\Pi^{1,2}$ in terms of the partial fractions,

$$\begin{aligned} \Pi_{n,m}^1(\omega, \omega') &= \frac{(\omega' + i\Gamma')(\omega - i\Gamma) - \Delta^2}{[\omega - \omega' - i(\Gamma + \Gamma')][\omega + \omega' - i(\Gamma - \Gamma')] + 2B(n - m)} \left[\frac{1}{(\omega' + i\Gamma')^2 - M_n^2} - \frac{1}{(\omega - i\Gamma)^2 - M_m^2} \right], \\ \Pi_{n,m}^2(\omega, \omega') &= \frac{(\omega' + i\Gamma')(\omega + i\Gamma) - \Delta^2}{[\omega - \omega' + i(\Gamma - \Gamma')][\omega + \omega' + i(\Gamma + \Gamma')] + 2B(n - m)} \left[\frac{1}{(\omega' + i\Gamma')^2 - M_n^2} - \frac{1}{(\omega + i\Gamma)^2 - M_m^2} \right], \end{aligned} \quad (\text{A9})$$

where for brevity we introduced the notation $B \equiv v_F^2 |eB|/c$. The resulting sums are expressed via the digamma function by means of the formula

$$\sum_{n=0}^{\infty} \left[\frac{A}{n+a} + \frac{B}{n+b} + \frac{C}{n+c} + \frac{D}{n+d} \right] = -[A\psi(a) + B\psi(b) + C\psi(c) + D\psi(d)], \quad (\text{A10})$$

where for convergence $A + B + C + D = 0$, so that we arrive at the final expressions for the conductivities (3.8) and (3.9). In the limit of vanishing magnetic field the Hall conductivity becomes zero, while for the longitudinal conductivity we obtain

$$\begin{aligned} \sigma_{xx}(\Omega) = & \frac{e^2 N_f}{2\pi^2 \Omega} \text{Re} \int_{-\infty}^{\infty} d\omega [n_F(\omega) - n_F(\omega + \Omega)] \left[\left(\frac{(\omega + i\Gamma)(\omega' + i\Gamma') - \Delta^2}{[\omega - \omega' + i(\Gamma - \Gamma')][\omega + \omega' + i(\Gamma + \Gamma')]} \right. \right. \\ & \left. \left. - \frac{(\omega + i\Gamma)(\omega' - i\Gamma') - \Delta^2}{[\omega - \omega' + i(\Gamma + \Gamma')][\omega + \omega' + i(\Gamma - \Gamma')]} \right) \ln[\Delta^2 - (\omega + i\Gamma)^2] + (\omega \leftrightarrow \omega', \Gamma \leftrightarrow \Gamma') \right]. \end{aligned} \quad (\text{A11})$$

Calculating the real part we can represent the last expression in the form

$$\sigma_{xx}(\Omega) = \frac{e^2 N_f}{2\pi^2} \int_{-\infty}^{\infty} d\omega \left[\frac{n_F(\omega) - n_F(\omega + \Omega)}{\Omega} \right] \mathcal{A}_L(\omega, \Omega, \Gamma, \Delta), \quad (\text{A12})$$

where

$$\begin{aligned} \mathcal{A}_L(\omega, \Omega, \Gamma, \Delta) = & \frac{1}{D(\omega, \omega')} \left[a \ln \frac{(\Delta^2 + \Gamma'^2 - \omega'^2)^2 + 4\omega'^2 \Gamma'^2}{(\Delta^2 + \Gamma^2 - \omega^2)^2 + 4\omega^2 \Gamma^2} \right. \\ & \left. + b \arctan \frac{2\omega\Gamma}{\Delta^2 + \Gamma^2 - \omega^2} + c \arctan \frac{2\omega'\Gamma'}{\Delta^2 + \Gamma'^2 - \omega'^2} \right], \end{aligned} \quad (\text{A13})$$

and

$$\begin{aligned} D(\omega, \omega') &= [(\Gamma - \Gamma')^2 + (\omega - \omega')^2][(\Gamma + \Gamma')^2 + (\omega - \omega')^2][(\Gamma - \Gamma')^2 + (\omega + \omega')^2][(\Gamma + \Gamma')^2 + (\omega + \omega')^2], \\ a &= \Gamma\Gamma' [(\omega'^2 - \omega^2 + \Gamma'^2 - \Gamma^2)[(\omega'^2 + \omega^2 + \Gamma'^2 + \Gamma^2)^2 + 4(\omega'^2 \omega^2 - \Gamma'^2 \Gamma^2)] - 8\Delta^2 \omega \omega' (\omega'^2 - \omega^2 - \Gamma'^2 + \Gamma^2)], \\ b &= 2 [\omega\Gamma'(\omega'^2 + \omega^2 + \Gamma'^2 + \Gamma^2)[(\omega'^2 - \omega^2)^2 + (\Gamma'^2 - \Gamma^2)^2 + 2(\omega'^2 + \omega^2)(\Gamma'^2 + \Gamma^2) - 8\omega'^2 \Gamma^2] \\ &\quad - 2\Delta^2 \omega' \Gamma' [(\omega'^2 - \omega^2)^2 + (\Gamma'^2 - \Gamma^2)^2 + 2(\omega'^2 + \omega^2)(\Gamma'^2 + \Gamma^2) - 8\omega'^2 \Gamma^2], \\ c &= 2 [\omega'\Gamma(\omega'^2 + \omega^2 + \Gamma'^2 + \Gamma^2)[(\omega'^2 - \omega^2)^2 + (\Gamma'^2 - \Gamma^2)^2 + 2(\omega'^2 + \omega^2)(\Gamma'^2 + \Gamma^2) - 8\omega'^2 \Gamma^2] \\ &\quad - 2\Delta^2 \omega \Gamma [(\omega'^2 - \omega^2)^2 + (\Gamma'^2 - \Gamma^2)^2 + 2(\omega'^2 + \omega^2)(\Gamma'^2 + \Gamma^2) - 8\omega'^2 \Gamma^2]. \end{aligned} \quad (\text{A14})$$

For $\Delta = 0$ these expressions are simplified:

$$\begin{aligned} a &= \Gamma\Gamma'(\omega'^2 - \omega^2 + \Gamma'^2 - \Gamma^2)[(\omega'^2 + \omega^2 + \Gamma'^2 + \Gamma^2)^2 + 4(\omega'^2\omega^2 - \Gamma'^2\Gamma^2)], \\ b &= 2[\omega\Gamma'(\omega'^2 + \omega^2 + \Gamma'^2 + \Gamma^2)[(\omega'^2 - \omega^2)^2 + (\Gamma'^2 - \Gamma^2)^2 + 2(\omega'^2 + \omega^2)(\Gamma'^2 + \Gamma^2) - 8\omega'^2\Gamma^2], \\ c &= 2[\omega'\Gamma(\omega'^2 + \omega^2 + \Gamma'^2 + \Gamma^2)[(\omega'^2 - \omega^2)^2 + (\Gamma'^2 - \Gamma^2)^2 + 2(\omega'^2 + \omega^2)(\Gamma'^2 + \Gamma^2) - 8\omega'^2\Gamma^2]. \end{aligned} \quad (\text{A15})$$

The behavior of $\sigma_{xx}(\Omega)$ in this limit was studied in Ref. [49] for graphene and in Ref. [50] for a d -wave superconductor. For $B = 0$ the latter is rather similar to graphene at $\mu = 0$.

APPENDIX B: DERIVATION OF THE HALL CONDUCTIVITY IN THE CLEAN LIMIT FROM Eq. (3.14)

Eq. (4.17) can be obtained directly from Eq. (3.14). Indeed taking the limit $\Gamma \rightarrow 0$, we find from Eq. (3.15) that

$$\mathcal{A}_H(\omega, B, \Gamma, \Delta) = \frac{1}{2\pi^2} \left[\arctan \frac{2\omega\Gamma}{\Delta^2 + \Gamma^2 - \omega^2} - 2\text{Im} \ln \Gamma \left(\frac{\Delta^2 + \Gamma^2 - \omega^2 - 2i\omega\Gamma}{B} \right) \right], \quad \Gamma \rightarrow 0. \quad (\text{B1})$$

Recall that here B is a short-hand notation for $v_F^2|eB|/c$. We begin with the expression

$$\begin{aligned} \text{Im} \ln \Gamma \left(\frac{\Delta^2 + \Gamma^2 - \omega^2 - 2i\omega\Gamma}{2B} \right) &= \text{sgn} \omega \text{Im} \ln \Gamma \left(\frac{\Delta^2 + \Gamma^2 - \omega^2 - 2i|\omega|\Gamma}{2B} \right) \\ &= \text{sgn} \omega \text{Im} \ln \Gamma \left(\frac{\Delta^2 + \Gamma^2 - \omega^2 - 2i|\omega|\Gamma}{2B} \right) [\theta(\Delta^2 + \Gamma^2 - \omega^2) + \theta(\omega^2 - \Delta^2 - \Gamma^2)]. \end{aligned} \quad (\text{B2})$$

Now we use the relationship

$$\Gamma(z)\Gamma(-z) = \frac{\pi}{z \sin(-\pi z)} \quad (\text{B3})$$

to rewrite the last expression in the form

$$\begin{aligned} \text{Im} \ln \Gamma \left(\frac{\Delta^2 + \Gamma^2 - \omega^2 - 2i\omega\Gamma}{2B} \right) &= -\text{sgn} \omega \left\{ \text{Im} \ln \Gamma \left(\frac{|\omega^2 - \Delta^2 - \Gamma^2| + 2i|\omega|\Gamma}{2B} \right) \right. \\ &\quad \left. + \theta(\omega^2 - \Delta^2 - \Gamma^2) \left[\pi - \arctan \frac{2|\omega|\Gamma}{|\omega^2 - \Delta^2 - \Gamma^2|} + \text{Im} \ln \sin \left(\pi \frac{\omega^2 - \Delta^2 - \Gamma^2 + 2i|\omega|\Gamma}{2B} \right) \right] \right\}. \end{aligned} \quad (\text{B4})$$

Hence

$$\begin{aligned} \mathcal{A}_H(\omega, B, \Gamma, \Delta) &= \frac{\text{sgn} \omega}{2\pi^2} \left\{ \arctan \frac{2|\omega|\Gamma}{|\omega^2 - \Delta^2 - \Gamma^2|} + 2\text{Im} \ln \Gamma \left(\frac{|\omega^2 - \Delta^2 - \Gamma^2| + 2i|\omega|\Gamma}{2B} \right) \right. \\ &\quad \left. - \theta(\omega^2 - \Delta^2 - \Gamma^2) \left[\pi - 2\text{Im} \ln \sin \left(\pi \frac{\omega^2 - \Delta^2 - \Gamma^2 + 2i|\omega|\Gamma}{2B} \right) \right] \right\}. \end{aligned} \quad (\text{B5})$$

Now using the formula

$$\text{Im} \ln \sin(a + ib) = \frac{\pi}{2} - a - \sum_{k=1}^{\infty} \frac{1}{k} \sin(2ka) e^{-2kb}, \quad b > 0, \quad (\text{B6})$$

we arrive at the following representation

$$\begin{aligned} \mathcal{A}_H(\omega, B, \Gamma, \Delta) &= \frac{\text{sgn} \omega}{2\pi^2} \left\{ \arctan \frac{2|\omega|\Gamma}{|\omega^2 - \Delta^2 - \Gamma^2|} + 2\text{Im} \ln \Gamma \left(\frac{|\omega^2 - \Delta^2 - \Gamma^2| + 2i|\omega|\Gamma}{2B} \right) \right. \\ &\quad \left. - \pi\theta(\omega^2 - \Delta^2 - \Gamma^2) \left[\frac{\omega^2 - \Delta^2 - \Gamma^2}{B} + 2 \sum_{k=1}^{\infty} \frac{1}{\pi k} \sin \left(2\pi k \frac{\omega^2 - \Delta^2 - \Gamma^2}{2B} \right) e^{-\frac{2k|\omega|\Gamma}{B}} \right] \right\}. \end{aligned} \quad (\text{B7})$$

Finally by means of the identity (4.6) of Ref. [17], we obtain in the limit $\Gamma \rightarrow 0$ that

$$\begin{aligned} \mathcal{A}_H(\omega, B, \Gamma, \Delta) &= -\frac{1}{2\pi} \text{sgn } \omega \theta(\omega^2 - \Delta^2) \left[\frac{\omega^2 - \Delta^2}{B} + 2 \sum_{k=1}^{\infty} \frac{1}{\pi k} \sin \left(2\pi k \frac{\omega^2 - \Delta^2}{2B} \right) \right] \\ &= -\frac{1}{2\pi} \text{sgn } \omega \left[\theta(\omega^2 - \Delta^2) + 2 \sum_{n=1}^{\infty} \theta(\omega^2 - \Delta^2 - 2Bn) \right]. \end{aligned} \quad (\text{B8})$$

Inserting the last expression in Eq. (3.14) and integrating over ω we finally arrive at Eq. (4.17).

APPENDIX C: ALTERNATIVE DERIVATION OF THE HALL CONDUCTIVITY IN THE CLEAN LIMIT

The derivation of σ_{xy} in the clean case [see Eqs. (86), (87) and (91) of Ref. [24]] is significantly simplified when the limit $\Gamma \rightarrow 0$ is taken directly in Eq. (3.7). Here we provide the details of the derivation. Calculating the trace in Eq. (3.7) and then integrating over momenta with the help of Eq. (A5) [for $eB > 0$ the spectral function $A(\omega, \mathbf{k})$ is given by Eq. (84) of Ref. [24]] we obtain

$$\begin{aligned} \int \frac{d^2 k}{(2\pi)^2} \text{tr} [\gamma_1 A(\omega, \mathbf{k}) \gamma_2 A(\omega', \mathbf{k})] &= \frac{i\Gamma^2 N_f |eB| \text{sgn}(eB)}{4\pi^3 c} \sum_{n,m=0}^{\infty} \frac{(-1)^{m+n}}{M_n M_m} [-M_n M_m (A_n(\omega) + B_n(\omega)) \\ &\times (A_m(\omega') + B_m(\omega')) + \Delta^2 (A_n(\omega) - B_n(\omega))(A_m(\omega') - B_m(\omega'))] (\delta_{n,m-1} - \delta_{m,n-1}), \end{aligned} \quad (\text{C1})$$

where we introduced notations

$$A_n \equiv A_n(\omega) = \frac{1}{(\omega - M_n)^2 + \Gamma^2}, \quad B_n \equiv B_n(\omega) = \frac{1}{(\omega + M_n)^2 + \Gamma^2}. \quad (\text{C2})$$

Introducing the function $\varphi_{n,m}(\omega, \omega')$ as follows

$$\begin{aligned} &\sum_{n,m=0}^{\infty} \frac{(-1)^{m+n}}{M_m M_n} [-M_n M_m (A_n(\omega) + B_n(\omega))(A_m(\omega') + B_m(\omega')) \\ &+ \Delta^2 (A_n(\omega) - B_n(\omega))(A_m(\omega') - B_m(\omega'))] (\delta_{n,m-1} - \delta_{m,n-1}) \\ &\equiv \sum_{n,m=0}^{\infty} (-1)^{m+n+1} \varphi_{n,m}(\omega, \omega') (\delta_{n,m-1} - \delta_{m,n-1}) \end{aligned} \quad (\text{C3})$$

we can rewrite the imaginary part of Eq. (3.7) as follows

$$\text{Im} \Pi_{12}(\Omega) = \frac{e^2 v_F^2 N_f \Gamma^2 eB}{8\pi^3 c} \text{Re} \int_{-\infty}^{\infty} d\omega d\omega' \frac{\tanh \frac{\omega - \mu}{2T} - \tanh \frac{\omega' - \mu}{2T}}{\omega - \omega' - \Omega - i0} \sum_{n,m=0}^{\infty} (-1)^{m+n+1} \varphi_{n,m}(\omega, \omega') (\delta_{n,m-1} - \delta_{m,n-1}). \quad (\text{C4})$$

Now eliminating one of the sums using the Kronecker's deltas and utilizing that $\varphi_{n,m}(\omega, \omega') = \varphi_{m,n}(\omega', \omega)$, we obtain for the Hall conductivity (3.1) the following representation

$$\sigma_{xy} = \frac{e^2 v_F^2 N_f \Gamma^2 eB}{4\pi^3 c} \sum_{n=0}^{\infty} \int_{-\infty}^{\infty} d\omega d\omega' \frac{\tanh \frac{\omega - \mu}{2T} - \tanh \frac{\omega' - \mu}{2T}}{(\omega - \omega')^2} \varphi_{n,n+1}(\omega, \omega'). \quad (\text{C5})$$

To take the limit $\Gamma \rightarrow 0$ we replace the fractions $\Gamma/(x^2 + \Gamma^2)$ by $\pi \delta(x)$ in $\varphi_{n,m}(\omega, \omega')$:

$$\begin{aligned} \Gamma^2 \varphi_{n,m}(\omega, \omega') &= \pi^2 [(\delta(\omega - M_n) + \delta(\omega + M_n))(\delta(\omega' - M_m) + \delta(\omega' + M_m)) \\ &- \frac{\Delta^2}{M_n M_m} (\delta(\omega - M_n) - \delta(\omega + M_n))(\delta(\omega' - M_m) - \delta(\omega' + M_m))] \end{aligned} \quad (\text{C6})$$

so that the integration over ω and ω' in Eq. (C5) is trivial and we finally arrive at Eq. (4.14).

APPENDIX D: THE EQUATION FOR CHEMICAL POTENTIAL

To derive the relationship for the carrier imbalance ρ ($\rho \equiv n_e - n_h$, where n_e and n_h are the densities of “electrons” and “holes”, respectively) and the chemical potential μ , we begin with the well-known expression

$$\rho = \text{tr}[\gamma^0 \tilde{S}(\tau, \mathbf{0})], \quad \tau \rightarrow -0, \quad (\text{D1})$$

where $\tilde{S}(\tau, \mathbf{r})$ is the translation invariant part of the Green’s function (2.3). Taking its Fourier transform and using the spectral representation (3.5), we arrive at

$$\rho = T \sum_{n=-\infty}^{\infty} \int \frac{d^2 k}{(2\pi)^2} \int_{-\infty}^{\infty} d\omega \frac{\text{tr}[e^{i\gamma^0 \omega_n \epsilon} \gamma^0 A(\omega, \mathbf{k})]}{i\omega_n + \mu - \omega}, \quad \epsilon \rightarrow +0. \quad (\text{D2})$$

Here we included the factor $\exp(i\gamma^0 \omega_n \epsilon)$ [51] which in Matsubara representation corresponds to the limit $\tau \rightarrow -0$ in Eq. (D1). After evaluating the sum over Matsubara frequencies we obtain

$$\rho = \frac{1}{2} \int \frac{d^2 k}{(2\pi)^2} \int_{-\infty}^{\infty} d\omega \left[-\tanh \frac{\omega - \mu}{2T} \text{tr}(\gamma^0 A(\omega, \mathbf{k})) + \text{tr}(A(\omega, \mathbf{k})) \right]. \quad (\text{D3})$$

Now taking into account that $\text{tr}(\gamma^0 A(\omega, \mathbf{k}))$ is an even function of ω , while $\text{tr}(A(\omega, \mathbf{k}))$ is an odd function, we may write

$$\begin{aligned} \rho &= \frac{1}{2} \int \frac{d^2 k}{(2\pi)^2} \int_0^{\infty} d\omega \left[\tanh \frac{\omega + \mu}{2T} - \tanh \frac{\omega - \mu}{2T} \right] \text{tr}(\gamma^0 A(\omega, \mathbf{k})) \\ &= \int \frac{d^2 k}{(2\pi)^2} \int_0^{\infty} d\omega [n_F(\omega - \mu) - n_F(\omega + \mu)] \text{tr}(\gamma^0 A(\omega, \mathbf{k})). \end{aligned} \quad (\text{D4})$$

Substituting the spectral function (3.6) in the first line of the last equation and integrating over momenta, we arrive at

$$\rho = \frac{N_f |eB|}{4\pi^2 c} \sum_{n=0}^{\infty} \alpha_n \int_{-\infty}^{\infty} d\omega \tanh \frac{\omega + \mu}{2T} \left(\frac{\Gamma}{(\omega - M_n)^2 + \Gamma^2} + (\omega \rightarrow -\omega) \right), \quad \alpha_0 = 1, \quad \alpha_n = 2, \quad n \geq 1. \quad (\text{D5})$$

The ratio $\alpha_n/\alpha_0 = 2$ for $n \geq 1$ is related to the above-mentioned smaller degeneracy of the $n = 0$ Landau level. It is easy to see that Eq. (D5) in the limit $\Gamma = 0$ reduces to

$$\rho = \frac{N_f |eB|}{4\pi c} \left[\tanh \frac{\mu + \Delta}{2T} + \tanh \frac{\mu - \Delta}{2T} + 2 \sum_{n=1}^{\infty} \left(\tanh \frac{\mu + M_n}{2T} + \tanh \frac{\mu - M_n}{2T} \right) \right], \quad (\text{D6})$$

while in the limit $B = \Gamma = T = \Delta = 0$ it reduces to Eq. (4.7) (see, for example, Eq. (77) in Ref. [24]) giving the relationship between the chemical potential and the free carrier imbalance.

Comparing Eq. (D6) with Eq. (4.17) we finally obtain that in the ideally clean system (see also Ref. [24])

$$\sigma_{xy} = -\frac{ec\rho}{B}. \quad (\text{D7})$$

The last expression seems to be paradoxical at the first glance, because it corresponds to the classical expression (4.8) far beyond the validity of the classical limit (see Sec. IV A). Nevertheless this result is absolutely correct and it shows the consistency of our calculation. As explained in Ref. [52], Eq. (D7) is expected for an ideal conductor. This similarity between Eq. (D6) and Eq. (4.17) was exploited in Ref. [42], where instead of calculating the electrical conductivity σ_{xy} , the density (D6) was obtained. The same thermodynamical calculation was recently repeated in Ref. [53]. Unfortunately the quantity calculated in Ref. [53] is meaningless, because it remains finite for $\mu \rightarrow 0$ even when $B = 0$. This mistake occurred because the factor $\exp(i\gamma^0 \omega_n \epsilon)$ (see Eq. (D2)) was ignored in Ref. [53].

However, to consider the IQHE one must take into account the presence of impurities [33, 52, 54]. It is believed that they lead to the localization of most of the bulk states, except in a region around the center of the Landau band, and act as a reservoir which almost fixes chemical potential [33, 54]. It turns out that in this more physical situation it still makes sense to rely on Eq. (4.17) for σ_{xy} , while Eq. (D6) cannot be used in the IQHE regime. One particular model of the equation for μ that includes the reservoir could be a generalization of the one discussed in Ref. [55] for nonrelativistic quasiparticles.

The main implication of this model is that the density of the delocalized carriers in the Hall bar may oscillate as the field B varies. It seems the oscillations of this kind were indeed observed in the IQHE system [56]. However, there is no consensus on a microscopic picture of the localization in the quantum Hall effect (see e.g. Refs. [57, 58, 59]) even in 2D electron gas. On the other hand, the localization of the Dirac quasiparticles appears to be quite different from the localization in 2D electron gas with the parabolic dispersion [7]. This indicates that further studies of the localization and oscillations of the density of the delocalized carriers in graphene may be very useful.

APPENDIX E: SOLUTION OF THE DIRAC EQUATION IN THE SYMMETRIC GAUGE

The Dirac equation in the problem of a relativistic fermion in a constant magnetic field B takes the following form in $2 + 1$ dimensions:

$$\left[i\tilde{\gamma}^0 \hbar \partial_t + i v_F \tilde{\gamma}^1 \left(\hbar \partial_x + i \frac{e}{c} A_x^{\text{ext}} \right) + i v_F \tilde{\gamma}^2 \left(\hbar \partial_y + i \frac{e}{c} A_y^{\text{ext}} \right) - \Delta \right] \psi(t, \mathbf{r}) = 0, \quad (\text{E1})$$

where the vector potential $\mathbf{A}^{\text{ext}} = (-By/2, Bx/2)$, so that the magnetic field $\mathbf{B} = \nabla \times \mathbf{A}^{\text{ext}}$ is directed along the positive z axis. In $2 + 1$ dimensions, there are two inequivalent representations of the Dirac algebra (see e.g., Ref. [60]):

$$\tilde{\gamma}^0 = \sigma_3, \tilde{\gamma}^1 = i\sigma_1, \tilde{\gamma}^2 = i\sigma_2 \quad (\text{E2})$$

and

$$\tilde{\gamma}^0 = -\sigma_3, \tilde{\gamma}^1 = -i\sigma_1, \tilde{\gamma}^2 = -i\sigma_2. \quad (\text{E3})$$

which correspond to right- and left-handed coordinate systems. Here σ_i are Pauli matrices. The representation of gamma matrices $(\sigma_3, i\sigma_2, -i\sigma_1)$ used to write the Lagrangian (2.1) is related to the representation $(\sigma_3, i\sigma_1, i\sigma_2)$ by means of the unitary transformation $U = (\hat{I} + i\sigma_3)/\sqrt{2}$. Although the final results of the calculations do not depend on either the representation of γ -matrices or the gauge, the intermediate expressions depend on this choice.

Since the representation (E2), (E3) is more commonly used in the literature, in this Appendix we solve the Dirac equation (E1) and obtain the operators (4.21) and (4.23) using this representation.

Let us begin by considering the representation (E2). The energy spectrum in the problem (E1) depends on the sign of eB ; let us for definiteness assume that $eB > 0$. Then, the energy spectrum takes the form (to be concrete, we assume also that $\Delta \geq 0$):

$$\begin{aligned} E_0 &= -M_0 = -\Delta, \\ E_n &= \pm M_n = \pm \sqrt{\Delta^2 + 2n|eB|\hbar v_F^2/c}, \quad n = 1, 2, \dots \end{aligned} \quad (\text{E4})$$

(the Landau levels). The general solution is

$$\psi(x) = \sum_{n,m} [a_{nm} u_{nm}(x) + b_{nm}^+ v_{nm}(x)], \quad (\text{E5})$$

where

$$\begin{aligned} u_{nm} &= \frac{1}{l\sqrt{2\pi}} \exp(-iM_n t) \frac{1}{\sqrt{2M_n}} \begin{pmatrix} \sqrt{M_n + \Delta} J_{m-1}^{n-m}(\xi) e^{i(m-1)\theta} \\ \sqrt{M_n - \Delta} J_m^{n-m}(\xi) e^{im\theta} \end{pmatrix}, \quad n \geq 1, \quad m \leq n, \\ v_{0m} &= \frac{1}{l\sqrt{2\pi}} \exp(iM_0 t) \begin{pmatrix} 0 \\ J_m^{-m}(\xi) e^{im\theta} \end{pmatrix}, \quad n = 0, \quad m \leq 0, \\ v_{nm} &= \frac{1}{l\sqrt{2\pi}} \exp(iM_n t) \frac{1}{\sqrt{2M_n}} \begin{pmatrix} -\sqrt{M_n - \Delta} J_{m-1}^{n-m}(\xi) e^{i(m-1)\theta} \\ \sqrt{M_n + \Delta} J_m^{n-m}(\xi) e^{im\theta} \end{pmatrix}, \quad n \geq 1, \quad m \leq n. \end{aligned} \quad (\text{E6})$$

Here the functions [61]

$$J_\nu^n(\xi) = \left[\frac{n!}{(n+\nu)!} \right]^{1/2} e^{-\xi/2} \xi^{\nu/2} L_n^\nu(\xi), \quad J_m^{-m}(\xi) = \frac{(-1)^m}{\sqrt{(-m)!}} e^{-\xi/2} \xi^{-m/2} \quad (m \leq 0), \quad (\text{E7})$$

where $L_n^m(\xi)$ are Laguerre polynomials ($L_n^m(\xi) \equiv 0$ for $n \leq -1$), $l \equiv (\hbar c/|eB|)^{1/2}$ is the magnetic length, $\xi = \mathbf{r}^2/2l^2$, the quantum number $m \leq n$ reflects the degeneracy of each level in the angular momentum. The spinors u_{nm} and v_{nm} are normalized as follows:

$$\int d^2x u_{n'm'}^\dagger(x) u_{nm}(x) = \int d^2x v_{n'm'}^\dagger(x) v_{nm}(x) = \delta_{n',n} \delta_{m',m}. \quad (\text{E8})$$

Thus the lowest Landau level with $n = 0$ is special: while at $n \geq 1$, there are solutions corresponding to both fermion ($E_n = M_n$) and antifermion ($E_n = -M_n$) states, the solution with $n = 0$ describes only antifermion states. Accordingly the degeneracy of the $n = 0$ level is a half of the degeneracy of the levels with $n \geq 1$.

If we used the representation (E3) for Dirac's matrices, the general solution would be given by Eq. (E5) with $u_{nm}(x)$, $v_{nm}(x)$ being substituted by $v_{nm}(-x)$, $u_{nm}(-x)$:

$$\psi(x) = \sum_{n,m} [c_{nm} v_{nm}(-x) + d_{nm}^\dagger u_{nm}(-x)]. \quad (\text{E9})$$

The four-component spinor Ψ is composed from two two-component spinors Eqs. (E5) and (E9) and using it one can obtain the expressions (4.21) and (4.23) for the charge and pseudospin rotation generators.

-
- [1] K.S. Novoselov, A.K. Geim, S.V. Morozov, D. Jiang, Y. Zhang, S.V. Dubonos, I.V. Grigorieva, and A.A. Firsov, *Science* **306**, 666 (2004); K.S. Novoselov, A.K. Geim, S.V. Morozov, S.V. Dubonos, Y. Zhang, and D. Jiang, *cond-mat/0410631*.
 - [2] K.S. Novoselov, D. Jiang, T. Booth, V.V. Khotkevich, S.M. Morozov, A.K. Geim, *Proc. Nat. Acad. Sc.* **102**, 10451 (2005).
 - [3] C. Berger, Z. Song, T. Li, X. Li, A.Y. Ogbazghi, R. Feng, Z. Dai, A.N. Marchenkov, E.H. Conrad, P.N. First, and W.A. de Heer, *J. Phys. Chem. B* **108**, 19912 (2004).
 - [4] Y. Zhang, J.P. Small, M.E.S. Amori, and P. Kim, *Phys. Rev. Lett.* **94**, 176803 (2005).
 - [5] J.S. Bunch, Y. Yaish, M. Brink, K. Bolotin, and P.L. McEuen, *Nano Letters* **5**, 287 (2005).
 - [6] S.V. Morozov, K.S. Novoselov, F. Schedin, D. Jiang, A.A. Firsov, and A.K. Geim, *Phys. Rev. B* **72**, 201401(R) (2005).
 - [7] K.S. Novoselov, A.K. Geim, S.V. Morozov, D. Jiang, M.I. Katsnelson, I.V. Grigorieva, S.V. Dubonos, A.A. Firsov, *Nature* **438**, 197 (2005).
 - [8] Y. Zhang, Y.-W. Tan, H.L. Stormer, P. Kim, *Nature* **438**, 201 (2005).
 - [9] G. Dresselhaus, *Phys. Rev. B* **10**, 3602 (1974).
 - [10] G.W. Semenoff, *Phys. Rev. Lett.* **53**, 2449 (1984).
 - [11] J. Gonz lez, F. Guinea, and M.A.H. Vozmediano, *Nucl. Phys. B* **406**, 771 (1993).
 - [12] V.P. Gusynin and S.G. Sharapov, *Phys. Rev. Lett.* **95**, 146801 (2005).
 - [13] N.M.R. Peres, F. Guinea, A.H. Castro Neto, preprint *cond-mat/0506709*.
 - [14] S. Uji, J.S. Brooks, and Y. Iye, *Physica B* **246-247**, 299 (1998).
 - [15] Y. Kopelevich, J.H.S. Torres, R.R. da Silva, F. Mrowka, H. Kempa, and P. Esquinazi, *Phys. Rev. Lett.* **90**, 156402 (2003).
 - [16] R. Oca a, P. Esquinazi, H. Kempa, J.H.S. Torres, and Y. Kopelevich, *Phys. Rev. B* **68**, 165408 (2003).
 - [17] S.G. Sharapov, V.P. Gusynin, and H. Beck, *Phys. Rev. B* **69**, 075104 (2004).
 - [18] V.P. Gusynin and S.G. Sharapov, *Phys. Rev. B* **71**, 125124 (2005).
 - [19] I.A. Luk'yanchuk and Y. Kopelevich, *Phys. Rev. Lett.* **93**, 166402 (2004).
 - [20] T. Matsui, H. Kambara, Y. Niimi, K. Tagami, M. Tsukada, and H. Fukuyama *Phys. Rev. Lett.* **94**, 226403 (2005).
 - [21] Z. Li, W. Padilla, S. Dordevic, P. Esquinazi, C.C. Homes, D. Basov, Abstracts of March 2005 APS Meeting.
 - [22] A.A. Nersesyan and G.E. Vachanadze, *J. Low Temp. Phys.* **77**, 293 (1989); A.A. Nersesyan, G.I. Japaridze, and G.E. Vachanadze, *J. Phys. Cond. Matt.* **3**, 3353 (1991).
 - [23] E. Beaunon and R. Tournier, *Nature* **349**, 470 (1991).
 - [24] E.V. Gorbar, V.P. Gusynin, V.A. Miransky, and I.A. Shovkovy, *Phys. Rev. B* **66**, 045108 (2002).
 - [25] S.G. Sharapov, V.P. Gusynin, and H. Beck, *Phys. Rev. B* **67**, 144509 (2003).
 - [26] R. Saito, G. Dresselhaus and M.S. Dresselhaus, *Physical Properties of Carbon Nanotubes* (Imperial College Press, London, 1998).
 - [27] D.V. Khveshchenko, *Phys. Rev. Lett.* **87**, 246802 (2001); D.V. Khveshchenko and H. Leal, *Nucl. Phys. B* **687**, 323 (2004).
 - [28] V.P. Gusynin, V.A. Miransky, and I.A. Shovkovy, *Phys. Rev. Lett.* **73**, 3499 (1994); *Phys. Rev. D* **52**, 4718 (1995).
 - [29] A. Chodos, K. Everding, and D.A. Owen, *Phys. Rev. D* **42**, 2881 (1990).
 - [30] Y. Zheng and T. Ando, *Phys. Rev. B* **65**, 245420 (2002).
 - [31] T. Champel and V.P. Mineev, *Phys. Rev. B* **66**, 195111 (2002); **67**, 089901(E) (2003).
 - [32] E.J. Ferrer, V.P. Gusynin, and V. de la Incera, *Eur. Phys. J. B* **33**, 397 (2003).
 - [33] M. Jan  en, O. Veihweger, U. Fastenrath, and J. Hajdu, *Introduction to the Theory of the Integer Quantum Hall Effect*, edited by J. Hajdu (VCH, Weinheim, 1994).
 - [34] N.H. Shon and T. Ando, *J. Phys. Soc. Jpn.* **67**, 2421 (1998).

- [35] This universality has the same origin as the universality considered in E. Fradkin, Phys. Rev. B **33**, 3263 (1986) for degenerate semiconductors and in P.A. Lee, Phys. Rev. Lett. **71**, 1887 (1993) for *d*-wave superconductors in the absence of magnetic field.
- [36] H. Suzuura and T. Ando, *Physics of Semiconductors 2002*, edited by A. R. Long and J.H. Davies (Institute of Physics Publishing, Bristol, 2003).
- [37] M. Jonson and S. M. Girvin, Phys. Rev. B **29**, 1939 (1984).
- [38] Since the Zeeman term is considered to be small, our definition of the filling factor $\nu_B = 2\pi\hbar c|\rho|/(N_f|eB|)$ also counts the spin degeneracy, so that for $N_f = 2$ it is half of the normally used [33] filling factor, $\nu = 2\pi\hbar c|\rho|/|eB|$.
- [39] A.H. MacDonald, Phys. Rev. B **28**, 2235 (1983).
- [40] M.M. Nieto and P.L. Taylor, Am. J. Phys. **53**, 234 (1985).
- [41] F.D.M. Haldane, Phys. Rev. Lett. **61**, 2015 (1988).
- [42] A.M.J. Schakel, Phys. Rev. D **43**, 1428 (1991).
- [43] A. Abouelsaood, Phys. Rev. Lett. **54**, 1973 (1985).
- [44] L. Smrčka and P. Středa, J. Phys. C **10**, 2153 (1977).
- [45] H. Oji and P. Středa, Phys. Rev. B **31**, 7291 (1985).
- [46] N.R. Cooper, B. I. Halperin, and I. M. Ruzin, Phys. Rev. B **55**, 2344 (1997).
- [47] V. Oganesyan and I. Ussishkin, Phys. Rev. B **70**, 054503 (2004).
- [48] B. Dóra, K. Maki, A. Ványolos, and A. Virosztek, Phys. Rev. B **68**, 241102(R) (2003).
- [49] T. Ando, Y. Zheng, and H. Suzura, J. Phys. Soc. Jpn. **71**, 1318 (2002).
- [50] W. Kim, F. Marsiglio, and J.P. Carbotte, Phys. Rev. B **70**, 060505(R) (2004).
- [51] A.A. Abrikosov, L.P. Gorkov, and I.E. Dzyaloshinski, *Methods of Quantum Field Theory in Statistical Physics* (Dover, New York, 1975).
- [52] S.M. Girvin, *The Quantum Hall Effect: Novel Excitations and Broken Symmetries*, in Topological Aspects of Low Dimensional Systems, ed. A. Comtet, T. Jolicœur, S. Ouvry, F. David (Springer-Verlag, Berlin and Les Editions de Physique, Les Ulis, 2000).
- [53] C.G. Beneventano and E.M. Santangelo, preprint hep-th/0511166; J. Phys. A **37**, 9261 (2004).
- [54] *The Quantum Hall Effect*, edited by R.E. Prange and S.M. Girvin (Springer-Verlag, New York, 1987).
- [55] P. Grigoriev, JETP **92**, 1090 (2001) [ZhETF **119**, 1257 (2001)].
- [56] A. Raymond, S. Juillaguet, I. Elmezouar, W. Zawadzki, M.L. Sadowski, M. Kamal-Saadik, and B. Etienne, Semicond. Sci. Technol. **14**, 915 (1999).
- [57] B. Huckestein, Rev. Mod. Phys. **67**, 357 (1995).
- [58] S. Ilani, J. Martin, E. Teitelbaum, J.H. Smet, D. Mahalu, V. Umansky, and A. Yacoby, Nature **427**, 328 (2004).
- [59] G.A. Steele, R.C. Ashoori, L.N. Pfeiffer, and K.W. West, Phys. Rev. Lett. **95**, 136804 (2005).
- [60] R. Jackiw and S. Templeton, Phys. Rev. D **23**, 2291 (1981).
- [61] D.B. Melrose and A.J. Parle, Aust. J. Phys. **36**, 755 (1983).

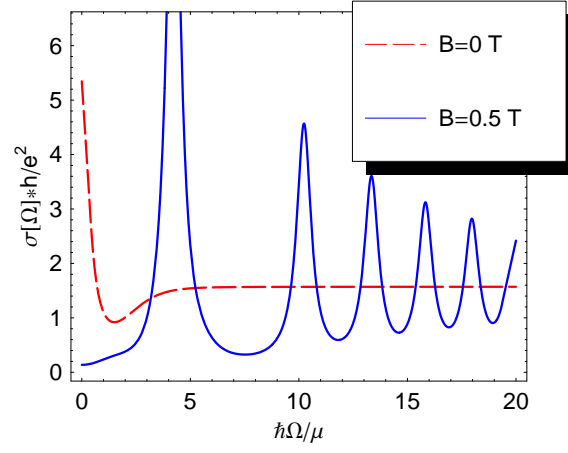


FIG. 1: (Color online) The optical conductivity $\sigma_{xx}(\Omega)$ measured in e^2/h units as a function of the frequency $\hbar\Omega/\mu$ for two different values of B for $\mu = 50\text{K}$, $T = 15\text{K}$ and $\Gamma = 10\text{K}$. We use $eB \rightarrow (4.5 \times 10^4 \text{K}^2)B(\text{T})$.

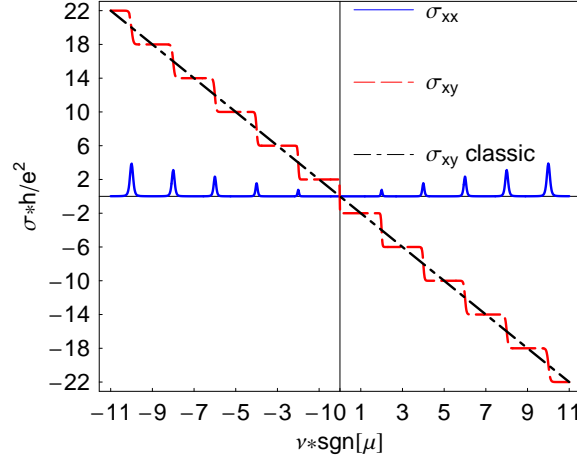


FIG. 2: (Color online) The Hall conductivity σ_{xy} and the diagonal conductivity σ_{xx} measured in e^2/h units as a function of the filling ν_B for $T = 2\text{K}$, $\Gamma = 1\text{K}$ and $B = 2\text{T}$. We use $eB \rightarrow (4.5 \times 10^4 \text{K}^2)B(\text{T})$ and assume that $\Delta = 0$. The straight line corresponds to a classical dependence $\sigma_{xy} = -ec|\rho|\text{sgn}\mu/B$ [see Eq. (D7)].

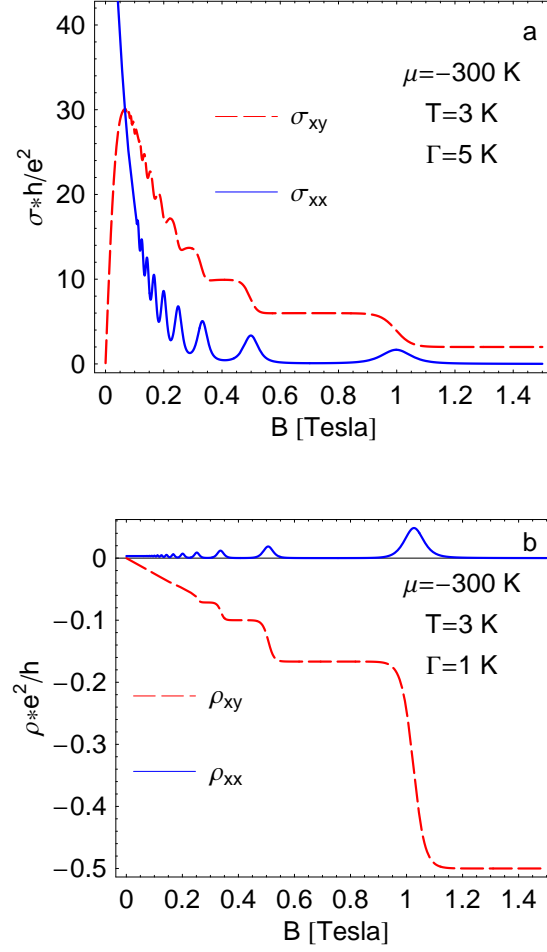


FIG. 3: (Color online) (a) The Hall conductivity σ_{xy} and the diagonal conductivity σ_{xx} measured in e^2/h units as a function of field B for $\Gamma = 5$ K for $\mu = -300$ K and $T = 3$ K. (b) The Hall resistivity $\rho_{xy} = -\sigma_{xy}/(\sigma_{xx}^2 + \sigma_{xy}^2)$ and the diagonal resistivity $\rho_{xx} = \sigma_{xx}/(\sigma_{xx}^2 + \sigma_{xy}^2)$ measured in h/e^2 units as a function of field B for $\Gamma = 1$ K for $\mu = -300$ K and $T = 3$ K. We use $eB \rightarrow (4.5 \times 10^4 \text{ K}^2)B(\text{T})$ and assume that $\Delta = 0$.

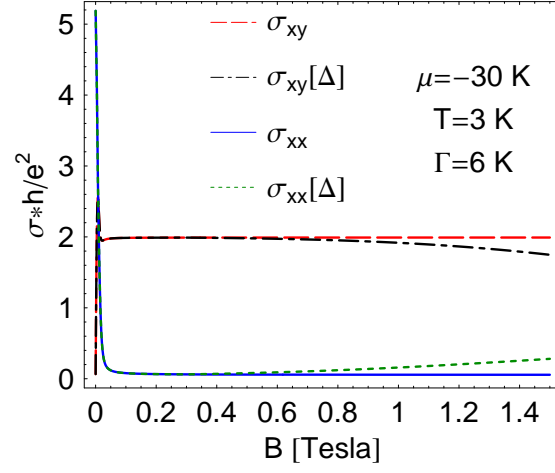


FIG. 4: (Color online) The Hall conductivity σ_{xy} and the diagonal conductivity σ_{xx} measured in e^2/h units as a function of field B for $\Gamma = 6\text{K}$ for $\mu = -30\text{K}$ and $T = 3\text{K}$. The dotted (black and green) lines are calculated using $\Delta(B)$ given by Eq. (4.25). We use $eB \rightarrow (4.5 \times 10^4 \text{K}^2)B(\text{T})$.

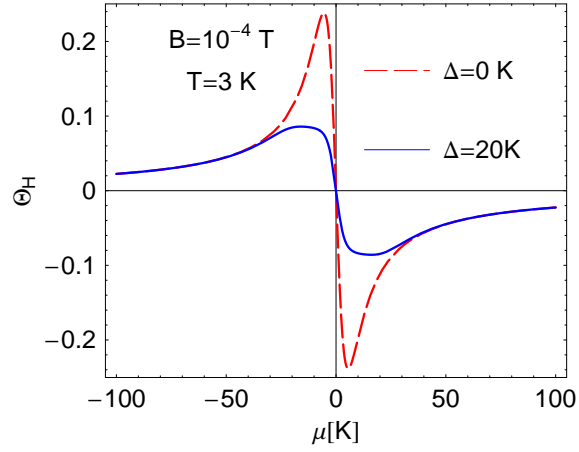


FIG. 5: (Color online) The Hall angle Θ_H as a function of chemical potential μ for two different values of Δ for $B = 10^{-4}\text{T}$, $T = 3\text{K}$ and $\Gamma = 1\text{K}$. We use $eB \rightarrow (4.5 \times 10^4 \text{K}^2)B(\text{T})$.

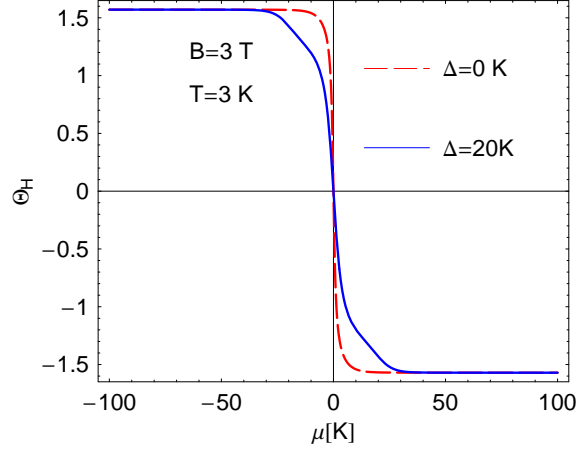


FIG. 6: (Color online) The Hall angle Θ_H as a function of chemical potential μ for two different values of Δ for $B = 3\text{T}$, $T = 3\text{K}$ and $\Gamma = 1\text{K}$. We use $eB \rightarrow (4.5 \times 10^4 \text{K}^2)B(\text{T})$.

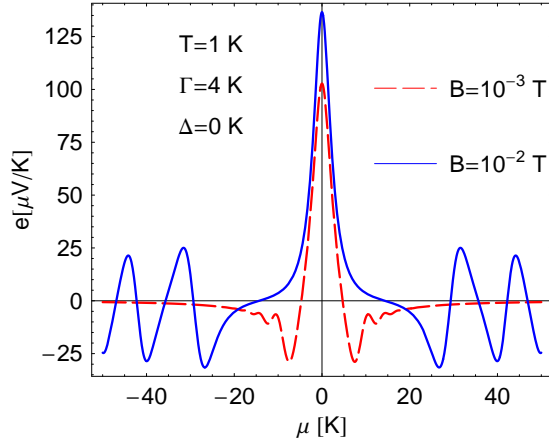


FIG. 7: (Color online) The Nernst signal e_y in $\mu\text{V/K}$ as a function of chemical potential μ for two different values of B for $T = 1\text{K}$, $\Gamma = 4\text{K}$ and $\Delta = 0\text{K}$. We use $eB \rightarrow (4.5 \times 10^4 \text{K}^2)B(\text{T})$.

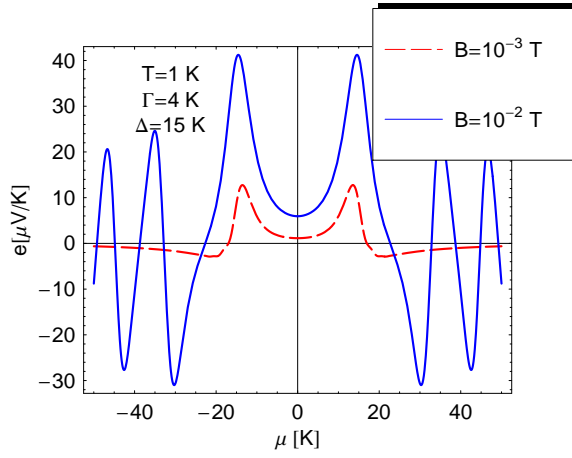


FIG. 8: (Color online) The Nernst signal e_y in $\mu\text{V/K}$ as a function of chemical potential μ for two different values of B for $T = 1\text{K}$, $\Gamma = 4\text{K}$ and $\Delta = 15\text{K}$. We use $eB \rightarrow (4.5 \times 10^4 \text{K}^2)B(\text{T})$.