

Theory of Phonon Hall Effect in Paramagnetic Dielectrics

L. Sheng¹, D. N. Sheng² and C. S. Ting¹

¹*Department of Physics and Texas Center for Superconductivity, University of Houston, Houston, Texas 77204*

²*Department of Physics and Astronomy, California State University, Northridge, California 91330*

Based upon spin-lattice interaction, we propose a theoretical model for the phonon Hall effect in paramagnetic dielectrics. The thermal Hall conductivity is calculated by using the Kubo formula. Our theory reproduces the essential experimental features of the phonon Hall effect discovered recently in ionic dielectric $\text{Tb}_3\text{Ga}_5\text{O}_{12}$, including the sign, magnitude and linear magnetic field dependence of the thermal Hall conductivity.

PACS numbers: 66.70.+f, 72.20.Pa, 72.15.Gd, 72.10.Bg

When an electrical current flows through a conductor with direction perpendicular to an applied magnetic field, a transverse electrical current may be generated in the third perpendicular direction. This is well known as the Hall effect, and is due to the electromagnetic Lorentz force on the charge carriers. Accompanied transverse heat current also flows in the conductor, simply because the charge carriers carry energy, known as the Righi-Leduc effect. Two interesting variants of the conventional Hall effect is the anomalous Hall effect (AHE) in ferromagnets [1] and the spin Hall effect in nonmagnetic conductors [2, 3], where the electron spin-orbit coupling plays an essential role. The AHE is characterized by an anomalous contribution to the Hall resistivity coming solely from the magnetization. Intuitively, one would not expect a Hall effect for phonons, which do not carry charges and do not couple to the magnetic field directly. Remarkably, by applying a magnetic field perpendicular to a heat current flowing through a sample of the paramagnetic material $\text{Tb}_3\text{Ga}_5\text{O}_{12}$, Strohm, Rikken and Wyder observed very recently a temperature difference of up to 200 microkelvin between the sample edges in the third perpendicular direction [4]. Since $\text{Tb}_3\text{Ga}_5\text{O}_{12}$ is a dielectric, and so the Righi-Leduc effect can be ruled out. The temperature difference is attributed to the phonon Hall effect (PHE) [4], which becomes another intriguing and puzzling phenomenon in solid state physics.

At the experimental low temperature 5.45K [4], excitation of optical phonons is unlikely, and thermal conduction should be carried by acoustic phonons. While $\text{Tb}_3\text{Ga}_5\text{O}_{12}$ is an ionic material, in a perfect lattice, each unit cell must be charge neutral. In the acoustic phonon modes, each unit cell vibrates as a rigid object without relative displacements between its constituting atoms [5], and hence does not acquire a net Lorentz force in a magnetic field. Theoretical understanding of the physical mechanism underlying the PHE is so far absent.

In this Letter, we propose a theoretical model based upon the Raman spin-lattice interaction for the PHE. The PHE is discussed to be a phonon analogue to the AHE. The thermal Hall conductivity of the phonons in

the clean limit is calculated by using the Kubo formula. The theory can explain the essential features of the experimental data for $\text{Tb}_3\text{Ga}_5\text{O}_{12}$, including the sign, magnitude and linear magnetic field dependence of the thermal Hall conductivity.

We consider a sample of a paramagnetic dielectric, which has a cubic lattice structure with symmetry axes parallel to the axes of the coordinate system. For simplicity, we assume that only one rare-earth ion in each unit cell is paramagnetic. The relevant model Hamiltonian is written as

$$H = \sum_{q,\sigma} \hbar\omega_{q\sigma} a_{q\sigma}^\dagger a_{q\sigma} + V, \quad (1)$$

where $a_{q\sigma}^\dagger$ creates an acoustic phonon of wavevector \mathbf{q} and polarization σ . The well-known Debye model is used to describe the acoustic phonons. We designate $\sigma = 0$ for the longitudinal acoustic (LA) phonons with dispersion relation $\omega_{q0} = c_L q$, and $\sigma = 1$ and 2 for the transverse acoustic (TA) phonons with $\omega_{q1} = \omega_{q2} = c_T q$. V represents the interaction between the phonons and the electronic spins and orbital angular momenta of the paramagnetic ions [6, 7, 8, 9, 10, 11], often called the spin-lattice interaction. For $\text{Tb}_3\text{Ga}_5\text{O}_{12}$, the rare-earth ions Tb^{3+} are paramagnetic with large magnetic moments and may be responsible for the spin-lattice interaction. Since microscopic calculation of the spin-lattice interaction is difficult, phenomenological description based upon symmetry considerations is usually employed [7, 8, 9, 10, 11]. Two most important spin-lattice interaction processes have been extensively studied in the past [6, 7, 8, 9, 10, 11], i.e., the modulation interaction and the Raman interaction. The modulation interaction stands for the direct modulation of the inter-atomic spin-spin interaction due to lattice vibrations. The Raman interaction represents the second-order transition between the Kramers degenerate ground states of an ion through the intermediary of the excited states caused by the time-dependent variation of the crystalline field. We note that, for $\text{Tb}_3\text{Ga}_5\text{O}_{12}$, magnetic ordered states do not occur down to very low temperature 0.2K [12], suggest-

ing that the inter-atomic spin-spin interaction is possibly very weak. We will neglect the spin-spin interaction, and focus on the Raman interaction. The Raman interaction is known to dominate the spin-lattice relaxation in many ionic insulators [6, 7, 8, 9].

The electron spin-orbit coupling of a rare-earth ion is usually stronger than the crystalline field. By considering the spin-orbit coupling and intra-atomic Coulomb interaction first, the spins and orbital angular momenta of the outer-shell electrons shall form a total angular momentum \mathbf{J} . The ground states are a \mathbf{J} multiplet, which further split in the presence of the crystalline field [7, 8]. In order to develop a transparent theory, we study a relatively simple case that was often considered in literatures [7, 8, 9, 10, 11]. We assume that all the ground-state degeneracies of the ion except for the Kramers one are lifted by the crystalline field in such a manner that the energy difference E_1 between the lowest excited states and the ground states is greater than the Debye energy $\hbar\omega_D$. In this case, one can obtain for the Raman interaction [10, 11] $V = K_0 \sum_m \mathbf{s}_m \cdot \mathbf{\Omega}_m$, where K_0 is a positive coupling constant, the $1/2$ isospin \mathbf{s}_m describes the ground-state Kramers doublet, and $\mathbf{\Omega}_m = \mathbf{u}_m \times \mathbf{p}_m$ is the center-of-mass angular momentum of the unit cell with \mathbf{u}_m and \mathbf{p}_m the center-of-mass displacement and momentum. The Raman interaction is taken to be isotropic by virtue of the cubic lattice symmetry. At low temperatures, where thermal excitation of the ion into the excited states is virtually impossible, the primary contribution to the magnetization comes from the ground-state doublet. The Kramers doublet carry opposite magnetic moments, which split in the presence of a magnetic field \mathbf{B} and give rise to a magnetization \mathbf{M} . It is easy to prove that the ensemble average of the isospin is proportional to the magnetization, namely, $\langle \mathbf{s}_m \rangle = c\mathbf{M}$ with c the proportionality coefficient [13]. Under the mean-field approximation, the Raman interaction reduces to

$$V = K \sum_m \mathbf{M} \cdot \mathbf{\Omega}_m, \quad (2)$$

where $K = cK_0$, and KM has the units of frequency. While Eq. (2) is obtained in the relatively simple case, it represents a minimal form of possible interaction between magnetization and phonons, and may also serve as a reasonable hypothesis for a phenomenological theory of the PHE in general paramagnetic dielectrics, similar to the theory of the AHE [1].

In order to illustrate the basic mechanism of the PHE, we consider the vibration of the m -th unit cell in the phonon modes of a given wave vector \mathbf{q} , as shown in Fig. 1. The sound speed c_T of the TA phonons is generally smaller than that of the LA phonons c_L [14], meaning that the vibration of the unit cell in the transverse directions is lower in energy than that in the longitudinal direction. This yields a correlation between the angular momentum $\mathbf{\Omega}_m$ and phonon momentum $\hbar\mathbf{q}$ that parallel

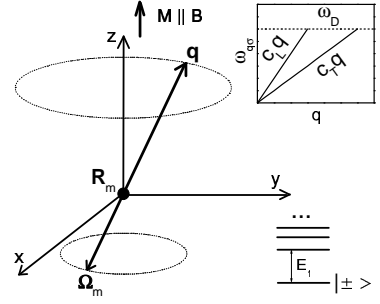


FIG. 1: Lowest-energy configuration between the phonon wave vector \mathbf{q} and the center-of-mass angular momentum $\mathbf{\Omega}_m$ of a unit cell. Here, \mathbf{R}_m represents the equilibrium position of the unit cell, which is taken to be at the origin. Top right panel shows the dispersion relations of the LA and TA phonons in the Debye model. Inset at the bottom right is a hypothetical level graph of a paramagnetic ion with $|\pm\rangle$ as the ground-state doublet.

and antiparallel alignments between $\mathbf{\Omega}_m$ and $\hbar\mathbf{q}$ are energetically favorable. We may regard $\mathbf{\Omega}_m$ as an internal “spin” degree of freedom of the phonons. Then the correlation between $\mathbf{\Omega}_m$ and $\hbar\mathbf{q}$ plays the role of a “spin-orbit” coupling, effectively similar to the Luttinger spin-orbit coupling [15]. Besides, the Raman interaction Eq. (2) is a counterpart to the exchange coupling between carrier spins and magnetization in the AHE systems [1]. With these two essential ingredients, we can expect the PHE to occur in the present system, as a bosonic analogue to the AHE [1]. In Fig. 1, the lowest-energy configuration between $\mathbf{\Omega}_m$ and $\hbar\mathbf{q}$ is shown. It has been considered that, when $\mathbf{M} \neq 0$ and the Raman interaction arises as a weak perturbation, the degenerate TA modes split into two circularly polarized modes with nonvanishing $\mathbf{\Omega}_m$ parallel and antiparallel to $\hbar\mathbf{q}$, respectively, and the one with $\Omega_m^z < 0$ is lower in energy. The splitting occurs in this way because $|\mathbf{\Omega}_m|$ is maximized in the circularly polarized modes, which is favorable for minimizing the Raman interaction.

We start the rigorous calculation by rewriting the Raman interaction Eq. (2) in the second-quantization representation

$$V = \frac{1}{2} \sum_{\mathbf{q}, \sigma, \sigma'} \Delta_{q\sigma\sigma'} \sqrt{\frac{\omega_{q\sigma'}}{\omega_{q\sigma}}} (a_{-q\sigma} + a_{q\sigma}^\dagger)(a_{q\sigma'} - a_{-q\sigma'}^\dagger), \quad (3)$$

where $\Delta_{q\sigma\sigma'} = -i\hbar K \mathbf{M} \cdot (\hat{\mathbf{e}}_{q\sigma}^* \times \hat{\mathbf{e}}_{q\sigma'})$ with $\hat{\mathbf{e}}_{q\sigma}$ the phonon polarization vector, and the phase convention $\mathbf{e}_{-q\sigma}^* = \mathbf{e}_{q\sigma}$ is adopted. The thermal Hall conductivity κ_{xy} can be calculated by using the Kubo formula [16]

$$\kappa_{xy} = \frac{N}{T} \int_0^{\hbar/k_B T} d\lambda \int_0^\infty dt \langle J_E^x(-i\lambda) J_E^y(t) \rangle, \quad (4)$$

where J_E^x is the x -component of the energy flux operator \mathbf{J}_E of the phonons, and $\mathbf{J}_E(t) = e^{iHt/\hbar} \mathbf{J}_E e^{-iHt/\hbar}$.

The complete expression for \mathbf{J}_E for free phonons was derived by Hardy [17], which consists of some harmonic terms and cubic terms. In the same essence as the harmonic approximation to the real lattice Hamiltonian in the fundamental phonon theory [5], it is sufficient to retain the harmonic terms at low temperatures. We extend the derivation [17] to include the contribution from the Raman interaction

$$\mathbf{J}_E = \frac{1}{2} \sum_{mn\alpha\beta} (\mathbf{R}_m - \mathbf{R}_n) \Phi^{\alpha\beta} (\mathbf{R}_m - \mathbf{R}_n) u_m^\alpha v_n^\beta, \quad (5)$$

where u_m^α and v_m^α with $\alpha = x, y$ and z are the α -components of the center-of-mass displacement \mathbf{u}_m and velocity \mathbf{v}_m of the m -th unit cell, respectively, and $\Phi^{\alpha\beta}(\mathbf{R}_m - \mathbf{R}_n)$ are the stiffness matrix elements of the lattice with \mathbf{R}_m the equilibrium position of the unit cell. The center-of-mass velocity is $\mathbf{v}_m = \mathbf{p}_m/M_c + K(\mathbf{M} \times \mathbf{u}_m)$ with M_c the mass of a unit cell, where the second term originates from the Raman interaction. By using the basic relation [5] $\Phi^{\alpha\beta}(\mathbf{q}) = M_c \sum_\sigma (\omega_{q\sigma}^2 \hat{e}_{q\sigma}^\alpha \hat{e}_{q\sigma}^{*\beta})$, the energy flux is derived to be $\mathbf{J}_E = \mathbf{J}_E^{(0)} + \mathbf{J}_E^{(1)}$, where

$$\begin{aligned} \mathbf{J}_E^{(0)} &= \frac{1}{2N} \sum_{\mathbf{q}, \sigma, \sigma'} \mathbf{j}_{q\sigma\sigma'} \sqrt{\frac{\omega_{q\sigma'}}{\omega_{q\sigma}}} (a_{-q\sigma} + a_{q\sigma}^\dagger) \\ &\times (a_{q\sigma'} - a_{-q\sigma'}^\dagger), \end{aligned} \quad (6)$$

$$\begin{aligned} \mathbf{J}_E^{(1)} &= \frac{1}{2N} \sum_{\mathbf{q}, \sigma, \sigma', \sigma''} \mathbf{j}_{q\sigma\sigma''} \left(\frac{\Delta_{q\sigma''\sigma'}}{\hbar \sqrt{\omega_{q\sigma} \omega_{q\sigma'}}} \right) \\ &\times (a_{-q\sigma} + a_{q\sigma}^\dagger) (a_{q\sigma'} + a_{-q\sigma'}^\dagger), \end{aligned} \quad (7)$$

with

$$\begin{aligned} \mathbf{j}_{q\sigma\sigma'} &= \hbar \omega_{q\sigma} \delta_{\sigma\sigma'} \nabla_q \omega_{q\sigma} + \frac{\hbar}{4} (\omega_{q\sigma}^2 - \omega_{q\sigma'}^2) \\ &\times \sum_\alpha [(\nabla_q \hat{e}_{q\sigma}^{*\alpha}) \hat{e}_{q\sigma'}^\alpha - \hat{e}_{q\sigma}^{*\alpha} (\nabla_q \hat{e}_{q\sigma'}^\alpha)]. \end{aligned} \quad (8)$$

Here, $\mathbf{J}_E^{(1)}$ comes from the Raman interaction.

The energy scale $\hbar KM$ of the Raman interaction is generally much smaller than the Debye energy $\hbar \omega_D$ as well as the average energy difference between the LA and TA phonon branches, so that a perturbation treatment of Eq. (3) suffices. Since the two TA branches are degenerate, according to the degenerate perturbation theory, we need to find suitable phonon polarization vectors, for which the direct coupling between the two TA branches $\Delta_{q12} = \Delta_{q21}^*$ vanishes. Such polarization vectors are obtained as $\hat{\mathbf{e}}_{q0} = i\hat{\mathbf{q}}$, $\hat{\mathbf{e}}_{q1} = (\hat{\boldsymbol{\theta}}_q + i\hat{\boldsymbol{\varphi}}_q)/\sqrt{2}$ and $\hat{\mathbf{e}}_{q2} = (\hat{\boldsymbol{\theta}}_q - i\hat{\boldsymbol{\varphi}}_q)/\sqrt{2}$, where $\hat{\mathbf{q}}$, $\hat{\boldsymbol{\theta}}_q$ and $\hat{\boldsymbol{\varphi}}_q$ are the unit vectors associated with wavevector $\mathbf{q} = (q, \theta_q, \varphi_q)$ in the spherical polar coordinate system. We notice that $\hat{\mathbf{e}}_{q1}$ ($\hat{\mathbf{e}}_{q2}$) for the TA phonons is a superposition of two orthogonal linear polarization vectors $\hat{\boldsymbol{\theta}}_q$ and $\hat{\boldsymbol{\varphi}}_q$ with a fixed

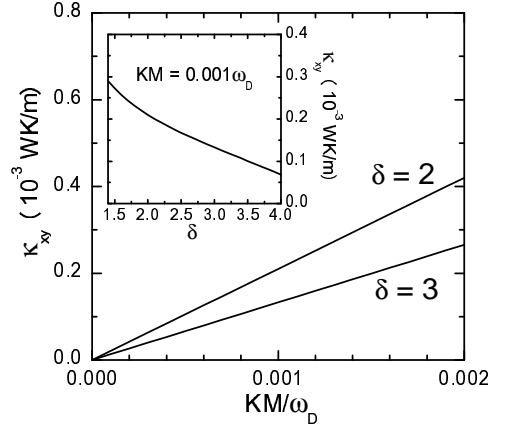


FIG. 2: Thermal Hall conductivity κ_{xy} as a function of KM/ω_D for two different values of $\delta = c_L/c_T$. Inset: κ_{xy} as a function of δ for $KM = 0.001\omega_D$. Here, $T = 5.45\text{K}$, $\hbar\omega_D = 0.05\text{eV}$ and $\nu_0 = (12\text{\AA})^3$.

phase shift 90° (-90°) between them. This indicates that the TA phonons indeed split into two circularly polarized branches upon the perturbation of the spin-lattice interaction. The standard nondegenerate perturbation theory is then applied to calculate the many-particle eigenstates of the system to the linear order in the Raman interaction. By substitution of the eigenstates into Eq. (4), we consequently obtain for the thermal Hall conductivity

$$\kappa_{xy} = \frac{\gamma k_B KM}{2\pi^2 \bar{c}_s} \left(\frac{k_B T}{\hbar} \right) \int_0^{\Theta_D/T} \frac{x}{e^x - 1} dx, \quad (9)$$

where $\gamma = (5 - \delta)(1 + \delta)^4 / [4\delta^2(9 + 18\delta^3)^{1/3}]$ with $\delta = c_L/c_T$, \bar{c}_s is the average sound speed defined by $3/\bar{c}_s^3 = (1/c_L^3 + 2/c_T^3)$ and $\Theta_D = \hbar\omega_D/k_B = (6\pi^2/\nu_0)^{1/3} \hbar \bar{c}_s/k_B$ is the Debye temperature with ν_0 the volume of a unit cell. The next-order correction to κ_{xy} will be of the order of $(KM/\omega_D)^3$, which can be expected to be extremely small.

In Fig. 2, the calculated κ_{xy} at $T = 5.45\text{K}$ is plotted as a function of KM/ω_D for two different values of δ . Here, we set $\hbar\omega_D = 0.05\text{eV}$ and $\nu_0 = (12\text{\AA})^3$, which correspond to $\Theta_D \simeq 580\text{K}$ and $\bar{c}_s \simeq 850\text{m/s}$. These are either known values for $\text{Tb}_3\text{Ga}_5\text{O}_{12}$ or typical values for rare-earth garnets with similar structures [12]. It is clear that the thermal Hall conductivity κ_{xy} is linear in the magnetization M . When the applied magnetic field B is relatively weak, M varies linearly with B , and so does κ_{xy} . We can expect that, while κ_{xy} remains linear as a function of M , it may possibly become nonlinear as a function of B at very strong magnetic field. It is worthwhile to test this prediction in experiment. In the inset of Fig. 2, κ_{xy} as a function of δ is plotted. κ_{xy} decreases with increasing δ . From Eq. (9), we see that κ_{xy} will change sign at $\delta = 5$. We notice that Eqs. (6) and (7) make comparable opposite contributions to κ_{xy} . Their competition accounts for the nontrivial dependence of κ_{xy} on δ . In most materials, the typical values of δ are around 2 [14], where κ_{xy}

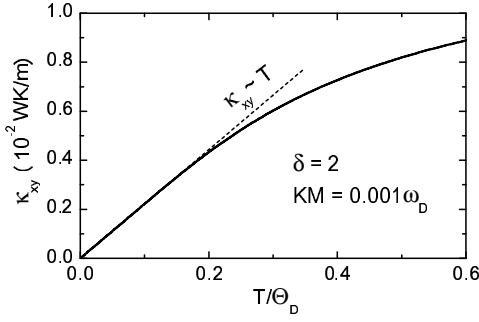


FIG. 3: κ_{xy} as a function of normalized temperature for $KM = 0.001\omega_D$ and $\delta = 2$ (solid line). Other parameters are chosen to be the same as in Fig. 2. The dashed line is a linear fit to κ_{xy} at low temperatures.

is always positive.

In Fig. 3, κ_{xy} for a fixed value of KM is shown as a function of normalized temperature T/Θ_D . At low temperatures $T \ll \Theta_D$, we can obtain from Eq. (9) $\kappa_{xy} \simeq (1.64\gamma k_B KM / 2\pi^2 \bar{c}_s)(k_B T / \hbar)$, where the numerical identity $\sum_{n \geq 1} n^{-2} \simeq 1.64$ has been used. From Fig. 3, we see that the above linear dependence of κ_{xy} on temperature is well valid for $T \lesssim 0.2\Theta_D$. From experimental point of view, it is relatively convenient to consider fixed magnetic field instead of fixed magnetization. For paramagnetic materials and relatively weak magnetic field, we may use the Curie's law $M \propto B/T$. As a result, at fixed magnetic field, κ_{xy} approaches a constant at low temperatures. At relatively high temperatures $T \gtrsim 0.2\Theta_D$, it decreases with increasing temperature.

We can show that the present theory reproduces the essential characteristics of the experimental data [4]. In the experiment [4], a constant longitudinal heat current is driven through the sample, and the temperature difference ΔT in the transverse direction across the sample is measured. Firstly, the present theory predicts $\kappa_{xy} > 0$ for typical values of δ , meaning that, if the magnetic field is along the z -axis and a heat current is driven along the x -axis, the Hall heat current will flow along the y -axis, which is consistent with the experimental relation among the sign of ΔT and the directions of the magnetic field and the driving heat current [4]. Secondly, ΔT is observed to be linear in the magnetic field B [4]. By analogy with the charge Hall effect, ΔT is proportional to the thermal Hall resistivity $r_{xy} = \kappa_{xy} / (\kappa_{xx}^2 + \kappa_{xy}^2) \simeq \kappa_{xy} / \kappa_{xx}^2$, where the longitudinal thermal conductivity κ_{xx} depends weakly on B [4]. It follows that the experimental thermal Hall conductivity $\kappa_{xy} \propto B$. In the present theory, $\kappa_{xy} \propto B$ at relatively weak magnetic field, which agrees with the experimental observation. Thirdly, if KM is taken to be about $10^{-4}\omega_D$, we see from Fig. 2 that κ_{xy} is 10^{-5} – 10^{-4} WK/m, which will be comparable to the experimental value 4.5×10^{-5} WK/m at $B = 1$ T and $T = 5.45$ K. Here,

the experimental value of κ_{xy} is deduced from the reported thermal conductivity $\kappa_{xx} = 4.5 \times 10^{-1}$ WK/m and Hall angle $\kappa_{xy}/\kappa_{xx} = 1 \times 10^{-4}$ rad T $^{-1}$ [4]. To estimate the Raman coupling strength, we can use the relation $KM = K_0 |\langle s_m \rangle|$. For the experimental material, while the average of the isospin is affected by many factors, such as the actual crystalline field and multiple paramagnetic ions in a unit cell, we may conservatively assume that the effective $|\langle s_m \rangle|$ is of the order of $0.1\hbar$ at $B = 1$ T and $T = 5.45$ K, where the Zeeman energy is already comparable to $k_B T$. Thus K_0 is estimated about $K_0 \simeq 10^{-3}\omega_D/\hbar$ or $\hbar^2 K_0 \simeq 1$ cm $^{-1}$, which can be found to be within the possible range of the Raman coupling strength in ionic insulators [7, 8].

In summary, we have developed a simple theory based upon the Raman spin-lattice interaction for the PHE, which has been shown in good agreement with the experimental data. Further investigation by including disorder effect is highly desirable. Since the PHE is similar to the AHE, we expect that the thermal Hall conductivity might be insensitive to weak disorder scattering [1].

Acknowledgment: This work is supported by ACS-PRF 41752-AC10, Research Corporation Fund CC5643, the NSF grant/DMR-0307170 (DNS), and a grant from the Robert A. Welch Foundation under the grant no. E-1146 (CST).

-
- [1] T. Jungwirth, Q. Niu and A. H. MacDonald, Phys. Rev. Lett. **88**, 207208 (2002); Z. Fang *et al.*, Science **302**, 92 (2003); F. D. M. Haldane, Phys. Rev. Lett. **93**, 206602 (2004).
 - [2] S. Murakami, N. Nagaosa, and S. C. Zhang, Science **301**, 1348 (2003); J. Sinova *et al.*, Phys. Rev. Lett. **92**, 126603 (2004).
 - [3] L. Sheng, D. N. Sheng and C. S. Ting, Phys. Rev. Lett. **94**, 016602 (2005); L. Sheng, D. N. Sheng, C. S. Ting and F. D. M. Haldane, *ibid* **95**, 136602 (2005).
 - [4] C. Strohm, G.L.J.A. Rikken and P. Wyder, Phys. Rev. Lett. **95**, 155901 (2005).
 - [5] *Condensed Matter Physics*, M. P. Marder (John Wiley & Sons, New York, 2000).
 - [6] R. Kronig, Physica **6**, 33 (1939); J. H. Van Vleck, Phys. Rev. **57**, 426 (1960); R. D. Mattuck and M. W. P. Strandberg **119**, 1204 (1960).
 - [7] R. Orbach, Proc. R. Soc. London, Ser. A **264**, 458 (1961).
 - [8] *Spin-Lattice Relaxation in Ionic Solids*, edited by A. A. Manenkov and R. Orbach (Harper & Row, New York, 1966).
 - [9] A. Abragam and B. Bleaney, *Electron Paramagnetic Resonance of Transition Ions* (Oxford U. P., London, 1970).
 - [10] T. Ray and D. K. Ray, Phys. Rev. **164**, 420 (1967).
 - [11] H. Capellmann and S. Lipinski, Z. Phys. B **83**, 199 (1991); A. S. Iosevich and H. Capellmann, Phys. Rev. B **51**, 11446 (1995).
 - [12] G. A. Slack and D. W. Liver, Phys. Rev. B **4**, 592 (1971).
 - [13] The Zeeman energy reads $H_z = -g_J \mu_B B J^z$. Obviously, the eigenstates of H_z , which will be denoted by $|\pm\rangle$, are

just the eigenstates of J^z . By definition, $J^z|\pm\rangle = \pm\xi|\pm\rangle$ with $\pm\xi$ the eigenvalues of J^z , or say, $J^z = 2\xi s_m^z/\hbar$ in the subspace spanned by the ground-state doublet. Therefore, the z -component of the magnetization $M^z = \langle g_J\mu_B J^z \rangle/\nu_0 = 2g_J\mu_B\xi\langle s_m^z \rangle/\hbar\nu_0$ with ν_0 the volume of a unit cell. Since \mathbf{M} and $\langle \mathbf{s}_m \rangle$ are both parallel to the z -axis by symmetry, we can also write $\langle \mathbf{s}_m \rangle = c\mathbf{M}$ with $c = \hbar\nu_0/2g_J\mu_B\xi$.

- [14] M. de Podesta, *Understanding the Properties of Matter* (Taylor & Francis, New York, 2002).
- [15] J. M. Luttinger, Phys. Rev. **102**, 1030 (1956).
- [16] G. D. Mahan, *Many-Particle Physics* (Plenum Press, New York, 1990).
- [17] R. J. Hardy, Phys. Rev. **132**, 168 (1963).