

Transmission through Quantum Dots: New Insight on Phase Lapses

D. I. Golosov¹ and Yuval Gefen²

¹*Racah Institute of Physics, the Hebrew University, Jerusalem 91904, Israel*

²*Dept. of Condensed Matter Physics, Weizmann Institute of Science, Rehovot 76100, Israel*

(Dated: December 2, 2024)

Measurements of the transmission phase in transport through a quantum dot embedded in an Aharonov-Bohm interferometer show systematic sequences of phase lapses separated by Coulomb peaks. Using a two-level quantum dot as an example we show that this phenomenon can be accounted for by the combined effect of asymmetric dot-lead coupling and interaction-induced "population switching" of the levels, rendering this behavior generic.

PACS numbers: PACS numbers: 73.21.La, 73.63.Kv, 73.23.Hk, 03.65.Vf

In a series of experiments by the Weizmann group, the transmission phase, Θ_{tr} , characterizing transport through a quantum dot (QD) has been systematically studied [1, 2, 3], embedding the QD in an Aharonov-Bohm interferometer[4, 5]. Arguably the most intriguing finding of these experiments has been the correlated behavior of Θ_{tr} as function of the leads' chemical potential μ (or the gate voltage): it appears to undergo a lapse (phase lapse, PL), seemingly of $-\pi$, between any two consecutive Coulomb peaks. It is clear that this effect cannot be explained within a single-particle framework[6]. Moreover, in spite of a substantial body of theoretical work (see, *e.g.*, Refs. [7, 8, 9]), some of which gained important insight on the underlying physics, no clear cut theory-experiment connection has been established as yet.

In the present Letter we revisit this problem. We do this by studying a (spinless) two-level QD, attached to two leads. We account for the difference in the couplings of level 1 and level 2 to the leads ("1-2 asymmetry") and, for the first time, probe the effect of the (generically expected) asymmetric coupling to the left and the right leads ("L-R asymmetry"). We find unexpectedly that these two asymmetries give rise to a qualitatively new behavior of $\Theta_{tr}(\mu)$, and render the appearance of PL between consecutive Coulomb peaks generic. This conclusion is in line with recent renormalisation group results for a QD with degenerate levels[10].

The minimal model for studying the phase lapse mechanism includes a two-level QD,

$$\mathcal{H}_{QD} = (E_1^{(0)} - \mu)\hat{d}_1^\dagger\hat{d}_1 + (E_2^{(0)} - \mu)\hat{d}_2^\dagger\hat{d}_2 + U\hat{d}_1^\dagger\hat{d}_2^\dagger\hat{d}_2\hat{d}_1. \quad (1)$$

Here, the operators \hat{d}_i with $i = 1, 2$ annihilate electrons on the two dot sites (with bare energies $E_i^{(0)}$, $E_2^{(0)} > E_1^{(0)}$). The QD is coupled to the two leads by the tunnelling term

$$V_T = -\frac{1}{2}\hat{d}_1^\dagger (a_L\hat{c}_{-1/2} + a_R\hat{c}_{1/2}) - \frac{1}{2}\hat{d}_2^\dagger (b_L\hat{c}_{-1/2} + b_R\hat{c}_{1/2}) + \text{h.c.} \quad (2)$$

The operators \hat{c}_j (with half-integer j) are defined on the tight-binding sites of the left and right lead (cf. Fig. 1).

We begin with summarizing the results of Ref.[11] (see also [12, 13, 14, 15]) in the case when no charging interaction is present, $U = 0$, and the value of Θ_{tr} is readily calculated (even for a larger number of dot levels). The two transmission peaks then take place near $\mu = E_i^{(0)}$; each corresponds to a smooth increase of $\Theta_{tr}(\mu)$ by π within a chemical potential range proportional to $a_L^2 + a_R^2$ for the first dot level, $b_R^2 + b_L^2$ for the second one. If the relative coupling sign, $\sigma \equiv \text{sign}(a_L a_R b_L b_R)$, equals +1 (*same-sign case*), a discontinuous PL of $\Delta\Theta_{tr} = -\pi$ (transmission zero) arises in the energy interval between the two transmission peaks, $E_1^{(0)} < \mu < E_2^{(0)}$. While this would be in qualitative agreement with the measurements, experimentally there is no way to control the coupling signs. Indeed, for the relevant case of a random (chaotic) QD, one expects close to 50 % of the adjacent pairs of dot levels to have $\sigma = -1$ (*opposite-sign case*), when no phase lapse occurs between the two corresponding level crossings. These observations [11] (and hence the difficulty in accounting for the experimentally observed correlations in Θ_{tr}) persist even when interaction is accounted for (but when $|a_L| = |a_R| = |b_L| = |b_R|$ was assumed).

Following the original idea of Ref. [16], the effects of "population switching" due to a charging interaction U in discrete spectrum QDs [Eq. (1)] were addressed both theoretically[17, 18, 19, 20, 21] and experimentally[22]. If one of the dot levels is characterized by a stronger coupling to the leads and U is sufficiently large, the two level occupancies, $n_i = \langle \hat{d}_i^\dagger \hat{d}_i \rangle$ show non-monotonic dependence on μ . A rapid "population switching"[19, 20] (which may be accompanied by the switching of positions of the two mean-field energy levels, $E_{1,2}$), takes place. The available results, however, remain incomplete in that (i) the behavior of n_i near switching (abrupt vs. continuous for different values of parameters) was not investigated, (ii) only the case of $|a_L| = |a_R|$ and $|b_L| = |b_R|$ was considered, omitting the important effects of coupling asymmetry (see, however, Ref. [10]), and (iii) the relationship between population switching and PLs was not addressed fully and correctly. The present Letter is

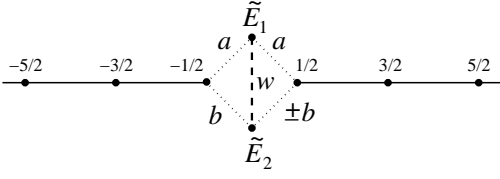


FIG. 1: The model system, composed of a wire (chain) and a two-level dot, Eqs. (2) and (3).

aimed, in part, at clarifying these issues.

We find that at sufficiently large U , including the dot-lead coupling asymmetry largely alleviates the “sign problem” as outlined above, giving rise to a phase lapse of $\Delta\Theta_{tr} = -\pi$ between the two Coulomb peaks for the overwhelming part of the phase diagram at both $\sigma = 1$ and $\sigma = -1$. This is a result of an effective renormalization of the coupling sign, $\sigma = -1$ to $\sigma = 1$, due to the interaction. As some asymmetry of individual level coupling is generally expected in experimental realizations of QDs, this novel phase-lapse mechanism appears relevant for understanding the experimental data. Furthermore, we consider the implications of interaction-induced “population switching” [16, 17] for the transmission phase. We show that, under certain conditions (“abrupt” switching), this leads to a modification of phase-lapse value ($|\Delta\Theta_{tr}| < \pi$). Once fluctuations (omitted in the present mean-field treatment) are taken into account, this result may translate into a more complex behavior in the vicinity of the phase lapse.

The analysis of the full four-dimensional space of all values of $a_{L,R}$ and $b_{L,R}$ proves too cumbersome and perhaps redundant. Rather, we find it expedient to investigate a suitable 3D subspace, which is defined by a constraint, $b_R^2 - b_L^2 = a_L^2 - a_R^2$. Then there exists a unitary transformation of the two dot operators, $\hat{d}_{1,2} \rightarrow \tilde{d}_{1,2}$, changing the coefficients in Eq. (2) in such a way that $\tilde{a}_L = \tilde{a}_R \equiv a$, $\tilde{b}_L = \tilde{\sigma} b_R \equiv b$ with $\tilde{\sigma} = -1$ (the $\tilde{\sigma} = 1$ case corresponds to the same-sign symmetric original coupling: $a_L = a_R$, $b_L = b_R$). The transformation also affects the form of the first two terms on the r. h. s. of Eq. (1), which now read

$$(\tilde{E}_1^{(0)} - \mu)\tilde{d}_1^\dagger\tilde{d}_1 + (\tilde{E}_2^{(0)} - \mu)\tilde{d}_2^\dagger\tilde{d}_2 - \frac{w_0}{2}(\tilde{d}_1^\dagger\tilde{d}_2 + \tilde{d}_2^\dagger\tilde{d}_1). \quad (3)$$

The coefficients $\tilde{E}_{1,2}^{(0)}$ and w_0 can be formally thought of as the bare “site energies” and “intra-dot hopping” of a QD depicted in Fig. 1, and are related to the level energies [cf. Eq. (1)] by $2E_{1,2}^{(0)} = (\tilde{E}_1^{(0)} + \tilde{E}_2^{(0)}) \mp [(\tilde{E}_1^{(0)} - \tilde{E}_2^{(0)})^2 + w_0^2]^{1/2}$. Our analysis will be carried out in terms of this new QD with $\tilde{\sigma} = \pm 1$. For the $\tilde{\sigma} = -1$ case, w_0 is actually a measure of (left-right) asymmetry in the coupling of the original QD levels, $E_{1,2}^{(0)}$, to the two leads.

Our calculation consists of the following steps: (i) mean

field decoupling of the interaction term in 1; (ii) obtaining an effective single particle Hamiltonian in terms of the averages $\langle \tilde{d}_i^\dagger \tilde{d}_j \rangle$; (iii) expressing Θ_{tr} in terms of the parameters of that Hamiltonian; (iv) expressing $\langle \tilde{d}_i^\dagger \tilde{d}_j \rangle$ in terms of Θ_{tr} employing the Lifshits–Krein trace formalism; (v) solving self-consistently the resultant equations for $\langle \tilde{d}_i^\dagger \tilde{d}_j \rangle$; (vi) obtaining explicit results for Θ_{tr} .

(i) *Mean field decoupling* reads

$$\tilde{d}_1^\dagger \tilde{d}_2^\dagger \tilde{d}_2 \tilde{d}_1 \rightarrow \tilde{d}_1^\dagger \tilde{d}_1 \langle \tilde{d}_2^\dagger \tilde{d}_2 \rangle + \tilde{d}_2^\dagger \tilde{d}_2 \langle \tilde{d}_1^\dagger \tilde{d}_1 \rangle - \langle \tilde{d}_1^\dagger \tilde{d}_1 \rangle \langle \tilde{d}_2^\dagger \tilde{d}_2 \rangle - \langle \tilde{d}_1^\dagger \tilde{d}_2 \rangle \langle \tilde{d}_2^\dagger \tilde{d}_1 \rangle - \tilde{d}_2^\dagger \tilde{d}_1 \langle \tilde{d}_1^\dagger \tilde{d}_2 \rangle + |\langle \tilde{d}_1^\dagger \tilde{d}_2 \rangle|^2. \quad (4)$$

We verified that the results of our mean-field scheme are independent on the basis (of the two dot states) in which the decoupling is carried out. In the case of asymmetric coupling, it is important to keep the off-diagonal (“excitonic”) average values in the above expression, e.g. $\langle \tilde{d}_2^\dagger \tilde{d}_1 \rangle$. Owing to a cancellation between virtual hopping paths between the two QD sites, these averages vanish in the $\tilde{\sigma} = -1$ symmetric case of $w_0 = 0$ (corresponding to $a_L = a_R$, $b_L = -b_R$) [19, 20]. However, this does not occur generally, nor indeed in the same-sign symmetric case, leading to difficulties noted in Ref. [20].

(ii) Substituting Eqs. (4-3) into (1) is tantamount to mapping of the original model onto an *effective non-interacting model* with the Hamiltonian given by Eq. (2) and the mean-field dot term,

$$\mathcal{H}_d^{MF} = (\tilde{E}_1 - \mu)\tilde{d}_1^\dagger\tilde{d}_1 + (\tilde{E}_2 - \mu)\tilde{d}_2^\dagger\tilde{d}_2 - \frac{w}{2}(\tilde{d}_1^\dagger\tilde{d}_2 + \tilde{d}_2^\dagger\tilde{d}_1). \quad (5)$$

The self-consistency conditions take the form of three coupled mean-field equations,

$$\begin{aligned} \tilde{E}_1 &= \tilde{E}_1^{(0)} + U \langle \tilde{d}_2^\dagger \tilde{d}_2 \rangle, & \tilde{E}_2 &= \tilde{E}_2^{(0)} + U \langle \tilde{d}_1^\dagger \tilde{d}_1 \rangle, \\ w &= w_0 + 2U \langle \tilde{d}_1^\dagger \tilde{d}_2 \rangle. \end{aligned} \quad (6)$$

(iii) For the effective single-particle model (5) one can readily *compute the transmission phase*, $\Theta_{tr}(\epsilon)$.

(iv) The quantum mechanical *average values* in Eqs. (6-7) are given by derivatives

$$\langle \tilde{d}_{1,2}^\dagger \tilde{d}_{1,2} \rangle = \partial \Omega_{MF} / \partial \tilde{E}_{1,2}, \quad \langle \tilde{d}_1^\dagger \tilde{d}_2 \rangle = -\partial \Omega_{MF} / \partial w \quad (8)$$

of the thermodynamic potential of the effective system. The latter is evaluated exactly with the help of the Lifshits–Krein trace formula [23],

$$\Omega_{MF} = \Omega_0 + \int_{-t}^{\mu} \xi(\epsilon) d\epsilon. \quad (9)$$

Here, Ω_0 is the combined potential of a disconnected system comprising a dot [Eq. (5)] and a wire,

$$\mathcal{H}_w = -\frac{t}{2} \sum_j (\hat{c}_j^\dagger \hat{c}_{j+1} + \hat{c}_{j+1}^\dagger \hat{c}_j) - \mu \sum_j \hat{c}_j^\dagger \hat{c}_j. \quad (10)$$

The spectral shift function ξ is defined by its relationship, $d\xi/d\epsilon = -\delta\nu(\epsilon)$, to the change of the total density of states of this system due to a local perturbation,

$$V = V_T + \frac{t}{2} \left(\hat{c}_{1/2}^\dagger \hat{c}_{-1/2} + \hat{c}_{-1/2}^\dagger \hat{c}_{1/2} \right). \quad (11)$$

In Eq. (11), the second term on the r.h. s. corresponds to cutting the link between sites $j = -1/2$ and $j = 1/2$ of the wire. The two resulting leads are coupled to the QD by V_T [Eq. (2)]. Since for a wire of a finite length L , ξ is related to the shifts of (discrete) energy levels under the effect of V , it is easy [24] to express ξ in terms of Θ_{tr} , viz. $\xi = -\Theta_{tr}/\pi + m(\epsilon)$. The integer-valued function m should be chosen to satisfy the requirement[23] for $\xi(\epsilon)$ to vanish continuously with decreasing strength of the perturbation (*e.g.*, αV with $\alpha \rightarrow 0$). We find that the value of m changes by $+1$ at $\epsilon = E_{1,2}$ [eigenvalues of \mathcal{H}_d^{MF} , Eq.(5)], and by -1 at the transmission zero. For $\tilde{\sigma} = -1$ we obtain (in the units where $t = 1$):

$$\langle \tilde{d}_1^\dagger \tilde{d}_1 \rangle = \int_{-1}^{\mu} \sqrt{1 - \epsilon^2} X(\epsilon) d\epsilon \times \quad (12)$$

$$\times \left[a^2 b^4 (1 - \epsilon^2) + a^2 (\tilde{E}_2 - \epsilon + b^2 \epsilon)^2 + \frac{b^2 w^2}{4} \right],$$

$$\langle \tilde{d}_2^\dagger \tilde{d}_2 \rangle = \int_{-1}^{\mu} \sqrt{1 - \epsilon^2} X(\epsilon) d\epsilon \times \quad (13)$$

$$\times \left[a^4 b^2 (1 - \epsilon^2) + b^2 (\tilde{E}_1 - \epsilon + a^2 \epsilon)^2 + \frac{a^2 w^2}{4} \right],$$

$$\langle \tilde{d}_1^\dagger \tilde{d}_2 \rangle = \frac{w}{2} \int_{-1}^{\mu} \sqrt{1 - \epsilon^2} X(\epsilon) d\epsilon \times \quad (14)$$

$$\times \left[a^2 (\tilde{E}_2 - \epsilon) + b^2 (\tilde{E}_1 - \epsilon) + 2a^2 b^2 \epsilon \right],$$

$$\frac{1}{\pi X(\epsilon)} = (1 - \epsilon^2) \left[a^2 (\tilde{E}_2 - \epsilon) + b^2 (\tilde{E}_1 - \epsilon) + 2a^2 b^2 \epsilon \right]^2 + \left[(\tilde{E}_1 - \epsilon + a^2 \epsilon) (\tilde{E}_2 - \epsilon + b^2 \epsilon) - (1 - \epsilon^2) a^2 b^2 - \frac{1}{4} w^2 \right]^2.$$

Similar expressions are obtained also for the $\tilde{\sigma} = 1$ case.

We now *solve* equations (6-7) numerically (v), and substitute the resulting values of $E_{1,2}$ and w into the expression for Θ_{tr} to get the *transmission phase* (vi).

The results are summarized in the phase diagram, Fig. 2. The left-hand part corresponds to $\tilde{\sigma} = 1$, whereas the $\tilde{\sigma} = -1$ case (when the results do not depend on the sign of w_0) is shown on the right. The bold line marks the boundary between continuous (phases 1-2) and discontinuous (see below) regimes of dependence of the effective QD parameters on μ . Within each regime, different phases are identified according to the magnitude and location of PL(s) with respect to the transmission peaks (Fig. 2, table). It should be noted that in the $\tilde{\sigma} = -1$ case the latter are given by $\mu_{1,2} = (\tilde{E}_1 + \tilde{E}_2)/2 \mp \frac{1}{2} [(\tilde{E}_1 - \tilde{E}_2)^2 + w^2 + 4a^2 b^2 / t^2]^{1/2}$, and

are slightly shifted with respect to mean field dot levels, $E_{1,2}$. In the table, we denote transmission peaks by $E_{1,2}$ irrespective of the sign of $\tilde{\sigma}$ in order to keep the notation uniform. Typical dependence of Θ_{tr} on μ for each phase is shown in Fig. 3.

In the continuous-evolution part, phase 1 (phase 2), which occupies a large (small) area of the phase space, corresponds to the case when the phase lapse of $-\pi$, associated with the transmission zero, lies within (outside) the interval of values of μ between the two transmission peaks. It should be noted that the right-hand, $\tilde{\sigma} = -1$, side is expected to be representative of both opposite- and same-sign cases ($\sigma = \pm 1$), provided that the left-right asymmetry is sufficiently strong (large w_0). This is illustrated by the thin solid line, above (below) which coupling signs for the two bare dot levels $E_{1,2}^{(0)}$ become the same, $\sigma = 1$ (opposite, $\sigma = -1$). Once the interaction effects are taken into account, one sees that phase 1 extends also far below this line, which is indicative of the effective change of the coupling sign (due in turn to the interaction-induced enhancement of w).

The discontinuous behavior is associated with the presence of multiple solutions of the mean field equations (6-7) within a range of values of μ , which is illustrated by a “fold” (bold solid and dashed lines) on the schematic $E_1(\mu) - \mu$ plots in Fig. 3. We find that if a system formally is allowed to follow such a multiple-valued solution from left to right, the value of Θ_{tr} increases monotonously, and suffers a PL of $-\pi$ at some point (marked by a circle). In reality, thermodynamics dictates that the full thermodynamic potential $\Omega = \Omega_{MF} - U \langle d_1^\dagger d_1 \rangle \langle d_2^\dagger d_2 \rangle + U \langle d_1^\dagger d_2 \rangle^2$ [cf. Eq. (9)] should be minimized to identify the stable solution, resulting in a “jump” (vertical line), which in turn is associated with a positive increase of Θ_{tr} by a fraction of π , giving rise to a second “PL” (phases 4,6). If the transmission zero lies in the thermodynamically unstable part of the solution (bold dashed line; phases 3,5,7), the PL of $-\pi$ should be added to this positive increase of Θ_{tr} , giving rise to a single “renormalized” PL. Finally, one of the transmission peaks may be located within the unstable region (phases 5,6) with a result that the plot of $\Theta_{tr}(\mu)$ does not have a corresponding inflection point, which is replaced by a PL.

In summary, we have presented here a generic mechanism for the appearance of phase lapses between Coulomb blockade peaks. These PLs may be renormalized by a discontinuous “population switching”. Experimentally it would be interesting to correlate the latter with the former by simultaneously measuring dot occupancy (employing a quantum point contact), and transmission phase. Theoretically, going beyond a mean field analysis is needed to determine the importance of quantum fluctuations.

The authors thank R. Berkovits, M. Heiblum, I. V. Lerner, V. Meden, and Y. Oreg for enlightening discus-

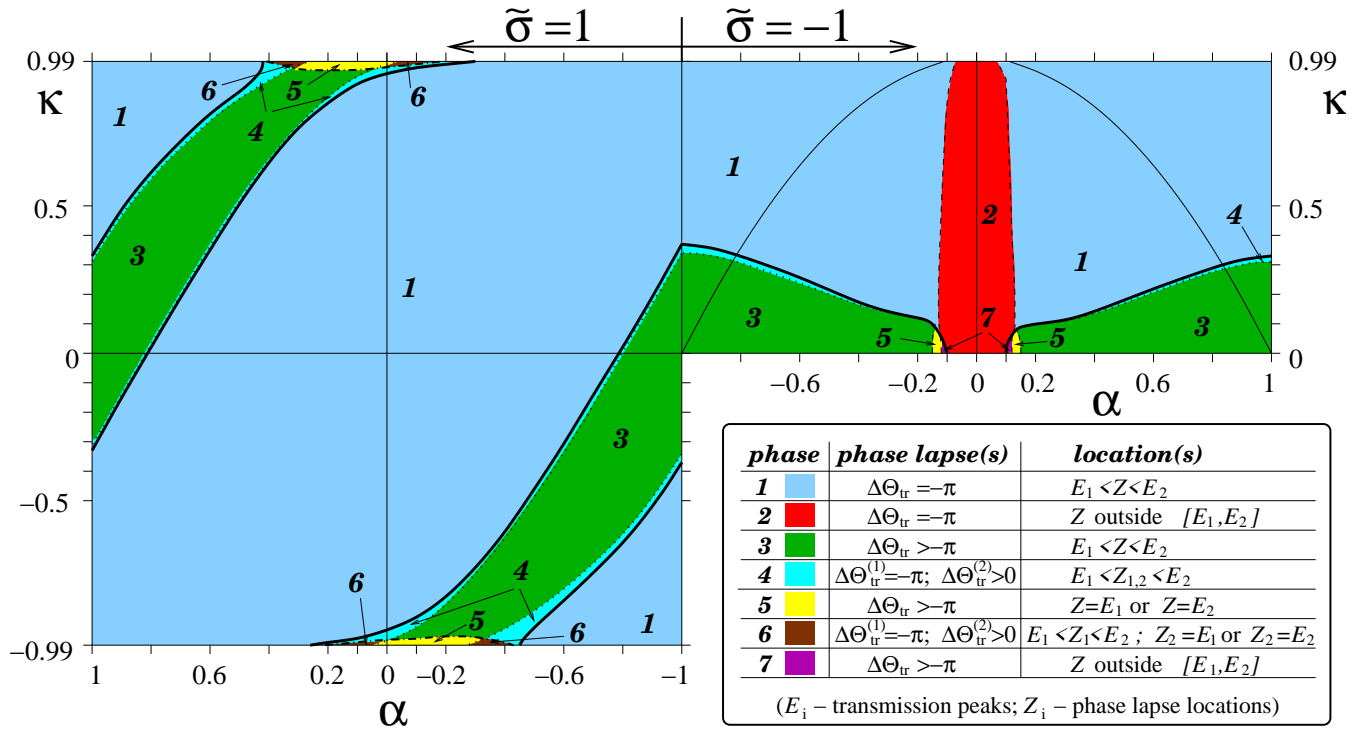


FIG. 2: (color) The “phase diagram” of a two-level QD with $\tilde{a}_L = \tilde{a}_R = a$, $\tilde{b}_L = \tilde{\sigma}\tilde{b}_R = b$. The parameters are $U = 0.1t$, $\tilde{E}_1^{(0)} = 0$, $\tilde{E}_2^{(0)} = 0.004t$, and $\sqrt{a^2 + b^2} = 0.125t$. The axes represent the 1-2 level asymmetry, $\alpha = (|a| - |b|)/\sqrt{a^2 + b^2}$, and the dimensionless intra-dot hopping, $\kappa = w_0/[(\tilde{E}_1^{(0)} - \tilde{E}_2^{(0)})^2 + w_0^2]^{1/2}$. Properties of different phases are summarized in the table. At $U \leq 0.04t$, the border of discontinuous-evolution region (bold line) does not meet the boundary between phases 1 and 2.

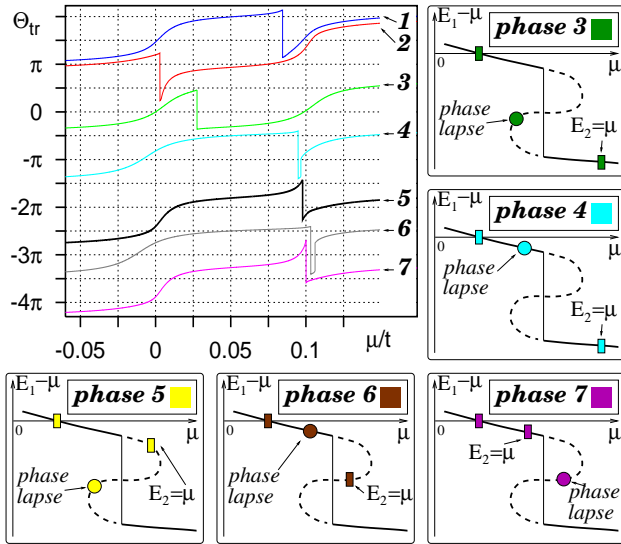


FIG. 3: (color) Typical behavior of $\Theta_{tr}(\mu)$ in different phases (top left; plots shifted for convenience). Relative positions of transmission peaks (boxes) and the $-\pi$ -PLs (circles) in phases 3-7 are clarified by the five schematic plots of $E_1 - \mu$ around the multiple-solution region (absent for phases 1-2). Solid and dashed lines correspond to stable and unstable solutions. The abrupt “switching” of solutions (vertical solid line) may either renormalize the PL (when the $-\pi$ -lapse lies in the unstable region) or result in a positive jump of Θ_{tr} .

sions. This work was supported by the ISF (grant No. 193/02-1 and the Centers of Excellence Program), by the EC RTN Spintronics, the BSF (grants # 2004162 and # 703296), and by the Israeli Ministry of Absorption. YG was also supported by an EPSRC fellowship.

- [1] A. Yacoby *et al.*, Phys. Rev. Lett., **74**, 4047 (1995).
- [2] R. Schuster *et al.*, Nature **385**, 417 (1997).
- [3] Avinun-Kalish M. *et al.*, Nature **436**, 529 (2005).
- [4] O. Entin-Wohlman, C Hartzstein, and Y. Imry, Phys. Rev. **B34**, 921 (1986).
- [5] Y. Gefen, Y. Imry, and M. Ya. Azbel’, Phys. Rev. Lett. **52**, 129 (1984).
- [6] R. Berkovits, Y. Gefen, and O. Entin-Wohlman, Phil. Mag. **B77**, 1123 (1998).
- [7] Y. Gefen in: *Quantum Interferometry with Electrons: Outstanding Challenges*, I. V. Lerner *et al.*, eds. (Kluwer, Dordrecht, 2002), p.13.
- [8] G. Hackenbroich, W. D. Heiss, and H. A. Weidenmüller, Phil. Mag. **B77**, 1255 (1998).
- [9] A. Aharony, O. Entin-Wohlman, and Y. Imry, Phys. Rev. Lett. **90**, 156802 (2003).
- [10] V. Meden and F. Marquardt, preprint cond-mat/0510686.
- [11] A. Silva, Y. Oreg, and Y. Gefen, Phys. Rev. **B66**, 195316 (2002).

- [12] Y. Oreg and Y. Gefen, Phys. Rev. **B55**, 13726 (1997).
- [13] H. A. Weidenmüller, Phys. Rev. **B65**, 245322 (2002).
- [14] T.-S. Kim and S. Hershfield, *ibid.* **B67**, 235330 (2003).
- [15] T. Taniguchi and M. Büttiker, *ibid.* **B60**, 13814 (1999); A. Levy Yeyati and M. Büttiker, *ibid.* **B62**, 7307 (2000).
- [16] P. G. Silvestrov and Y. Imry, Phys. Rev. Lett. **85**, 2565 (2000).
- [17] G. Hackenbroich, W. D. Heiss, and H. A. Weidenmüller, Phys. Rev. Lett. **79**, 127 (1997); R. Baltin, Y. Gefen, G. Hackenbroich, and H. A. Weidenmüller, Eur. J. Phys. **B10**, 119 (1999).
- [18] R. Berkovits, F. von Oppen, and Y. Gefen, Phys. Rev. Lett. **94**, 076802 (2005).
- [19] J. König and Y. Gefen, Phys. Rev. **B71**, 201308 (2005).
- [20] M. Sindel *et al.*, *ibid.* **B72**, 125316 (2005).
- [21] C. A. Büsser *et al.*, Phys. Rev. **B70**, 245303 (2004).
- [22] See, *e.g.*, S. Lindemann *et al.*, *ibid.* **B66**, 161312 (2002); A.C. Johnson *et al.*, Phys. Rev. Lett. **93**, 106803 (2004); K. Kobayashi *et al.*, Phys. Rev. **B70**, 035319 (2004).
- [23] I. M. Lifshits, Usp. Mat. Nauk **7**, No. 1, 171 (1952)(*in Russian*); I. M. Lifshits, S. A. Gredeskul, and L. A. Pastur, *Introduction to the Theory of Disordered Systems* (J. Wiley & Sons, New York, 1988), Chapt. 5.; M. G. Krein, *Topics in Differential Equations and Operator Theory* (Birkhäuser, Basel, 1983), pp. 107-172.
- [24] Cf. P. W. Anderson and P. A. Lee, Progr. Theor. Phys. Suppl. **69**, 212 (1980).