

Spin Correlations and Finite-Size Effects in the One-dimensional Kondo Box

Thomas Hand, Johann Kroha and Hartmut Monien

Physikalisches Institut, Universität Bonn, Nussallee 12, 53115 Bonn, Germany

(Dated: October 5, 2018)

We analyze the Kondo effect of a magnetic impurity attached to an ultrasmall metallic wire using the density matrix renormalization group. The spatial spin correlation function and the impurity spectral density are computed for system sizes of up to $L = 511$ sites, covering the crossover from $L < \ell_K$ to $L > \ell_K$, with ℓ_K the spin screening length. We establish a proportionality between the weight of the Kondo resonance and ℓ_K as function of L . This suggests a spectroscopic way of detecting the Kondo cloud.

PACS numbers: 72.15.Qm, 73.63.-b, 73.63.Kv 73.63.Rt

Scanning tunneling techniques have recently allowed to observe the Kondo effect of a magnetic atom in an ultrasmall metallic box [1], possibly providing a direct probe of the long sought-after Kondo screening cloud. The Kondo effect is characterized by a narrow resonance of width $\sim T_K$, the Kondo temperature, at the Fermi energy ε_F [2]. It is intimately related to the formation of a many-body singlet state, comprised of the impurity spin and a cloud of surrounding, spin-correlated electrons, the so-called Kondo spin screening cloud. Its spatial extent is vital for the coupling between neighboring Kondo impurities in a metal and, hence, is at the heart of spatial magnetic correlations and ordering transitions in Kondo and Anderson lattices and also in Hubbard or $t - J$ systems, which exhibit local Kondo physics, as has been demonstrated by the dynamical mean field theory (DMFT) treatment of the problem [3]. However, while the spectral and thermodynamic features of Kondo impurities have been well understood [2], the structure of the Kondo cloud has remained controversial for a long time. Researchers have been looking intensively for ways of observing the Kondo cloud. These include the Knight shift [4] and recently theoretical investigations of the persistent current [5] or the conductance [6] in mesoscopic Kondo systems. For about 25 years it was generally believed, and in the 1990s supported by scaling arguments [7], that the Kondo cloud is characterized by a single length scale, $\xi_K = \hbar v_F / T_K$. It is the spin coherence length, i.e. the distance traveled by a scattered electron with Fermi velocity v_F , until the impurity spin (whose lifetime is \hbar / T_K) flips. Although ξ_K can reach almost macroscopic values ($\xi_K \approx 10^3 k_F^{-1}$ for $T_K = 1$ K, k_F being the Fermi wave number), it has never been observed in experiments.

Only recently it was realized that another length scale, ℓ_K , arises in a d -dimensional Kondo system, if all conduction electron states couple equally to the impurity spin [8]. It is the length of a finite-size conduction electron sea, the “Kondo box”, which is so small that its level spacing Δ is comparable to T_K of the bulk system and

cuts off the logarithmic Kondo correlations. Therefore, a box of length ℓ_K sustains just one conduction electron state within the Kondo scale T_K to form the Kondo singlet [9], i.e. ℓ_K is the size of the Kondo cloud, the Kondo screening length. Equating $\Delta = T_K$, with Δ the inverse of the typical density of states (DOS) in a box of size ℓ_K , $N(\ell_K) = (\ell_K / 2\pi)^d S_d k_F^{d-1} / (\hbar v_F)$, yields,

$$\ell_K = 2\pi (\xi_K / S_d k_F^{d-1})^{1/d}, \quad (1)$$

with S_d the surface of the d -dimensional unit sphere [8]. Hence, ℓ_K is an intermediate length scale, which for $d \geq 2$ can be substantially smaller than the coherence length, $1/k_F < \ell_K < \xi_K$, and $\ell_K \approx \xi_K$ only in effectively 1D systems. Another length scale, ℓ_{RKKY} , would arise in dilute Kondo systems as the one when the RKKY coupling between neighboring impurities equals T_K , $\ell_{RKKY} = [JN(k_F^{-1})]^{1/d} \ell_K < \ell_K$ [9], where $JN(k_F^{-1})$ is the dimensionless spin coupling. The different physical meaning of ξ_K and ℓ_K should be kept in mind for the design of related experiments. For example, experiments to detect the Kondo cloud via finite system size, like those proposed in Refs. [5, 6], probe ℓ_K rather than ξ_K . These experiments should be performed on 1D wires in order for ℓ_K to be in an experimentally accessible range. 1D Kondo boxes have up to now been realized as ultrashort Carbon nanotubes [1], which, however, do not easily permit persistent [5] or transport [6] current measurements.

In this work we show numerical evidence that the Kondo cloud can be detected via spectroscopy of the Kondo resonance in a 1D Kondo box. To that end we establish a non-trivial proportionality between the Kondo spectral weight and the spin screening length as function of system size, using large-scale density matrix renormalization group (DMRG) calculations [13, 17]. The systems considered here are 1D in the sense that the magnetic impurity is side-coupled to a finite chain of atoms only at a *single* site x_0 of the chain. This is different from the ultrasmall boxes considered in Refs. [8, 14], where the effective hybridization was the same for all states in the box. The latter systems may have been realized most re-

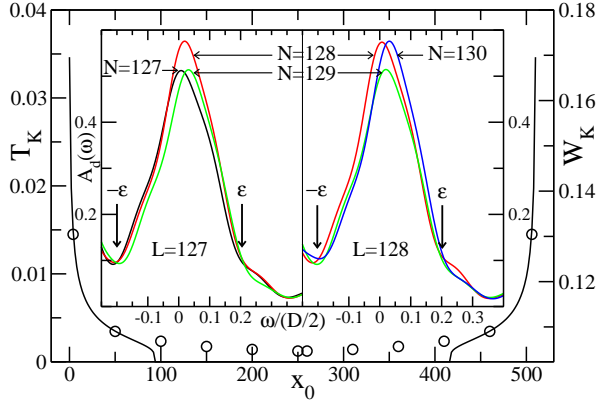


FIG. 1: (Color online) Finite-size and even/odd effects in the 1D Kondo box. Solid line: T_K as a function of impurity position x_0 for $L = 511$, $N = 512$, $V = 0.35$ and open boundary conditions, as obtained from Eq. (3). Open circles: Weight of the Kondo peak, W_K , as defined in the text and in the inset. The results shown are for even x_0 only (see text). The inset shows the Kondo peak for $V = 0.35$, $x_0 = 4$ and for various successive values of L and N .

cently in molecules [15]. As a result of the local coupling we observe strong mesoscopic variations of T_K and of the spectral features. We analyze, under which mesoscopic conditions the above-mentioned proportionality prevails.

The Hamiltonian for an Anderson impurity with local energy ε_d and on-site Coulomb repulsion U , side-coupled via the hybridization matrix element V to the site x_0 on a 1D chain of L sites, reads,

$$H = H_{ch} + \varepsilon_d \sum_{\sigma} d_{\sigma}^{\dagger} d_{\sigma} + V \sum_{\sigma} [c_{x_0\sigma}^{\dagger} d_{\sigma} + H.c.] + U d_{\uparrow}^{\dagger} d_{\uparrow} d_{\downarrow}^{\dagger} d_{\downarrow}, \quad (2)$$

where $H_{ch} = -t \sum_{\langle i,j \rangle, \sigma} c_{i\sigma}^{\dagger} c_{j\sigma}$, $i, j = 0, \dots, L-1$, is the free chain Hamiltonian with nearest-neighbor hopping $t > 0$. For the evaluations we choose the total electron number N near half bandfilling ($N = L \pm 2$, $\varepsilon_F \approx 0$) and use generic parameters for the model in the Kondo regime, $\varepsilon_d = -0.55$, $U = 5$, and V as indicated where appropriate. All energies are given in units of the half bandwidth $D = 2t$. The Kondo spin coupling is given by $J = V^2[1/|\varepsilon_d| + 1/(\varepsilon_d + U)]$.

T_K in finite systems. As mentioned above, for this realistic model one expects large finite-size effects, because the effective impurity-chain coupling, which governs the low-energy Kondo physics, depends on the amplitudes of the free-electron eigenfunctions of the chain, $\Psi_k(x_0)$, at the position x_0 . The Kondo scale T_K is defined as the temperature T at which the 2nd order contribution to the spin scattering T-matrix equals the 1st order [2], a condition which in the finite system reads,

$$-2J \sum_k \frac{|\Psi_k(x_0)|^2}{\varepsilon_k - \varepsilon_F} \frac{1}{e^{-(\varepsilon_k - \varepsilon_F)/T_K} + 1} = 1, \quad (3)$$

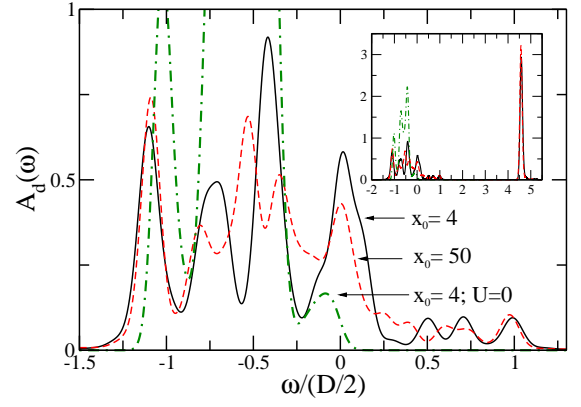


FIG. 2: (Color online) The impurity spectral density $A_d(\omega)$ for $L = 127$, $N = 128$, $V = 0.35$ and two different x_0 ; $\eta = 0.05$. Comparison with the non-interacting spectrum ($U = 0$) exhibits the Kondo enhancement of the peak near $\varepsilon_F = 0$. The inset shows the upper Hubbard peak near $\omega = \varepsilon_d + U$.

with ε_k the levels of the free chain. It is seen that T_K itself depends on the impurity position x_0 [10, 11] and on the system size L as well. The strong x_0 dependence of $T_K(x_0)$ shown in Fig. 1 is due to the increase of the 1D local DOS towards the ends of a chain with open boundary conditions [12]. If x_0 is too close to the center of the chain (e.g. $|x_0/L - 1/2| \lesssim 160$ in Fig. 1), the log contributions in Eq. (3) are cut off by the level spacing of the finite system *before* the breakdown of perturbation theory, so that the system stays in the perturbative regime for all temperatures, i.e. $T_K = 0$ (Fig. 1). Hence, in an ultrasmall system the expressions for ℓ_K and ξ_K discussed above can, at best, serve to obtain typical values for these quantities. We find that the width of the Kondo resonance for various ε_d , U , V resembles roughly T_K of Eq. (3), however obscured by the discreteness of the box spectrum. Detecting the Kondo cloud by varying the system size then becomes a nontrivial task, since ℓ_K itself depends on L . Detailed numerical calculations are, therefore, needed in order to incorporate these finite size effects and to extract the universal features that persist under these conditions.

Numerical method and testing. Applying an efficient DMRG code [16] to the model Eq. (2), we have computed the (retarded) impurity Green's function and the equal-time spin correlation function at $T = 0$,

$$G_{d\sigma}(\omega) = \langle 0 | \left[d_{\sigma} \frac{1}{E + i\eta - H} d_{\sigma}^{\dagger} + d_{\sigma}^{\dagger} \frac{1}{E + i\eta - H} d_{\sigma} \right] | 0 \rangle \quad (4)$$

$$K(r) = \langle 0 | S_i^z S_x^z | 0 \rangle - \langle 0 | S_i^z | 0 \rangle \langle 0 | S_x^z | 0 \rangle, \quad (5)$$

respectively, for system sizes of up to $L = 511$. Here ω is the single-particle excitation energy relative to the many-body ground state energy E_0 , $E = \omega + E_0$. $|0\rangle$ the DMRG many-body ground state and S_i^z , S_x^z the z-components of the spin-1/2 operators on the impurity

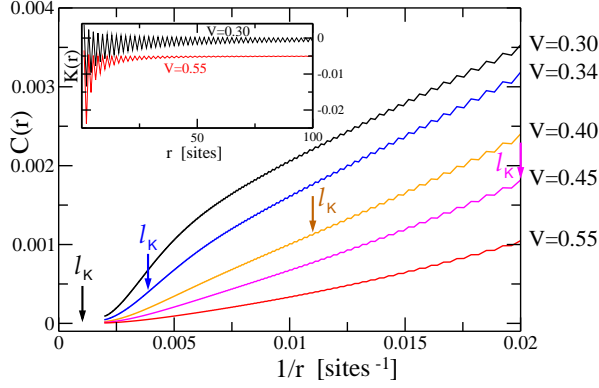


FIG. 3: (Color online) The average $C(r)$ of the spin correlation function $K(r)$ is shown as function of $1/r$ for $L = 511$, $N = 512$ and various hybridization strengths V ; $r = x - x_0$, $x_0 = 4$. Inset: $K(r)$ showing RKKY oscillations. The $V = 0.55$ curve is offset by -0.005 for clarity.

and on chain site x , $r = x - x_0$, respectively. The impurity spectral density is $A_{d\sigma}(\omega) = -\frac{1}{\pi} \text{Im} G_{d\sigma}(\omega)$. Open boundary conditions are applied to facilitate convergence of the DMRG algorithm. They also appear appropriate for a wire (weakly) coupled to leads. For the dynamical quantities we have used both the correction vector (CV) method [17], and the Lanczos method (LM) [18]. For the CV method, $m = 200$ basis states were retained in each DMRG iteration, which proved sufficient to compute the residue of the CV $(\omega + i\eta - H)^{-1} d_\sigma^\dagger |0\rangle$ with a precision of 10^{-8} for each ω . For the LM we used 3 to 5 target states, kept ($m = 2600$) basis states and carried out 200 Lanczos steps to build the Krylov subspace. The comparison of the two methods for L up to 128 yields excellent agreement (better than 0.1 per cent) for $\omega \lesssim T_K$ and still good agreement (better than 10 per cent) even for the highest $|\omega| \approx D$, where the LM becomes inaccurate. Scaling up the system size from $L = 128$ to $L' = 511$ reduces the frequency range where Lanczos is accurate by a factor L/L' , which was satisfactory for the calculations in the Kondo regime. For the largest systems ($L = 511$) we, therefore, used the numerically less demanding LM.

Note that all DMRG calculations are done in the canonical ensemble with fixed electron number N and fixed total spin S , whereas experimental systems are usually coupled to a particle reservoir. Life-time effects of N and S are included as a Lorentzian (for the CV method) or Gaussian (for the LM) broadening η of the energy levels, with $\eta = 0.05$ below. x_0 is chosen near the end of the chain, where T_K is large enough (see above and Fig. 1) so that we can sweep through the crossover from $\Delta > T_K$ to $\Delta < T_K$. Furthermore we choose x_0 to be even, because on all odd sites the chain wave function at $\varepsilon_F = 0$ has a node, so that for small L ($\Delta > T_K$) the impurity would be decoupled.

Results. The $T = 0$ impurity spectrum $A_{d\sigma}(\omega)$ shown in Fig. 2 exhibits a rich multiple peak structure even in

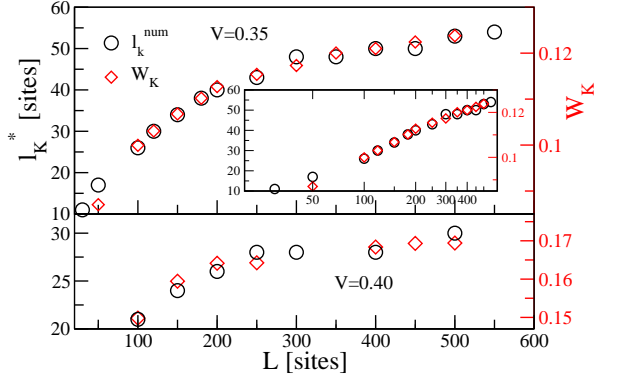


FIG. 4: (Color online) The weight of the Kondo resonance W_K and the numerically determined screening length ℓ_K^* as function of size L for $x_0 = 4$ and $N = L + 1$, N odd.

the single-particle spectral weight near $\omega \approx \varepsilon_d$, induced by the discrete local conduction electron spectrum even for the largest L , when the impurity is placed close to the boundary. The Kondo peak is identified in Fig. 2 as the one near $\omega = 0$ through its systematically increasing weight as the interaction U is switched on, as L is increased (Fig. 4), or as T_K is increased by moving the impurity from $x_0 = 50$ to $x_0 = 4$ (see also Fig. 1). The latter would correspond to decreasing T [8] in a temperature dependent measurement. For the local impurity coupling V in Eq. (2) we find that the particle number parity effect in the *position* of the spectral features (1 or 2 peaks within $|\omega| \lesssim T_K$) is essentially washed out by finite-size irregularities of the local conduction electron spectrum even for small level broadening η (not shown), in contrast to the pronounced even/odd characteristics predicted for equal coupling to all conduction states [8]. However, the even/odd effect is seen in the inset of Fig. 1 as an enhancement of the Kondo peak for even as compared to odd N for fixed system size L .

The impurity-conduction electron spin correlation function $K(r)$, as computed from Eq. (5), is shown in the inset of Fig. 3. It displays RKKY oscillations with period $\lambda_{\text{RKKY}} = \pi/k_F = 2a$ (a = lattice constant), Its overall weight yields $s^{-2} \sum_r K(r) = -n_d$, with n_d the total impurity occupation number, confirming complete screening of the impurity spin, $s = 1/2$. The average $C(r) = (K(r) + K(r+1))/2$ measures the spin content in the Kondo cloud at distance r , while $\Delta K(r) = |K(r) - K(r+1)|/2$ is the amplitude of the RKKY oscillations. $C(r)$ is shown in Fig. 3, together with the respective ℓ_K as calculated from Eqs. (1), (3). The expected $1/r^d$ behavior [7] is clearly seen for $1/k_F \ll r < \ell_K$ and $V = 0.3, 0.34$. For smaller ℓ_K ($V = 0.4, 0.45, 0.55$) the powerlaw range is too narrow to be observable. For $r \gtrsim \ell_K$, we find exponential decay, $C(r) \propto \exp(-2r/\ell_K)$ (Fig. 3), and similar for $\Delta K(r)$. This is expected for the correlator of two non-conserved quantities, like S_i^z , S_x^z , with a finite correlation length. In the asymptotic region,

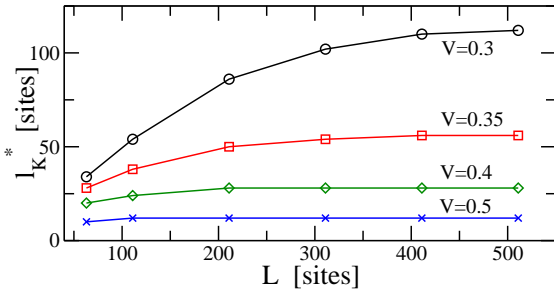


FIG. 5: (Color online) W_K like in Fig. 4, but for N even.

$r \gg \ell_K$, the exponential behavior should be overridden by the slower powerlaw decay, $C(r) \propto 1/r^{d+1}$, expected from general Fermi liquid arguments [19, 20]. The numerical data show indications of this crossover for the largest L and the smallest ℓ_K . A more detailed analysis of the complex r -dependence will be presented elsewhere.

For $V = 0.3$ the ℓ_K from Eq. (1) is $936 > L$. $C(r)$ is then not cut off by ℓ_K but by L , and the conduction electron spin density necessary for complete spin screening is accumulated at shorter distances, leading to a positive y -axis intersection, see Fig. 3. This displays the difficulty in extracting ℓ_K directly from finite systems and the limited applicability of Eqs. (1), (3) for this purpose. Therefore, we combine the results for $A_{d\sigma}(\omega)$ and $C(r)$ to obtain an experimental signature of the (bulk) screening length ℓ_K in the finite-size spectra. In doing so one must observe that for $L \lesssim \ell_K$, ℓ_K itself becomes size and position dependent according to Eqs. (1), (3) and that for our system with fixed total spin there is always a total spin $1/2$ in the cloud, no matter how small L . Therefore, we define the screening length of the finite system, $\ell_K^*(L)$, by the volume needed to host a certain fraction c of the total spin, $s^{-2} \int_0^{\ell_K^*} dr K(r) = c$, where $s = 1/2$ is the electron spin. The Kondo spectral weight is defined as $W_K(L) = \int_{-\varepsilon'}^{\varepsilon} d\omega A_{d\sigma}(\omega)$ (c.f. Fig. 1, inset), where the boundaries $-\varepsilon'$, ε , are chosen so as to cover the Kondo resonance, identified numerically as that part of the spectrum around ε_F which increases as U is switched on (c.f. Fig. 2). The results for both quantities are shown in Figs. 4, 5 for $c = 0.75$ and $\varepsilon = \varepsilon' = 0.2$. For odd particle number N (Fig. 4) the nontrivial proportionality $\ell_K^*(L)/W_K(L) = \alpha(J)$ for the complete range of L is established. We checked that it persists independent of the precise choice of ε , ε' and c . Both $W_K(L)$ and $\ell_K^*(L)$ are logarithmically suppressed with decreasing L (inset of Fig. 4). For universality reasons we expect the proportionality to extend out to $L \rightarrow \infty$, where $\ell_K^*(L) \rightarrow \ell_K(\infty)$ must saturate at its bulk value. The proportionality $W_K(L) \propto \ell_K^*(L)$ persists for different values of J (Fig. 4), and the corresponding $\ell_K^*(L)$ can be scaled on top of each other by plotting $\ell_K^*(L)/\ell_K^*(J)$ vs $L/\ell_K^*(J)$, with the scaling parameter $\ell_K^*(J) \approx \ell_K(\infty)$. The above relation can be used to determine $\ell_K^*(L)$ by a spectroscopic measurement and to extrapolate to its

bulk value, once the proportionality constant $\alpha(J)$ is determined. Fig. 5 displays ℓ_K^* for even N , showing an earlier saturation compared to Fig. 4, as expected from the even/odd effect [8]. However, we find $W_K(L) \approx \text{const.}$ in this case, breaking the above proportionality. By an analysis of the spectra this is traced back to the fact that for the parameters of Fig. 5 the impurity spectrum is dominated by a strong L -independent *single-particle* peak inherited from the free conduction band, while the spin structure, $C(r)$, retains its L -dependence. This is to emphasize that it is essential to identify the ε_F peak as a Kondo peak first, e.g. by its logarithmic T or L dependence, before the above analysis can be applied.

To conclude, we have analyzed the spectral and the spin structure of ultrasmall Kondo systems in the presence of strong finite-size fluctuations and even/odd effects using DMRG. Despite these non-universal effects we have identified a procedure to measure the spin screening length ℓ_K by tunneling spectroscopy, e.g. on carbon nanotube Kondo boxes. Further research is needed to understand the relation $\ell_K^*(L) = \alpha W_K(L)$ and to determine the proportionality factor $\alpha(J)$.

We acknowledge useful discussions with I. Affleck and S. White. This work was supported in part by DFG through grants KR1726/1, SFB 608, and SP1073.

Electronic address: kroha@physik.uni-bonn.de

- [1] T. W. Odom *et al.*, Science **290**, 1549 (2000).
- [2] For a comprehensive overview see A. C. Hewson, *The Kondo Problem to Heavy Fermions*, CUP (1993).
- [3] A. Georges *et al.*, Rev. Mod. Phys. **68**, 13 (1996).
- [4] J. P. Boyce and C. P. Slichter, Phys. Rev. Lett. **32**, 61 (1974); Phys. Rev. B **13**, 379 (1976).
- [5] I. Affleck and P. Simon, Phys. Rev. Lett. **86**, 2854 (2001); **88**, 139701 (2002); H. P. Eckle, H. Johannesson, and C. A. Stafford, Phys. Rev. Lett. **87**, 016602 (2001); **88**, 139702 (2002); P. Simon and I. Affleck, Phys. Rev. B **64**, 085308 (2001); E. S. Sørensen and I. Affleck, Phys. Rev. Lett. **94** 086601 (2005).
- [6] P. Simon, I. Affleck, Phys. Rev. Lett. **89**, 206602 (2002);
- [7] E. S. Sørensen and I. Affleck, Phys. Rev. B **53** 9153 (1996); V. Barzykin and I. Affleck, Phys. Rev. Lett. **76**, 4959 (1996);
- [8] W. B. Thimm, J. Kroha, and J. v. Delft, Phys. Rev. Lett. **82**, 2143 (1999).
- [9] V. Barzykin and I. Affleck, Phys. Rev. B **61** 6170 (2000).
- [10] P. Simon and I. Affleck, Phys. Rev. B **68**, 115304 (2003).
- [11] E. Rossi and D. K. Morr, cond-mat/0602002.
- [12] G. Zaránd and L. Udvardi, Phys. Rev. B **54**, 7606 (1996).
- [13] S. R. White, Phys. Rev. Lett. **69**, 2863 (1992); Phys. Rev. B **48**, 10345 (1993).
- [14] P. Schlottmann, Phys. Rev. B **65**, 024420 (2002); Acta Phys. Pol. B **34**, 1351 (2003).
- [15] C. H. Booth *et al.*, Phys. Rev. Lett. **95**, 267202 (2005).
- [16] T. Hand, PhD Thesis, Universität Bonn (2006).
- [17] T. Kühner and S. R. White, Phys. Rev. B **60**, 335 (1999).
- [18] K. Hallberg, Phys. Rev. B **52**, R9827 (1995).
- [19] H. Ishii, J. Low Temp. Phys. **32**, 457 (1978).
- [20] V. Barzkin and I. Affleck, Phys. Rev. B **57**, 432 (1998).