

TRANSPORT THROUGH DOUBLE-DOTS COUPLED TO NORMAL AND SUPERCONDUCTING LEADS

Y. TANAKA AND N. KAWAKAMI

*Department of Applied Physics, Osaka University,
Suita, Osaka 565-0871, Japan
E-mail: tanaka@tp.ap.eng.osaka-u.ac.jp*

We study transport through double quantum dots coupled to normal and superconducting leads, where the Andreev reflection plays a key role in determining characteristic transport properties. We shall discuss two typical cases, i.e. double dots with serial or parallel geometry. For the parallel geometry, the interference of electrons via multiple paths is induced, so that the transmission probability has Fano-type dip structures which are symmetric with respect to the Fermi energy. We also investigate the Aharonov-Bohm(AB) effect for the parallel geometry. In some particular situations, we find that the general AB period for double dots, 4π , is reduced to 2π .

1. Introduction

Recent advances in nanotechnology have enabled us to realize mesoscopic normal-metal/superconductor hybrid systems. In these systems, the Andreev reflection plays an important role for quantum transport. In particular, the Andreev reflection for a quantum dot coupled to normal and superconducting leads gives rise to characteristic transport properties due to the discreteness of energy levels in a dot.^{1,2,3,4,5,6} Moreover, the interplay between the Andreev reflection and the Kondo effect in quantum dot systems has been investigated intensively.^{7,8,9,10,11,12,13}

In this work¹⁴, we study transport through double quantum dots (DQD's) coupled to normal and superconducting leads. Here, we concentrate on transport due to the Andreev reflection, which is referred to the Andreev tunneling in the following. We shall discuss two typical cases: the DQD is connected in series or parallel. In particular, we focus on the interference effect, which is caused via multiple paths of electron propagation, on the Andreev reflection in the parallel DQD.^{14,15,16} Since the interference effect is sensitive to the magnetic flux, we also investigate the influence of the Aharonov-Bohm(AB) effect on the Andreev tunneling.

In the following, we first give a brief explanation of the model, and then describe the results for the differential conductance due to the Andreev tunneling in Sec. 3. A brief summary is given in the last section.

2. Model

We consider a DQD system coupled to normal and superconducting leads (N/DQD/S) shown in Fig. 1. In this figure, two dots are coupled via the inter-dot

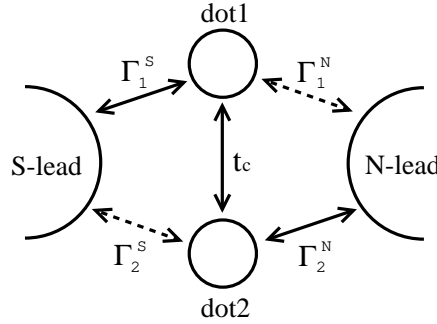


Figure 1. DQD system coupled to normal(N) and superconducting(S) leads. t_c is the inter-dot tunneling, and $\Gamma_i^{N(S)}$ ($i = 1, 2$) represents the resonance width due to the transfer between the dot- i and normal(superconducting) lead. Note that two dots are connected in series when $\Gamma_1^N = \Gamma_2^S = 0$ (the dashed arrows), which corresponds to $\alpha = 0$ (see text).

tunneling t_c , and the dot- i is connected to the normal (superconducting) lead via the tunneling, which causes the resonance width of $\Gamma_i^{N(S)}$ ($i = 1, 2$). Introducing the ratio $\alpha = \Gamma_1^N/\Gamma_2^N = \Gamma_2^S/\Gamma_1^S$ in the same notation as in Refs. 17-19, we discuss two typical cases $\alpha = 0$ and $\alpha \sim 1$, namely, two dots are connected in series or parallel. We assume that the superconducting lead is well described by the BCS theory with a superconducting gap Δ . In addition, the intra-dot Coulomb interaction is ignored for simplicity. Since we are interested in the Andreev tunneling, we concentrate on the zero temperature case ($T = 0$) in the region of small bias voltage V (i.e. $|V| < \Delta$). We calculate the differential conductance dI/dV (I : current) and the density of states (DOS) of the dots by using the Keldysh Green functions.

3. Numerical Results

3.1. Andreev tunneling in serial and parallel DQD systems

We first discuss the Andreev tunneling in the serial and parallel DQD systems. For simplicity, we fix the energy level of the dot- i (ε_i) at the Fermi energy ($\varepsilon_1 = \varepsilon_2 = 0$), and use the gap Δ as the unit of energy.

Figure 2 shows the differential conductance as a function of the bias voltage V for (a) serial ($\alpha = 0$), (b) parallel ($\alpha = 0.7$) DQD system. In both DQD systems, the conductance has four peaks in its voltage dependence, which are symmetric with respect to the Fermi energy. We shall discuss characteristic aspects of these peaks in terms of the DOS of the dots. Note first that the interdot coupling t_c

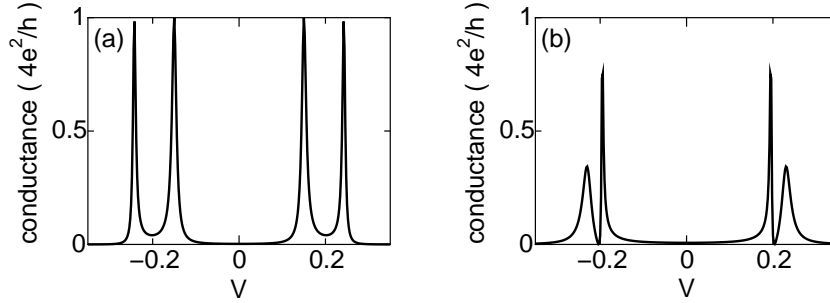


Figure 2. The conductance as a function of the bias voltage V for the N/DQD/S system. (a) serial DQD ($\alpha = 0$), (b) parallel DQD ($\alpha = 0.7$). We set $t_c = 0.2$, $\Gamma_2^N = 0.01$, $\Gamma_1^S = 0.1$ ($\Delta=1$).

forms the bonding and anti-bonding states for electrons in dots, whereas those for holes are obtained by inverting the DOS profile with respect to the Fermi energy. The Andreev reflection at the DQD/S-lead interface mixes these states for electrons and holes, giving rise to the four Andreev bound states in the dots. Therefore, as mentioned above, the DOS of the dots has the four peaks, where the width of these peaks is determined by the resonance width Γ_i^N . In the serial DQD system, these peaks are indeed observed in the profile of the conductance as shown in Fig. 2(a).

On the other hand, in the parallel DQD, Fano-type dip structures ($V \simeq \pm 0.2$) appear in addition to the four peaks, as shown in Fig. 2(b). Here, it is instructive to recall the interference effect in the parallel DQD system coupled to two normal leads (N/parallel-DQD/N). In this system, the DOS for electrons in the dots consists of sharp and broad resonance peaks, as shown by the thick line in Fig. 3(b). When an electron transports via these resonances, its transmission probability acquires a Fano-type dip structure around the position where the sharp peak in the DOS is located.^{17,18,19} We note that the DOS for holes is obtained by inverting that for

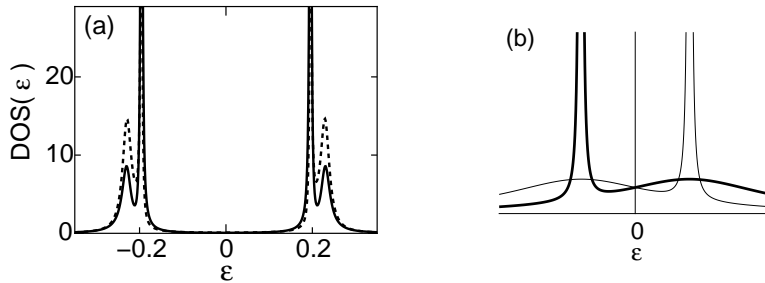


Figure 3. (a) DOS of the dot for the N/parallel-DQD/S system. The solid (dashed) line is for the dot-1(2). The parameters are the same as in Fig. 2(b). (b) Sketch of DOS for the N/parallel-DQD/N system. The thick (thin) line is for electrons (holes). $\epsilon = 0$ corresponds to the Fermi energy.

electrons with respect to the Fermi energy (thin line in Fig. 3(b)). Coming back

to the N/parallel-DQD/S system, we now see that mixing of the electron and hole states induced by the Andreev reflection gives rise to four Andreev bound states in the dots, similarly to the serial case. In contrast to the latter case, however, the resonances in the parallel case have two different widths: two sharp peaks and two broad peaks shown in Fig. 3(a). The interference between the distinct transport channels via these resonances gives rise to the Fano-type dip structures in the conductance, which are symmetric with respect to the Fermi energy (Fig. 2(b)).

Here, we make a brief comment on the special case $\alpha = 1$, i.e. the symmetric couplings with leads. In this case, the sharp peaks in Fig. 3(a) become of delta-function type, which means that the corresponding local states in the dots are completely decoupled from the leads. Therefore, the remaining states with the broad resonances in Fig. 3(a) only contribute to the Andreev reflection, so that the transport shows similar behavior to the case of a single dot coupled to normal and superconducting leads.

3.2. AB effect in N/DQD/S system

We next discuss how the Andreev tunneling changes its character when the magnetic flux is added in the parallel DQD system. Here, we assume that the magnetic flux equally pierces the two subrings formed by the interdot tunneling t_c , so that the effect of the magnetic flux is symmetrically incorporated in the tunneling between the dot and the lead.

Before considering the N/DQD/S system, we briefly mention the AB effect in the N/DQD/N system. As noted in the recent literature,^{20,21,22,23} the interdot coupling between the dots forms two-subring structure, so that the AB period in the N/DQD/N system becomes 4π instead of the normal period of 2π . Similarly, the AB period in the N/DQD/S system is expected to be 4π in general, as pointed out by Zhang *et al.*¹⁵ We find, however, that the AB period is reduced to 2π in some particular situations, as will be explicitly shown below.

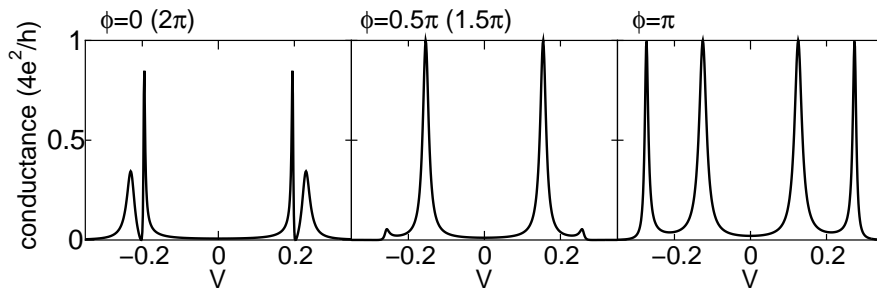


Figure 4. The conductance as a function of V for several choices of the magnetic flux ϕ . The other parameters are the same as in Fig. 2(b).

Figure 4 shows the conductance for several values of ϕ , where ϕ represents the normalized value of the magnetic flux Φ as $\phi = 2\pi\Phi/\Phi_0$ ($\Phi_0 = h/e$). The other parameters are the same as in Fig. 2(b). It should be noted that the conductance is symmetric with respect to the Fermi energy for any value of ϕ and has the AB period of 2π (not 4π). More precisely, the conductance at the magnetic flux ϕ , $G(\phi)$, satisfies $G(\phi) = G(2\pi - \phi)$. Including the situation for Fig. 4, we obtain the general condition that reduces the AB period to 2π ,

- (i) $\varepsilon_1 = \varepsilon_2 = 0$, ($0 < \alpha \leq 1$)
- (ii) $\varepsilon_1 = -\varepsilon_2 (\neq 0)$ and $\alpha = 1$.

The condition for the energy levels of the dots, $\varepsilon_1 = -\varepsilon_2$, means that the bonding state and the anti-bonding state in dots are symmetric with respect to the Fermi energy ($\varepsilon = \pm\sqrt{\varepsilon_{1(2)}^2 + t_c^2}$). Then, the DOS of the dot-1(2) at the magnetic flux ϕ , $\rho_{1(2)}(\phi)$ has the AB period of 2π ($\rho_{1(2)}(\phi) = \rho_{1(2)}(\phi + 2\pi)$) for the case (i). On the other hand, $\rho_{1(2)}(\phi)$ for the case (ii) has the periodicity of $\rho_{1(2)}(\phi) = \rho_{2(1)}(\phi + 2\pi)$, namely, the DOS of the dot-1(2) in the absence of the magnetic flux is the same as that of the dot-2(1) for $\phi = 2\pi$. Since the DOS with this periodicity directly determines electron transport, the conductance changes in the AB period of 2π .

In this connection, we stress the difference in the AB period between our result and the related work by Zhang *et al.*¹⁵, who treated the same DQD system. We have found here that the AB period is reduced to 2π in the case (ii), although they claimed that it still remains 4π in the same condition.

4. Summary

We have studied transport properties through the DQD coupled to normal and superconducting leads. It has been discussed that the four-peak structure in the DOS is formed by the bonding and antibonding states in the dots coupled to the superconducting lead. This structure in the DOS indeed determines the characteristic properties in the differential conductance, in accordance with the results of Zhang *et al.*¹⁵ In particular, in the parallel DQD system, the interference effect due to the multiple paths gives rise to the Fano-type dip structures in the differential conductance, which are symmetric with respect to the Fermi energy. We have also found the interesting fact that the AB period is reduced to 2π in some particular situations, which is contrasted to the AB period 4π expected generally for DQD systems.

References

1. C. W. J. Beenakker, Phys. Rev. B **46**, 12841 (1992).
2. H. -K. Zhao and G. v. Gehlen, Phys. Rev. B **58**, 13660 (1998).
3. Q. -f. Sun, J. Wang, and T. -h. Lin, Phys. Rev. B **59**, 3831 (1999); Phys. Rev. B **59**, 13126 (1999); Phys. Rev. B **62**, 648 (2000).
4. P. Recher, E. V. Sukhorukov, and D. Loss, Phys. Rev. B **63**, 165314 (2001).

5. H. -K. Zhao and J. Wang, Phys. Rev. B **64**, 094505 (2001).
6. Z. Chen, J. Wang, B. Wang, and D. Y. Xing, Phys. Lett. A **334**, 436 (2005).
7. R. Fazio and R. Raimondi, Phys. Rev. Lett. **80**, 2913 (1998).
8. P. Schwab and R. Raimondi, Phys. Rev. B **59**, 1637 (1999).
9. A. A. Clerk, V. Ambegaokar, and S. Hershfield, Phys. Rev. B **61**, 3555 (2000).
10. J. C. Cuevas, A. L. Yeyati, and A. Martin-Rodero, Phys. Rev. B **63**, 094515 (2001).
11. Q. -f. Sun, H. Guo, and T. -h. Lin, Phys. Rev. Lett. **87**, 176601 (2001).
12. A. Golub and Y. Avishai, Phys. Rev. B **69**, 165325 (2004).
13. M. R. Gräber, T. Nussbaumer, W. Belzig, and C. Schönenberger, Nanotechnology **15**, S479 (2004).
14. Our work was also presented at the JPSJ meeting (September 19, 2005, Kyoto, Japan), where we discussed the Andreev tunneling in both of serial and parallel DQD systems. We note that the parallel DQD case was already discussed by Zhang *et al.* in Ref. 15. Our results are in accordance with theirs in this case.
15. Y. -P. Zhang, H. Yu, Y. -F. Gao, and J. -Q. Liang, Phys. Rev. B **72**, 205310 (2005).
16. J. Peng, B. Wang, and D. Y. Xing, Phys. Rev. B **71**, 214523 (2005).
17. M. L. L. de Guevara, F. Claro, and P. A. Orellana, Phys. Rev. B **67**, 195335 (2003).
18. Y. Tanaka and N. Kawakami, Phys. Rev. B **72**, 085304 (2005).
19. Y. Tanaka and N. Kawakami, "REALIZING CONTROLLABLE QUANTUM STATES", Proc. of the International Symposium on Mesoscopic Superconductivity and Spintronics 2004, pp.433-438 (World Scientific, Singapore, 2005).
20. Z. T. Jiang, J. Q. You, S. B. Bian, and H. Z. Zheng, Phys. Rev. B **66**, 205306 (2002).
21. P. A. Orellana, M. L. Ladrón de Guevara, and F. Claro, Phys. Rev. B **70**, 233315 (2004).
22. K. Kang and S. Y. Cho, J. Phys.: Condens. Matter **16**, 117 (2004).
23. Z. -M. Bai, M. -F. Yang, and Y. -C. Chen, J. Phys.: Condens. Matter **16**, 2053 (2004).