

Intermittent exploration on a scale-free network

A. Ramezanpour*

Institute for Advanced Studies in Basic Sciences, Zanzan 45195-1159, Iran and

The Abdus Salam International Centre for Theoretical Physics,

Strada Costiera 11, 34014 Trieste, Italy

(Dated: September 30, 2018)

Abstract

We study an intermittent random walk on a random network of scale-free degree distribution. The walk is a combination of simple random walks of duration t_w and random long-range jumps. While the time the walker needs to cover all the nodes increases with t_w , the corresponding time for the edges displays a non monotonic behavior with a minimum for some nontrivial value of t_w . This is a heterogeneity-induced effect that is not observed in homogeneous small-world networks. The optimal t_w increases with the degree of assortativity in the network. Depending on the nature of degree correlations and the elapsed time the walker finds an over/under-estimate of the degree distribution exponent.

*Electronic address: aramezan@ictp.trieste.it

I. INTRODUCTION

Random walks on regular and homogeneous structures have well been investigated in the past studies [1]. However, it has been found that real networks such as World Wide Web and Internet, to name a few, possess a random and heterogeneous structure [2, 3]. Degree distribution in these networks usually exhibits a power law behavior as $p(k) \propto k^{-\gamma}$, where usually γ lies between 2 and 3. Here k denotes the node's degree (number of neighbors).

The network structure can significantly affect the behavior of a random walker on it [4, 5, 6, 7, 8, 9, 10, 11]. For instance, if a network has an effectively infinite dimension (as happens for real networks), then the number of visited nodes by a random walker may increase linearly with the number of time steps [5, 6]. As another example, we know that it is easier to find a target in some kinds of small-world networks [12]. On the other hand, for a fixed structure one may change the dynamics rules to find better strategies to locate the target. Indeed, it has been shown that intermittent walks could give a greater efficiency than usual simple random walks in homogeneous structures [13, 14, 15]. In this work we will introduce an intermittent random walk and study its behavior on a random network of scale-free degree distribution. We will see how the cover times (to visit all the nodes or edges) change with the network structure and the random walk dynamics.

Consider an explorer that starts its exploration from an arbitrary page in WWW. The explorer usually goes through a shortcut to another web page linked in the first one. She might do the same in the new page or log off the Web. Usually, one does the exploration for a limited time t_w and the next time starts the exploration from another page. This behavior of an explorer can be modeled by an intermittent random walk on the WWW network. Here t_w controls the random walk intermittency. For very small t_w , random long-range jumps dominate the walk, and if t_w is very large one recovers the usual random walk behavior.

Let the above intermittent explorer walk on a given network. We can ask the following questions: How long does it take for the explorer to cover all the nodes/edges in the network? There exist nodes of very different degrees in a heterogeneous network. How fast are nodes of different degrees, or edges connecting nodes of given degrees, visited by the above explorer? After a time the explorer covers a portion of the original network. Looking at this visited part we could obtain an estimate of the degree distribution. In the case of scale-free networks, we ask how much the estimated exponent of degree distribution is close to the original one. A

similar question has recently been asked for other quantities of a network such as clustering and average degree in Ref. [16]. But, in that study the explorer is a random walker with no random long-range jumps, i.e., $t_w = \infty$.

In the following we are going to address some of the above questions in a scale-free network. We will see that heterogeneity and degree correlations between neighboring nodes have significant effects on the behavior of the explorer. Interestingly, we find that there is an optimal value of t_w that minimizes the edge's cover time. This behavior originates from the heterogeneous structure of the network.

The paper is organized in the following way: First we define more exactly the model and networks that are studied in this work. Then we discuss the results of numerical simulations. A summary of the results and some concluding remarks are given in the conclusion.

II. THE MODEL

Consider a given network and a random explorer that starts from an arbitrary node at time step $t = 0$. Then, for the next t_w time steps the explorer does a simple random walk. In a simple random walk the walker just performs random local jumps; i.e. at each time step the explorer selects, with equal probability, one of the neighbors of the node visited at the previous time step. At the end of this simple random walk, i.e. at time step $t = t_w$, the explorer jumps instantaneously to a randomly selected node in the network and again does a simple random walk for the next t_w steps. This process may continue for $t \equiv (w - 1)t_w + l$ time steps. Here $w = 1, 2, \dots$ indexes the number of simple walks and $l = 0, \dots, t_w$ counts the number of steps in the current simple walk. Notice that long-range jumps occur instantaneously and t gives the number of local jumps along the edges of the network. In general one can also assign a time t_l to the long-range jumps. Here we are only interested in the effects induced by the network structure and so we will take $t_l = 0$.

We call the above walk an intermittent random walk. It is clear that one recovers the usual random walk by approaching t_w to infinity. On the other hand, if $t_w = 0$ the walker just performs random long-range jumps. In this case, by definition we have $t = 0$ and no edge of the network is visited at all.

At any time step t of the walk we can define the fraction of visited nodes and edges that are denoted by $\rho_n(t)$ and $\rho_e(t)$, respectively. We define the edge's cover time t_e as the

number of necessary time steps to visit all edges. This time step is larger than or equal to t_n , the time step at which all nodes have been visited. Looking at the visited nodes and edges, the explorer finds an estimated degree distribution of the network, denoted by $p_k(t)$. The estimated exponent of the degree distribution, γ_e , is extracted from the behavior of $p_k(t)$ for large k 's.

We are going to study the above random walk on scale-free networks of fixed degree distribution possessing different kinds of degree correlations. We start with the network model introduced by Barabási and Albert (BA model) [17]; it is a growth model where nodes of degree m are successively added to the network. Each edge of the new node is connected with probability $\pi_i \equiv k_i/(\sum_j k_j)$ to a node of degree k_i already present in the network. This preferential attachment of the edges results in a scale-free degree distribution, $p_k \propto k^{-3}$, for sufficiently large number of nodes. Here we will consider networks of size $N = 10^4$.

Generating good scale-free networks with small exponent γ is not a trivial task especially when N is not very large. Indeed for $\gamma \leq 3$ the second moment of degree distribution diverges in the thermodynamic limit. This in turn results to large fluctuations in the tail of degree distribution for small N . It is why we selected a scale-free network with the relatively large exponent $\gamma = 3$. However, as we will see, the main result of this study originates from the heterogeneous structure of the network. Therefore we expect to find, qualitatively, similar results for smaller values of γ .

There is a little tendency for nodes of dissimilar degree to be connected to each other in the above network model. The correlation coefficient gives a measure of this tendency and is defined as [18]

$$r \equiv \frac{\sum_{k,k'} kk' p_{k,k'} - (\sum_k k q_k)^2}{\sum_k k^2 q_k - (\sum_k k q_k)^2}. \quad (1)$$

Here $p_{k,k'} = (1 + \delta_{k,k'}) E_{k,k'} / (2E)$ is the probability of having an edge with end point nodes of degree (k, k') ; $E_{k,k'}$ is the number of such edges in the network and E is the total number of edges. The probability of finding a node of degree k at the end of an edge is $q_k = k p_k / \langle k \rangle$ where $\langle k \rangle$ denotes the average degree. In uncorrelated networks $p_{k,k'} = q_k q_{k'}$ and so $r = 0$. For assortative and disassortative networks we have $0 < r \leq 1$ and $-1 < r < 0$, respectively.

To generate networks of different correlations we go through the following instruction [7]: Starting from an arbitrary node, say x , we randomly select one of its neighbors y . Then the edge between them is replaced by another one that connects y to a randomly selected node z , which is not already a neighbor of y . We set $x = z$ and again go through the above

TABLE I: Correlation coefficient of the networks studied in this work. The networks size is $N = 10^4$. The correlated and uncorrelated networks have been obtained from BA model as described in the text. The initial seed for growing BA model was a pair of connected nodes and $m = 2$. Statistical errors are less than 0.002 and $Q = 10^3 E$.

	BA model	disassortative	uncorrelated	assortative
r	-0.045	-0.120	-0.019	+0.156

process. Repeating the process for a large number of times, Q , results in nearly uncorrelated networks. To generate disassortative networks we connect y and z only when $|k_z - k_y| > 2$, otherwise neglect z and select another node. If we are to generate assortative networks we connect y and z with probability $[\min(k_z, k_y)/\max(k_z, k_y)]^{1.5}$. In Table I we have given the correlation coefficients for networks that are studied in this work.

III. DISCUSSION OF THE NUMERICAL RESULTS

First, let us see what happens for the intermittent random walker on an uncorrelated random network of degree distribution p_k . For such a network, the probability of finding the walker on a node of degree k after a random long-range jump is just p_k . Consider a node of degree k in the network. We define $r_k(t)$ as the the probability of finding the walker on this node at time t . If $t_w = 0$ then $r_k(t) = 1/N$. In this case the walker does not differ between nodes of different degree and so all nodes are visited with the same rate. On the other hand, for $t_w = \infty$ the walker has more chance to be found on a node of high degree. For very large t we have $r_k = k/(N\langle k \rangle)$ and for small t we expect r_k to grow even faster than k . Now, high degree nodes are visited more rapidly and low degree nodes are visited rarely. Indeed, any deviation from $t_w = 0$ decreases/increases the rate of visiting low/high degree nodes. Usually a significant fraction of the nodes have a low degree and so one expects the node's cover time to be an increasing function of t_w .

Now consider an edge that connects two nodes of degree k and k' to each other. Again we define $r_{k,k'}(t)$ as the probability of visiting the edge at time step t . As stated before the case $t_w = 0$ is trivial because all edges remain unvisited and so the edge's cover time is infinity.

However, when $t_w = 1$ we have

$$r_{k,k'}(t) = \frac{1}{N} \left(\frac{1}{k} + \frac{1}{k'} \right). \quad (2)$$

We see that the probability of visiting an edge with end point nodes of high degree is very small. In the case of a scale-free network, after a long-range jump the walker usually finds itself on a low degree node. And if t_w is very small the walker would not have enough time to visit edges that connect high degree nodes. This in turn results to a large cover time for the edges. On the other hand, when $t_w = \infty$

$$r_{k,k'}(t) = r_k(t-1) \frac{1}{k} + r_{k'}(t-1) \frac{1}{k'}. \quad (3)$$

If $r_k(t)$ grows faster than k (we have numerically checked that it is indeed the case) then the edges connecting low degree nodes have a very small chance to be visited by the walker. In this case the walker usually visits the edges connecting high degree nodes. Therefore, the walker would need a large time to cover the entire set of the edges.

Let us find an expression for $r_k(t)$ when $t_w = \infty$. The probability of finding the walker on a node of degree k is given by q_k . However, if we restrict ourselves to the set of visited nodes at time step t , then we can write

$$N p_k r_k(t) \approx k \frac{N_k(t)}{N(t) \langle k \rangle(t)}. \quad (4)$$

Here $N(t)$ is the total number of visited nodes and $N_k(t)$ denotes the number of visited nodes of degree k . The average degree $\langle k \rangle(t)$ is given by $\sum_k k N_k(t) / N(t)$. In a mean field approximation, we have

$$N_k(t+1) = N_k(t) + q_k \left(1 - \frac{N_k(t)}{N p_k} \right), \quad (5)$$

where $1 - \frac{N_k(t)}{N p_k}$ is the probability that the new visited node is visited for the first time. In this way we obtain

$$N_k(t) = N p_k \left(1 - e^{-\frac{k}{N \langle k \rangle} t} \right). \quad (6)$$

And for $r_k(t)$ we find

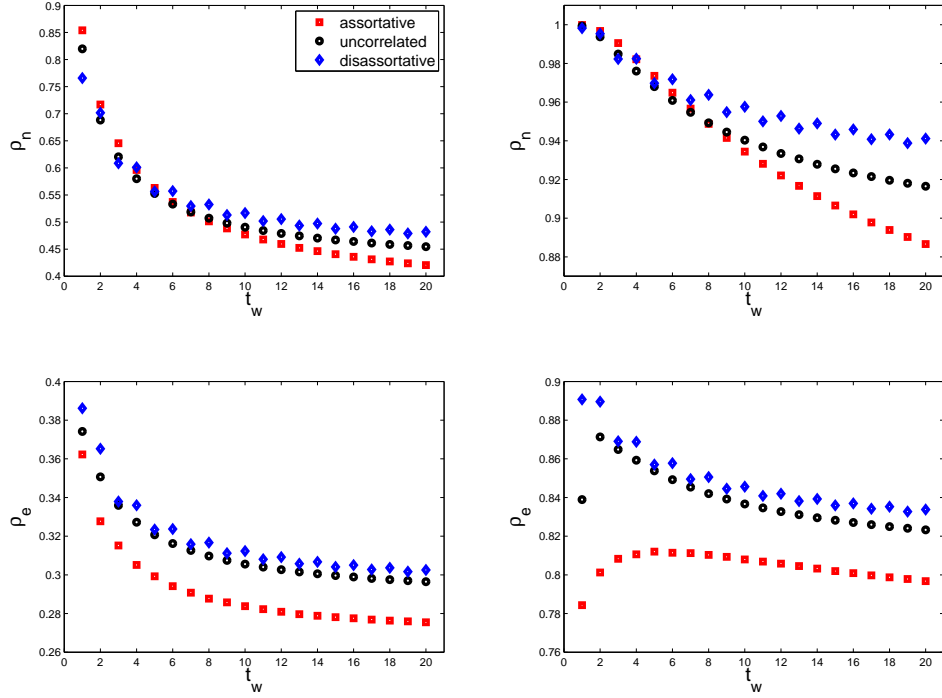


FIG. 1: The fraction of visited nodes (top) and edges (bottom) vs t_w at two times $\tau \equiv t/N = 1$ (left) and $\tau = 5$ (right). In all the figures the parameters are the same as those of table I.

$$r_k(t) \approx \frac{k}{N(t)\langle k \rangle(t)} (1 - e^{-\frac{k}{N(t)\langle k \rangle(t)} t}). \quad (7)$$

We see that even in a mean field approximation $r_k(t)$ increases faster than k for any finite value of t .

The above arguments suggest that there may exist an optimal t_w that minimizes the edge's cover time. In the following we resort to numerical simulations to see what happens for intermediate values of t_w and different network structures.

First we study how ρ_n and ρ_e behave with t_w for some fixed value of t . Figure 1 shows the results of numerical simulations for these quantities. We see that ρ_n always decreases with t_w , and except for small t_w 's, the explorer visits a smaller number of nodes in assortative networks. In fact, for a large t_w the walk is mostly limited to the core of high degree nodes. So the explorer would miss the other nodes which make a major part of the network.

As Fig. 1 shows, the situation is more interesting for the fraction of visited edges. While at small times ρ_e decreases with t_w , for larger times it develops a maximum at some intermediate

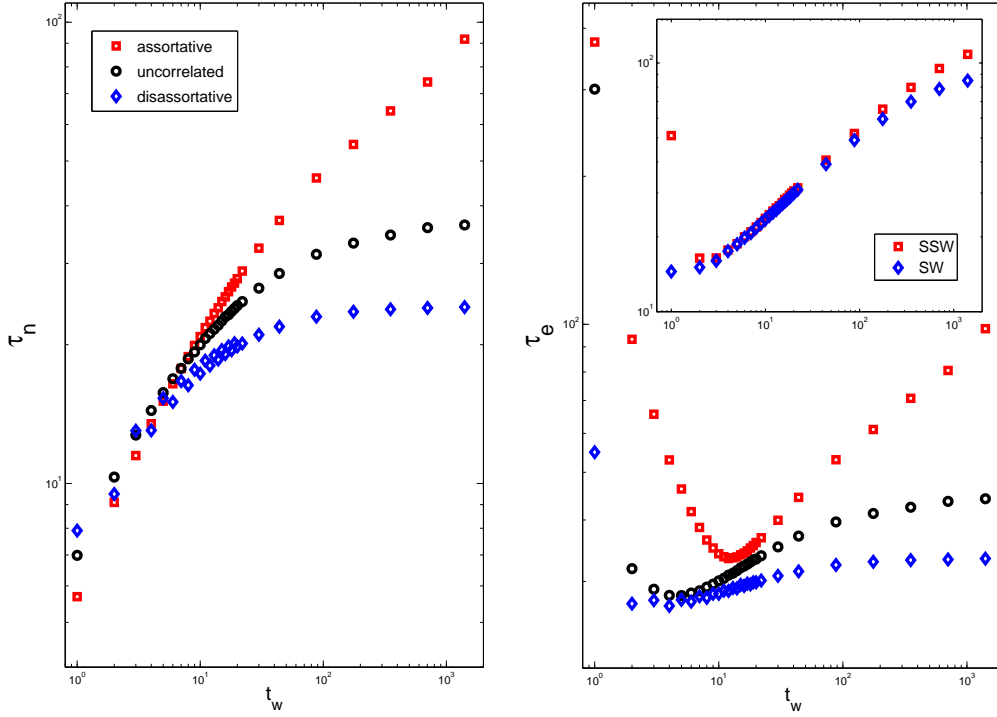


FIG. 2: Cover times τ_n (left) and τ_e (right) vs t_w . Inset (left): *SW* and *SSW* refer to small-world and smallest small-world networks, respectively. The number of nodes and shortcuts are $N = 10^4$ and $M = 10^3$ respectively. Statistical errors are about a few percent.

value of t_w . This phenomenon is clearer in the assortative networks.

The presence of a maximum in ρ_e brings the hope to have a minimum t_e for some t_w . Figure 2 shows the cover times $\tau_n \equiv t_n/N$ and $\tau_e \equiv t_e/N$ versus t_w . The results for different kinds of degree correlations have been compared in this figure. As expected, in all cases τ_n increases monotonically with t_w . There are points at which increasing t_w does not result to any change in τ_n . In this case t_w is large enough for the explorer to have the chance to visit different parts of the network. Moreover, as Fig. 2 shows, the assortative networks display this saturation phenomenon at a larger t_w , and again this is due to the presence of a core of high degree nodes in those networks. In a disassortative network a community of nodes is usually formed by some low degree nodes gathering around a high degree one. These communities are usually connected to each other by a few edges. A characteristic time here is the time the random walker needs for escaping a typical community. If t_w is greater than this time, the walker behaves as if it had more random jumps during its walk.

In Fig. 2 we also observe the behavior of τ_e with t_w . As expected, we find that in a scale-free network there is an optimal t_w for covering the edges, and hence the whole network. This phenomenon is more prominent in the assortative networks. When t_w is very small the explorer mostly visits the edges emanating from the low degree nodes which have more chance to be selected as the starting points of the simple random walks. On the other hand, when t_w is very large, most of the time is spent on already visited edges in the core of high degree nodes where the explorer is found most of the time.

In Fig. 2 we also see that the optimal t_w is greater for the assortative networks. In fact, in disassortative networks the explorer reaches a high degree node in a few steps after starting a simple random walk. The time to reach a high degree node would be larger in assortative networks where low degree nodes are more likely to be connected to each other.

To show that the observed non monotonic behavior of τ_e is indeed a heterogeneity-induced phenomenon, we obtained τ_e for two other networks: the small-world network [19] and the smallest small-world network [20]. The former network, which is a homogeneous one, is constructed by adding randomly M shortcuts to a chain of N nodes. The latter network, which is not homogeneous, is constructed by adding M shortcuts, but this time emanating from a single node on the chain and distributed randomly throughout the network. As the inset in Fig. 2 shows, in the small-world network τ_e increases monotonically with t_w whereas it exhibits a minimum in the smallest small-world network.

Finally we look at the estimated exponent of degree distribution by the explorer. At a given time t we construct a network of visited nodes and edges. The estimated degree distribution $p_k(t)$ is obtained from the constructed network. Then we fit a power law function $k^{-\gamma}$ to the tail of this distribution. We use only the data in the range $[k_{max}/4, k_{max}]$ where k_{max} is the maximum degree that appears in $p_k(t)$. Then the estimated γ is obtained by a maximum likelihood procedure [21]. In Fig. 3 we plot the estimated exponent versus $\tau \equiv t/N$ for $t_w = 5$ and $t_w = \infty$. There, we have compared the results for the assortative and disassortative networks with $\gamma_0 = 3.003 \pm 0.004$. This exponent has been obtained for the original network with the same procedure described above.

Figure 3 shows that at short times the estimated exponent is larger than the original one in both the assortative and disassortative networks. For $t_w = 5$ and small t , the fraction of visited edges is small and most of them are incident on low degree nodes. The probability of having a high degree node is very small and so the visited network seems more homogeneous

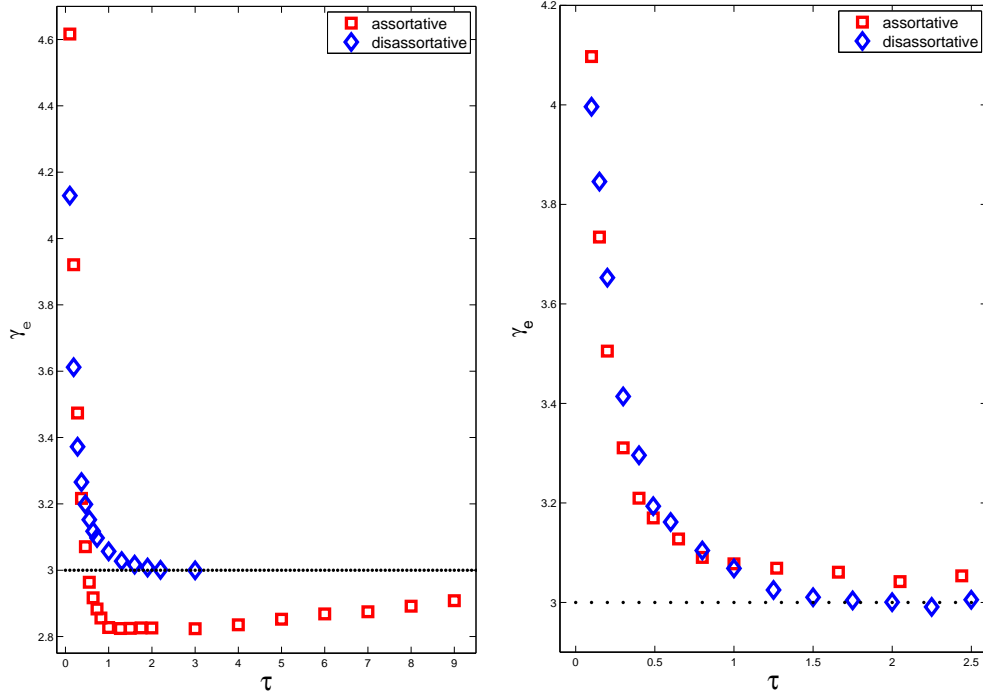


FIG. 3: Estimated γ vs time for $t_w = 5$ (left) and $t_w = \infty$ (right). Statistical errors are of order 0.01.

than the original one. In this limit the estimated γ is much larger in the assortative networks. This stems from the fact that the assortative networks are locally more homogeneous than the disassortative ones. As Fig. 3 shows, the scenario changes in long times. We have an underestimate of the exponent in the assortative networks and still an overestimate in the disassortative ones. For large times the new visited edges mostly connect high degree nodes in the assortative networks. Consequently, the fraction of high degree nodes in the visited network rapidly increases. Notice that in the disassortative networks the new visited edges usually connect dissimilar nodes and so we have a uniform approach to the real structure of the network.

In Fig. 3 we see that for $t_w = \infty$ the estimated exponent is always greater than the original one. Here, there is no significant difference between the values of γ_e in the assortative and disassortative networks. Comparing the two cases $t_w = 5$ and $t_w = \infty$, we see that in the disassortative networks the estimated exponent approaches the real value with nearly the same rate. On an assortative network the explorer finds a better estimate of γ if it has a

simple random walk with no long-range jumps.

IV. CONCLUSION

In summary, we showed that there is an optimal t_w that minimizes the cover time t_e in a scale-free network. The optimal t_w increases with the degree of assortativity in the network. This non monotonic behavior of t_e with t_w originates from the heterogeneous structure of the network. Therefore, we expect that increasing (decreasing) γ will weaken (strengthen) the observed effect. Depending on the nature of degree correlations in the network we could obtain an overestimate or underestimate of the exponent γ .

The findings might be useful in devising good strategies to cover a heterogeneous network and find a good estimate of the network's structure. It will be interesting to study more realistic cases where t_w obeys a given distribution.

We have numerically checked that the non monotonic behavior of t_e is also observed when t_w follows an exponential distribution. The above results are also qualitatively true for other values of m , or the average degree. Moreover, the optimal t_w is not very sensitive to the size of network, N . For instance, if we increase N from 10^3 to 10^4 , the optimal t_w decreases nearly by 2. In this study we considered the case that long-rang jumps occur instantaneously, i.e. $t_l = 0$. The way that the covering times behave with t_w depends also on the magnitude of this quantity. Clearly, for very large t_l , both t_n and t_e will decrease with t_w .

Acknowledgments

I would like to thank M. R. Kolahchi and B. Farnudi for reading the previous version of the manuscript. I am also grateful to M. Marsili for useful comments and discussions.

-
- [1] R. D. Hughes, *Random Walks: Random Walks and Random Environments* (Clarendon, Oxford, 1995), Vol. 1.
 - [2] R. Albert and A.-L.Barabási, Rev. Mod. Phys. **74**,47-97 (2002).
 - [3] M.E.J.Newman, SIAM Review **45**, 167-256 (2003).

- [4] S. Jespersen, I. M. Sokolov, and A. Blumen, Phys. Rev. E **62**, 44054408 (2000).
- [5] S. A. Pandit, and R. E. Amritkar, Phys. Rev. E **63**, 041104 (2001)
- [6] Lada A. Adamic, Rajan M. Lukose, Amit R. Puniyani and Bernardo A. Huberman, Phys. Rev. E **64**, 046135 (2001)
- [7] A. R. Puniyani, R. M. Lukose, and B. A. Huberman, ArXiv preprint cond-mat/0107212.
- [8] B Tadic, Eur. Phys. J. B **23**, 221-228 (2001).
- [9] J. D. Noh, and H. Rieger, Phys. Rev. Lett. **92**, 118701 (2004).
- [10] C. P. Herrero, Phys. Rev. E **71**, 016103 (2005).
- [11] E. M. Bollt, and D. ben-Avraham, New J. Phys. **7**, 26 (2005).
- [12] Jon M. Kleinberg, Nature **406**, 845 (2000).
- [13] M. Coppey, O. Benichou, R. Voituriez and M. Moreau, Biophysical J. **87**, 1640-1649 (2004).
- [14] M. C. Santos, G. M. Viswanathan, E. P. Raposo and M. G. E. da Luz, Phys. Rev. E **72**, 046143 (2005).
- [15] O. Benichou, C. Loverdo, M. Moreau, and R. Voituriez, Europhys. Lett. **75** (2), 349 (2006).
- [16] Luciano da Fontoura Costa, ArXiv preprint cond-mat/0604193.
- [17] A.-L.Barabási and R. Albert, Science **286**, 509 (1999).
- [18] M.E.J.Newman, Phys. Rev. Lett. **89**, 208701 (2002).
- [19] M. E. J. Newman, C. Moore, and D. J. Watts, Phys. Rev. Lett. **84**, 32013204 (2000).
- [20] S. N. Dorogovtsev, and J. F. F. Mendes, Europhys. Lett. **50** (1), 1 (2000).
- [21] M.E.J.Newman, Contemporary Physics **46**(5), 323-351 (2005).