

# High-dielectric constant and wide band gap inverse silver oxide phases of the ordered ternary alloys of $\text{SiO}_2$ , $\text{GeO}_2$ and $\text{SnO}_2$

C. Sevik\* and C. Bulutay†

Department of Physics, Bilkent University, Bilkent, Ankara, 06800, Turkey

(Dated: August 23, 2018)

High-dielectric constant and wide band gap oxides have important technological applications. The crystalline oxide polymorphs having lattice constant compatibility to silicon are particularly desirable. One recently reported candidate is the inverse silver oxide phase of  $\text{SiO}_2$ . First-principles study of this system together with its isovalent equivalents  $\text{GeO}_2$ ,  $\text{SnO}_2$  as well as their ternary alloys are performed. Within the framework of density functional theory both generalized gradient approximation and local density approximation (LDA) are employed to obtain their structural properties, elastic constants and the electronic band structures. To check the stability of these materials, phonon dispersion curves are computed which indicate that  $\text{GeO}_2$  and  $\text{SnO}_2$  have negative phonon branches whereas their ternary alloys  $\text{Si}_{0.5}\text{Ge}_{0.5}\text{O}_2$ ,  $\text{Si}_{0.5}\text{Sn}_{0.5}\text{O}_2$ , and  $\text{Ge}_{0.5}\text{Sn}_{0.5}\text{O}_2$  are all stable within LDA possessing dielectric constants ranging between 10 to 20. Furthermore, the lattice constant of  $\text{Si}_{0.5}\text{Ge}_{0.5}\text{O}_2$  is virtually identical to the  $\text{Si}(100)$  surface. The  $\text{GW}$  band gaps of the stable materials are computed which restore the wide band gap values in addition to their high dielectric constants.

PACS numbers: 61.50.Ah, 62.20.Dc, 63.20.Dj, 71.15.Mb, 71.20.-b, 71.20.Ps, 77.22.Ch

High-dielectric constant and wide band gap oxides are of general interest for the next-generation gate oxides for silicon-based electronics<sup>1</sup> and also as host matrices for nonvolatile flash memory applications.<sup>2</sup> Amorphous oxides have been generally preferred as they are good glass-formers which tend to minimize the number of dangling bonds at the interface. In this respect, poly-crystalline oxides are undesirable as the grain boundaries cause higher leakage currents and possible diffusion paths for dopants.<sup>1</sup> On the other hand, *crystalline* oxide grown epitaxially on silicon<sup>3</sup> can be favorable as it will result in high interface quality provided that it is lattice-matched to Si.

Very recently, Ouyang and Ching<sup>4</sup> have reported a high-density cubic polymorph of  $\text{SiO}_2$  in the inverse  $\text{Ag}_2\text{O}$  structure, named by them as the i-phase, possessing both high dielectric constant, as in stishovite phase, and the lattice constant compatibility to  $\text{Si}(100)$  face which make it very attractive for electronic applications. In this computational work, we continue this search for the crystalline high-dielectric constant oxides with the i-phases of  $\text{GeO}_2$  and  $\text{SnO}_2$  as well as their ordered ternary alloys with  $\text{SiO}_2$ . This pursuit is in line with the International Technology Roadmap for Semiconductors where computational synthesis of novel high-dielectric materials is emphasized.<sup>5</sup> We employ the well-established *ab initio* framework based on the density functional theory within the generalized gradient approximation and local density approximation using pseudopotentials and a plane wave basis.<sup>6</sup>

The unit cell for the ordered ternary alloy  $\text{X}_{0.5}\text{Y}_{0.5}\text{O}_2$  in the inverse  $\text{Ag}_2\text{O}$  structure is shown in Fig. 1. Structural and electronic properties of the i-phase structures under consideration have been calculated within the density functional theory,<sup>6</sup> using the plane wave basis pseudopotential method as implemented in the ABINIT

code.<sup>7</sup> The results are obtained under the the generalized gradient approximation (GGA) and local density approximation (LDA) where for the exchange-correlation interactions we use the Teter-Pade parameterization,<sup>8</sup> which reproduces Perdew-Zunger<sup>9</sup> (which reproduces the quantum Monte Carlo electron gas data of Ceperley and Alder<sup>10</sup>). We tested the LDA results under two different norm-conserving Troullier and Martins<sup>11</sup> type pseudopotentials, which were generated by A. Khein and D.C. Allan (KA) and Fritz Haber Institute (FHI); for either set, the  $d$  electrons were not included in the valence configuration. Our calculated values for these two types of pseudopotentials were very similar.

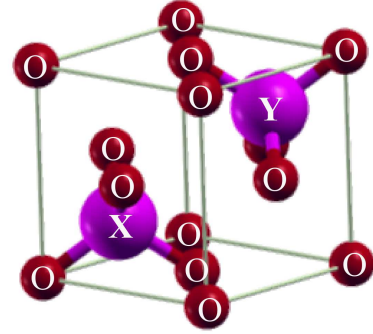


FIG. 1: Ball and stick model of the i-phase ordered ternary alloy  $\text{X}_{0.5}\text{Y}_{0.5}\text{O}_2$ .

In the course of both GGA and LDA computations, the plane wave energy cutoff and  $k$ -point sampling were chosen to assure a 0.001 eV energy convergence for all i-phase crystals. In the case of  $\text{SiO}_2$  this demands a 65 Ha plane wave energy cutoff and  $10 \times 10 \times 10$   $k$ -point sampling. Phonon dispersions and phonon density of

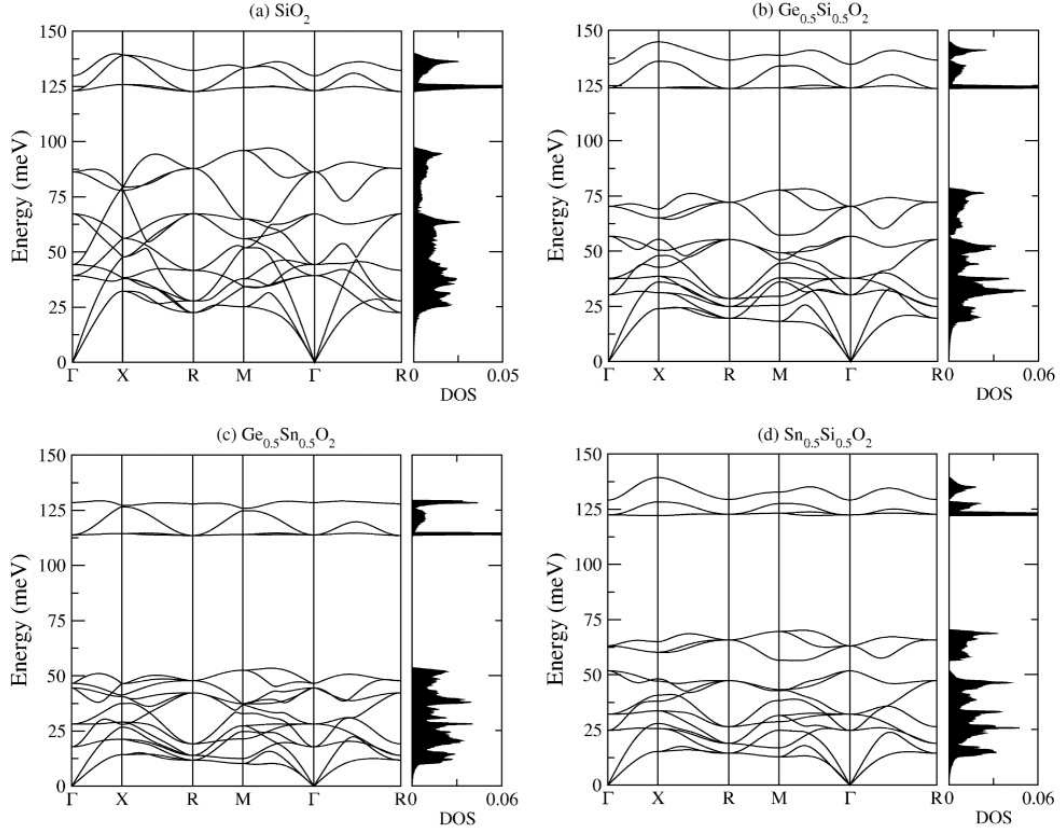


FIG. 2: LDA phonon dispersions and the phonon DOS (a. u.) of the stable crystals: (a)  $\text{SiO}_2$ , (b)  $\text{Ge}_{0.5}\text{Si}_{0.5}\text{O}_2$ , (c)  $\text{Ge}_{0.5}\text{Sn}_{0.5}\text{O}_2$ , and (d)  $\text{Si}_{0.5}\text{Sn}_{0.5}\text{O}_2$ .

states were computed by the PHON program<sup>12</sup> using a  $2 \times 2 \times 2$  supercell of 48 atoms to construct the dynamical matrix. The required forces were extracted from ABINIT. The corrected band gap values are computed by obtaining self-energy corrections to the DFT Kohn-Sham eigenvalues in the *GW* approximation.<sup>13</sup> All parameters used during the *GW* calculation were chosen to assure a 0.001 eV energy convergence.

TABLE I: First-principles LDA and GGA structural data for i-phase crystals.

Crystal		a (Å)	Density (gr/cm <sup>3</sup> )	x-O (Å)	y-O (Å)
SiO <sub>2</sub>	LDA	3.734	3.830	1.617	
	GGA	3.801	3.633	1.646	
GeO <sub>2</sub>	LDA	3.916	5.781	1.696	
	GGA	4.053	5.215	1.755	
SnO <sub>2</sub>	LDA	4.180	6.864	1.808	
	GGA	4.452	5.671	1.928	
Ge <sub>0.5</sub> Si <sub>0.5</sub> O <sub>2</sub>	LDA	3.836	4.843	1.697	1.625
	GGA	3.923	4.528	1.762	1.635
Ge <sub>0.5</sub> Sn <sub>0.5</sub> O <sub>2</sub>	LDA	4.042	6.416	1.688	1.813
	GGA	4.250	5.522	1.748	1.932
Sn <sub>0.5</sub> Si <sub>0.5</sub> O <sub>2</sub>	LDA	3.970	5.590	1.818	1.620
	GGA	4.114	5.015	1.935	1.628

Using  $\text{XO}_2$  and  $\text{X}_{0.5}\text{Y}_{0.5}\text{O}_2$  as the generic notation, the O-X-O and O-Y-O bond angles are 109.47° and the X-O-X and X-O-Y bond angles are 180° according to the crystal construction of this cubic i-phase (cf. Fig. 1). Other structural information such as the lattice constants and bond lengths of all i-phase crystals are listed in Table I. The Si(100) surface lattice constant is about

TABLE II: Elastic constants and bulk modulus for each crystal.

Crystal		$C_{11}$ (GPa)	$C_{12}$ (GPa)	$C_{44}$ (GPa)	$B$ (GPa)
SiO <sub>2</sub>	LDA	383.6	260.0	243.0	301
	GGA	354.3	232.1	227.9	273
GeO <sub>2</sub>	LDA	297.0	231.2	175.6	253
SnO <sub>2</sub>	LDA	208.9	185.5	113.9	193
Ge <sub>0.5</sub> Si <sub>0.5</sub> O <sub>2</sub>	LDA	349.4	253.2	200.0	285
	GGA	292.8	203.9	161.8	234
Ge <sub>0.5</sub> Sn <sub>0.5</sub> O <sub>2</sub>	LDA	255.4	210.8	106.3	226
Sn <sub>0.5</sub> Si <sub>0.5</sub> O <sub>2</sub>	LDA	277.5	217.4	103.9	237
	GGA	238.3	183.0	202.8	201

3.83 Å, therefore according to LDA results  $\text{Si}_{0.5}\text{Ge}_{0.5}\text{O}_2$  is of particular interest as it can be epitaxially grown on Si without any strain. According to our well-converged calculations  $\text{Si}_{0.5}\text{Ge}_{0.5}\text{O}_2$  has a lower total energy com-

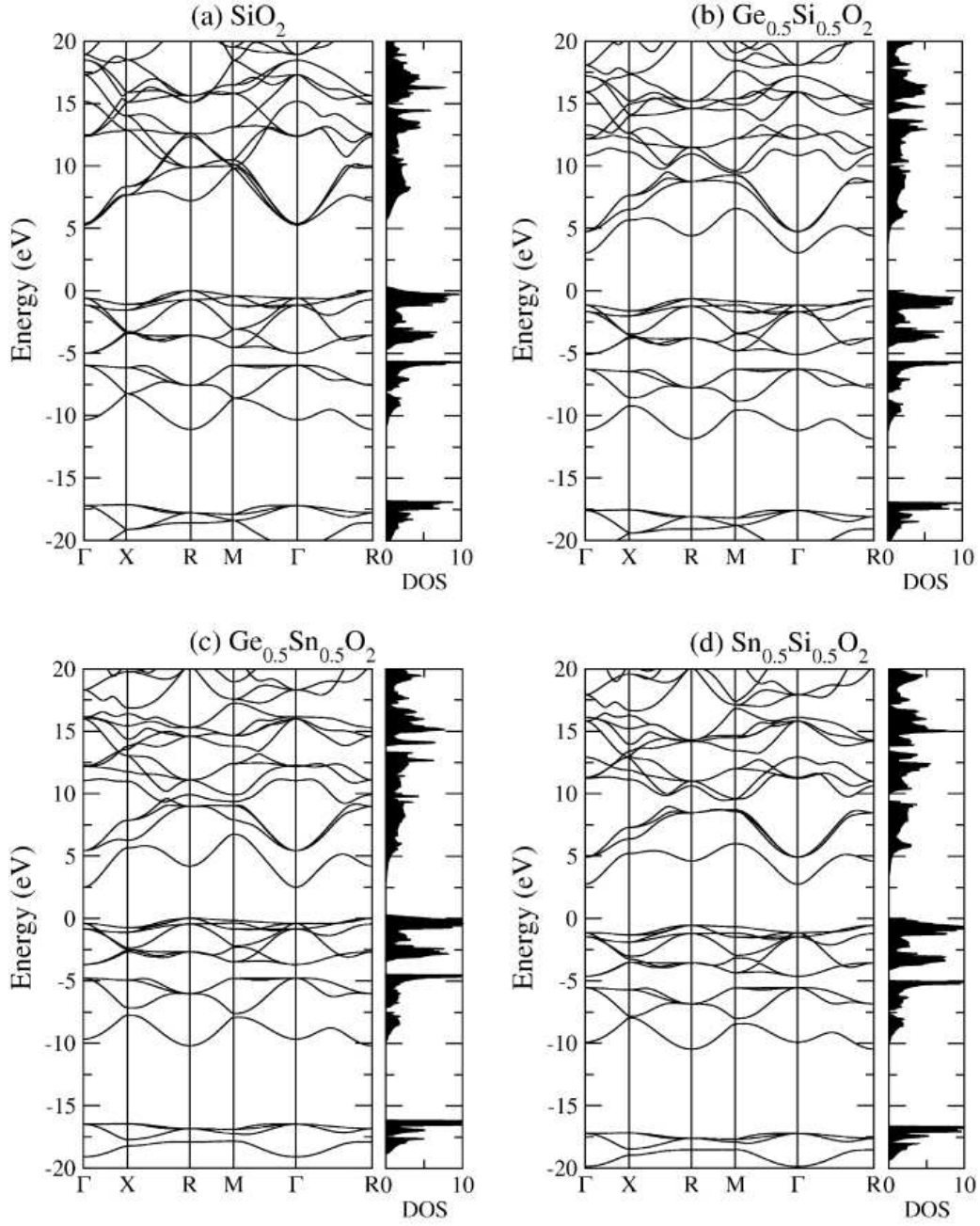


FIG. 3: LDA electronic band structure and DOS (States/eV cell) of i-phase (a)  $\text{SiO}_2$ , (b)  $\text{Ge}_{0.5}\text{Si}_{0.5}\text{O}_2$ , (c)  $\text{Ge}_{0.5}\text{Sn}_{0.5}\text{O}_2$ , and (d)  $\text{Sn}_{0.5}\text{Si}_{0.5}\text{O}_2$ .

pared to both  $\text{SiO}_2$  and  $\text{GeO}_2$ , the latter itself is unstable as will be shown later; this can be taken as some indication of immunity to the phase separation of this ternary alloy into its binary compounds.

The LDA and GGA results of the three independent elastic constants and bulk modulus for all crystals are tabulated in Table II. An important concern is the stability of these cubic phases. The requirement of mechanical stability on the elastic constants in a cubic crystal leads to the following constraints:  $C_{11} > C_{12}$ ,  $C_{11} > 0$ ,

$C_{44} > 0$ , and  $C_{11} + 2C_{12} > 0$ . The elastic constants calculated by both LDA and GGA shown in Table II satisfy these stability conditions. Furthermore, we compute the LDA and GGA phonon dispersion curves of these structures using the PHON program.<sup>12</sup> First, to verify the validity of the results of the PHON program we compute the phonon dispersions of the  $\text{SiO}_2$  and  $\text{GeO}_2$  by using both PHON and ANADDB extension of the ABINIT code.<sup>7</sup> There exists a good agreement between two calculations. Next, we calculate the phonon dispersions of the

all i-phase crystals via PHON program with forces obtained from LDA and GGA. It is observed that  $\text{SiO}_2$  is at least locally stable whereas  $\text{GeO}_2$  and  $\text{SnO}_2$  contains negative phonon branches which signal an instability of these phases. As for their alloy,  $\text{Ge}_{0.5}\text{Sn}_{0.5}\text{O}_2$ , according to LDA this material is stable whereas within GGA it comes out as unstable. For the stable structures the LDA phonon dispersions and the associated phonon density of states (DOS) are shown in Fig. 2.

TABLE III: LDA and GGA dielectric permittivity tensor for the stable crystals.

Crystal		$\epsilon_{xx}^0 = \epsilon_{yy}^0 = \epsilon_{zz}^0$	$\epsilon_{xx}^\infty = \epsilon_{yy}^\infty = \epsilon_{zz}^\infty$
$\text{SiO}_2$	LDA	9.857	3.285
	GGA	9.970	3.303
$\text{Ge}_{0.5}\text{Si}_{0.5}\text{O}_2$	LDA	11.730	3.416
	GGA	14.383	3.585
$\text{Ge}_{0.5}\text{Sn}_{0.5}\text{O}_2$	LDA	19.415	3.527
$\text{Sn}_{0.5}\text{Si}_{0.5}\text{O}_2$	LDA	12.883	3.360
	GGA	18.096	3.711

For the stable systems, the static and high-frequency dielectric constants are listed in Table III. The static dielectric constants falling in the range between 10 to 20 suggest that these are moderately high dielectric constant crystals. It can be observed that GGA yields systematically higher values for the dielectric constants of these structures. Employing KA pseudopotentials, the LDA band structure for the crystals are displayed along the high-symmetry lines in Fig. 3 including the electronic DOS. The widths of the valence bands get progressively narrowed from Fig. 3(a) to (d), i.e., from  $\text{SiO}_2$  to  $\text{Sn}_{0.5}\text{Si}_{0.5}\text{O}_2$ . For all of the i-phase crystals under consideration including the unstable ones the conduction band minima occur at the  $\Gamma$  point whereas the valence band maxima are located at  $R$  point making them indirect band gap semiconductors. As tabulated in Table IV, the direct band gap values are only marginally above the indirect band gap values. Again GGA systematically yields narrower band gaps compared to LDA.

A renown artifact of LDA is that for semiconductors and insulators band gaps are underestimated.<sup>6</sup> In this work, the corrected band gap values are also provided by  $GW$  approximation. As there are different  $GW$  implementations we briefly highlight the particular methodology followed in the ABINIT code. First, a converged ground state calculation (at fixed lattice parameters and atomic positions) is done to get self-consistent density and potential, and Kohn-Sham eigenvalues and eigenfunctions at the relevant band extrema  $k$ -points as well as on a regular grid of  $k$ -points. Next, on the basis of these available Kohn-Sham data, the independent-particle susceptibility matrix  $\chi_0$  is computed on a regular grid of  $q$ -points, for at least two frequencies (usually, zero frequency and a large pure imaginary frequency - on the order of the plasmon frequency, a dozen of eV). Finally,

the Random Phase Approximation susceptibility matrix,  $\chi$ , the dielectric matrix  $\epsilon$  and its inverse  $\epsilon^{-1}$  are computed. On this basis, the self-energy,  $\Sigma$  matrix element at the given  $k$ -point is computed to derive the  $GW$  eigenvalues for the target states at this  $k$ -point. Note that this  $GW$  correction is achieved as a one-shot calculation (i.e., no overall self-consistency) hence, our results technically corresponds to  $G_0W_0$  which has been the standard approach as originally proposal by Hedin.<sup>14</sup> The  $GW$  correction as can be observed from Table IV restores the wide band gap values; this feature is essential for these materials to provide sufficient confinement to carriers of the narrow band gap semiconductors such as silicon.

TABLE IV: Indirect ( $E_g$ ) and direct ( $E_{g,\Gamma}$ ) band gaps for each i-phase crystal within LDA, GGA, and for the stable structures the  $GW$  approximation (GWA).

Crystal		$E_g$ (eV)	$E_{g,\Gamma}$ (eV)
$\text{SiO}_2$	LDA	5.269	5.870
	GGA	4.584	5.155
	GWA	7.283	7.964
$\text{GeO}_2$	LDA	2.402	2.511
$\text{SnO}_2$	LDA	2.285	2.670
$\text{Ge}_{0.5}\text{Si}_{0.5}\text{O}_2$	LDA	3.666	4.179
	GGA	2.558	3.005
	GWA	5.943	6.513
$\text{Ge}_{0.5}\text{Sn}_{0.5}\text{O}_2$	LDA	2.487	2.900
	GGA	0.767	0.865
	GWA	4.533	4.972
$\text{Sn}_{0.5}\text{Si}_{0.5}\text{O}_2$	LDA	3.292	3.900
	GGA	1.763	2.304
	GWA	5.484	6.153

We have also considered the i-phase of  $\text{PbO}_2$  which turned out to be unstable and hence its *ab initio* data are not included. In this work, we do not consider the thermodynamic stability of these i-phase oxides. However, for technological applications rather than bulk systems the epitaxial growth conditions become more critical.<sup>15</sup> A promising direction can be the finite temperature investigation<sup>16</sup> of these i-phase isovalent structures on  $\text{Si}(100)$  surfaces using large number of monolayers.

This first-principles study suggests that the i-phases of  $\text{GeO}_2$  and  $\text{SnO}_2$  are unstable whereas  $\text{SiO}_2$ ,  $\text{Si}_{0.5}\text{Ge}_{0.5}\text{O}_2$ ,  $\text{Si}_{0.5}\text{Sn}_{0.5}\text{O}_2$  are particularly promising due to their high dielectric constants as well as wide band gaps as restored by the  $GW$  correction. Moreover, they are lattice-matched to  $\text{Si}(100)$  face, especially for the case of  $\text{Si}_{0.5}\text{Ge}_{0.5}\text{O}_2$ . We believe that these findings can further boost the research on the crystalline oxides.

This work has been supported by the European FP6 Project SEMINANO with the contract number NMP4 CT2004 505285. We would like to thank O. Güleren, R. Eryiğit, T. Gürel, D. Çakır and T. Yıldırım for their useful advices. The computations were performed in part at the ULAKBİM High Performance Computing Center.

- 
- \* Electronic address: sevik@fen.bilkent.edu.tr  
† Electronic address: bulutay@fen.bilkent.edu.tr
- <sup>1</sup> J. Robertson, Rep. Prog. Phys., **69**, 327 (2006).
  - <sup>2</sup> D. W. Kim, T. Kim, S. K. Banerjee, IEEE Trans. Electron Devices, **50**, 1823 (2003); M. She, T. J. King, IEEE Trans. Electron Devices, **50**, 1934 (2003).
  - <sup>3</sup> Z. Yu, Y. Liang, C. Overgaard, X. Hu, J. Curless, H. Li, Y. Wei, B. Craigo, D. Jordan, R. Droopad, J. Finder, K. Eisenbeiser, D. Marshall, K. Moore, J. Kulik, P. Fejes, Thin Solid Films **462**, 51 (2004).
  - <sup>4</sup> L. Ouyang and W. Y. Ching, Phys. Stat. Sol. (b), **242**, R64 (2005).
  - <sup>5</sup> The latest edition of the ITRS roadmap can be found at <http://public.itrs.net>
  - <sup>6</sup> R. M. Martin, Electronic Structure, Cambridge University Press, Cambridge, 2004.
  - <sup>7</sup> X. Gonze, J. M. Beuken, R. Caracas, F. Detraux, M. Fuchs, G. M. Rignanese, L. Sindic, M. Verstraete, G. Zerah, F. Jollet, M. Torrent, A. Roy, M. Mikami, P. Ghosez, J. Y. Raty, D. C. Allan, Comput. Mater. Sci., **25**, 478 (2002).
  - <sup>8</sup> S. Goedecker, M. Teter, and J. Hutter, Phys. Rev. B, **54**, 1703 (1996).
  - <sup>9</sup> J. P. Perdew and A. Zunger, Phys. Rev. B, **23**, 5048 (1981).
  - <sup>10</sup> D. M. Ceperley and B. J. Alder, Phys. Rev. Lett., **45**, 566 (1980).
  - <sup>11</sup> N. Troullier and J. L. Martins, Solid State Commun., **74**, 613, 1990; Phys. Rev. B, **43**, 1993 (1991); Phys. Rev. B, **43**, 8861 (1991).
  - <sup>12</sup> D. Alfle, (1998). Program available at <http://chianti.geol.ucl.ac.uk/~dario/>
  - <sup>13</sup> W. G. Aulbur, L. Jonsson, J. W. Wilkins, Solid State Physics **54**, 1 (2000).
  - <sup>14</sup> L. Hedin, Phys. Rev. **139**, A796 (1965).
  - <sup>15</sup> K. J. Hubbard, D. G. Schlom, J. Materials Research **11**, 2757 (1996).
  - <sup>16</sup> A. Pasquarello, M. S. Hybertsen, and R. Car, Nature (London) **396**, 58 (1998).