

Sub-extensive singularity in the 2D $\pm J$ Ising spin glass

Ronald Fisch*

382 Willowbrook Dr.

North Brunswick, NJ 08902

(Dated: February 8, 2020)

Abstract

The statistics of low energy states of the 2D Ising spin glass with +1 and -1 bonds are studied for $L \times L$ square lattices with $L \leq 48$, and $p = 0.5$, where p is the fraction of negative bonds, using periodic and/or antiperiodic boundary conditions. The behavior of the density of states near the ground state energy is analyzed as a function of L , in order to obtain the low temperature behavior of the model. For large finite L there is a range of T in which the latent heat is proportional to $T^{5.25 \pm 0.20}$. The range of T in which this behavior occurs scales to $T = 0$ as L increases.

PACS numbers: 75.10.Nr, 75.40.Mg, 75.60.Ch, 05.50.+q

In 1977, Thouless, Anderson and Palmer¹ (TAP) performed a mean-field theory analysis of the ring diagrams which contribute to the free energy of the Ising spin glass.^{2,3} They found that, above the critical temperature T_g , the contribution of these ring diagrams was sub-extensive. Therefore, in the thermodynamic limit, no signature of the transition is visible in the equilibrium thermodynamic functions. However, one can study the critical scaling behavior of finite systems.

In this work, by analyzing data obtained from exact calculations of the density of low-energy states for finite two-dimensional (2D) lattices, we will discover that a similar effect also occurs in 2D. The data were obtained using a slightly modified version of the computer program of Vondrák.⁴ Our data are completely consistent with the data of Lukic *et al.*,^{5,6} which were obtained using the same method. Our analysis of the data, however, is more detailed than theirs, and thus we arrive at somewhat different conclusions.

In two dimensions (2D), the spin-glass phase is not stable at finite temperature. Because of this, it is necessary to treat cases with continuous distributions of energies (CDE) and cases with quantized distributions of energies (QDE) separately.^{7,8} In this work we will study the QDE case.

The Hamiltonian of the EA model for Ising spins² is

$$H = - \sum_{\langle ij \rangle} J_{ij} \sigma_i \sigma_j, \quad (1)$$

where each spin σ_i is a dynamical variable which has two allowed states, +1 and -1. The $\langle ij \rangle$ indicates a sum over nearest neighbors on a simple square lattice of size $L \times L$. We choose each bond J_{ij} to be an independent identically distributed quenched random variable, with the probability distribution

$$P(J_{ij}) = p\delta(J_{ij} + 1) + (1 - p)\delta(J_{ij} - 1), \quad (2)$$

so that we actually set $J = 1$, as usual. Thus p is the concentration of antiferromagnetic bonds, and $(1 - p)$ is the concentration of ferromagnetic bonds. Here we will restrict our study to the equal mixture case, $p = 0.5$.

The ground state (GS) entropy is defined as the natural logarithm of the number of ground states. For each sample the GS energy E_0 and GS entropy S_0 were calculated for the four combinations of periodic and antiperiodic toroidal boundary conditions along each

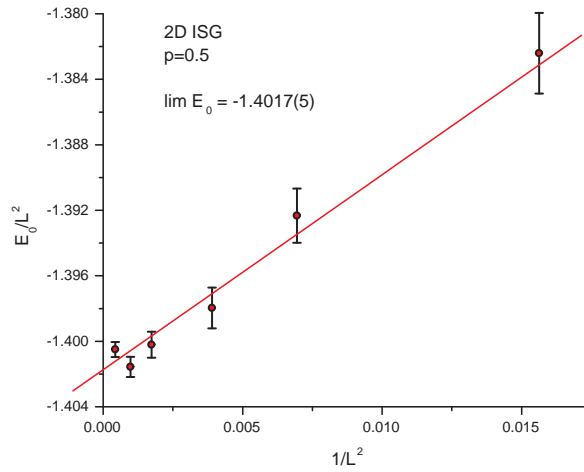


FIG. 1: (color online) Finite-size scaling of E_0/L^2 vs. $1/L^2$.

of the two axes of the square lattice. When $p = 0.5$, all four of these types of boundary conditions are statistically equivalent.

Data were obtained for lattices of sizes $L = 8, 12, 16, 24, 32$ and 48 . For each L , 500 different random sets of bonds were studied, for each of the four boundary conditions. Thus, combining the data for the different boundary conditions, we have 2000 values of E_0 and S_0 for each L .

With the boundary conditions we are using, for which there is no well-defined surface, the value of E_0 averaged over samples of the random bonds, is expected to obey

$$E_0/L^2 = e_0 + a_e/L^2. \quad (3)$$

Fig. 1 shows that this works well, and that the value of e_0 obtained from our data is $e_0 = -1.4017 \pm 0.0005$. This agrees well with the value found by Lukic *et al.*⁵

The finite-size scaling behavior of S_0 is slightly more complex. Lukic *et al.*⁵ used a single correction-to-scaling term, with a variable exponent. From a fundamental viewpoint, however, the natural form to use when adding another fitting parameter is

$$S_0/L^2 = s_0 + a_s/L^2 + b_s/L^4. \quad (4)$$

In Fig. 2 we see that this form works well, and gives a value of $s_0 = 0.07194 \pm 0.00010$. This value is slightly higher than the one quoted by Lukic *et al.*, but the difference comes from the different form of the fitting function rather than from differences in the data.

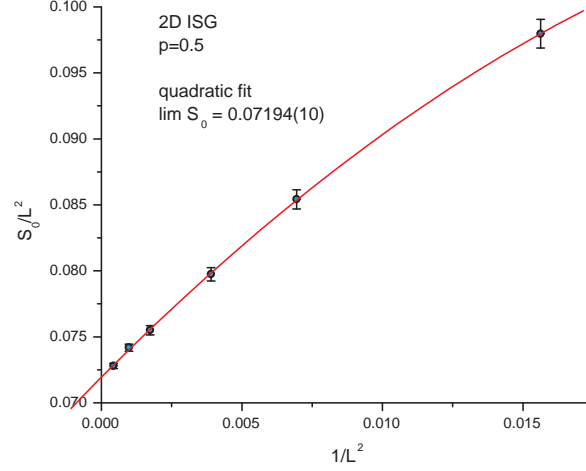


FIG. 2: (color online) Finite-size scaling of S_0/L^2 vs. $1/L^2$.

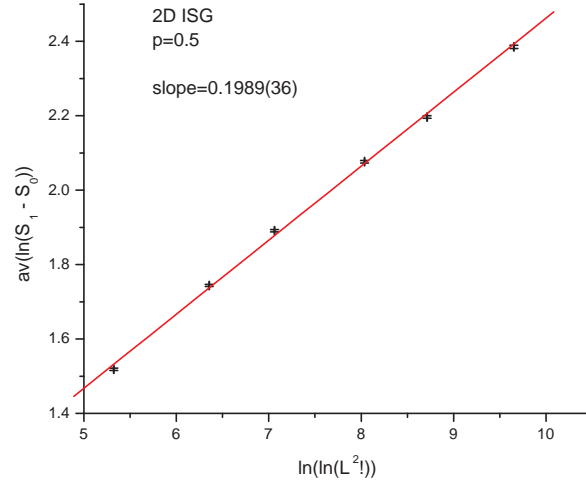


FIG. 3: (color online) Scaling of $S_1 - S_0$ with L .

In order to obtain information about the low temperature behavior, it is useful to study the scaling with L of $S_1 - S_0$, which is the ratio of the degeneracies of the lowest excited state and the GS.^{5,9,10,11} We found that

$$av(\ln(S_1 - S_0)) = \rho \ln(\ln((L^2)!)) + 0.473 \pm 0.027, \quad (5)$$

with $\rho = 0.1989 \pm 0.0036$ gives an excellent fit, as shown in Fig. 3. $av()$ is a configuration average over random samples. This form may appear arbitrary to the reader, but it was

suggested by the behavior of the fully frustrated 2D Ising model.^{10,11}

From this, we obtain the typical value of $S_1 - S_0$ to be

$$S_1 - S_0 = f(L) \approx A[\ln((L^2)!)]^\rho, \quad (6)$$

with $A = 1.605 \pm 0.044$, or, using Stirling's approximation,

$$f(L) \approx A[L^2(2\ln(L) - 1)]^\rho. \quad (7)$$

It follows immediately that the scaling of $S_1 - S_0$ with L is approximately a power law, with an exponent close to 0.4, times $\ln(L)$. This variation with L is much more rapid than the hypothesis of Wang and Swendsen,⁹ who argued for a dependence like $4\ln(L)$. To this extent, it agrees with the claims of Jörg *et al.*⁶

To obtain the actual behavior of the low temperature specific heat, we must carry the analysis further. The latent heat of a sample of size $L \times L$ at temperature T is given by

$$C(L, T) = \langle (E(L) - \langle E(L) \rangle)^2 \rangle / T^2, \quad (8)$$

where the angle brackets indicate a thermal average, and we are using units in which Boltzmann's constant is 1.

Writing the partition function of a sample explicitly gives

$$Z(T) = \sum_{n=0}^{|E_0|/2} \exp(S_n - S_0 - 4n/T). \quad (9)$$

The latent heat is then

$$C(L, T) = (T^2 Z)^{-1} \sum_{n=0}^{|E_0|/2} 16(n - n_*)^2 \exp(S_n - S_0 - 4n/T), \quad (10)$$

where n_* is the value of n for which the argument of the exponential has its maximum for a given sample at temperature T .

The average values of $S_n - S_0$ for small values of n are shown in Fig. 4, over our full range of L . The slope defined by these points is plotted versus $1/L$ in Fig. 5, and the limiting value of this slope for large L is found to be $\psi = 0.840 \pm 0.005$. This means that for $n \ll L^2$

$$S_n - S_0 \approx f(L)n^\psi, \quad (11)$$

and implies

$$(n_*(L, T))^{1-\psi} \approx \psi f(L)T/4. \quad (12)$$

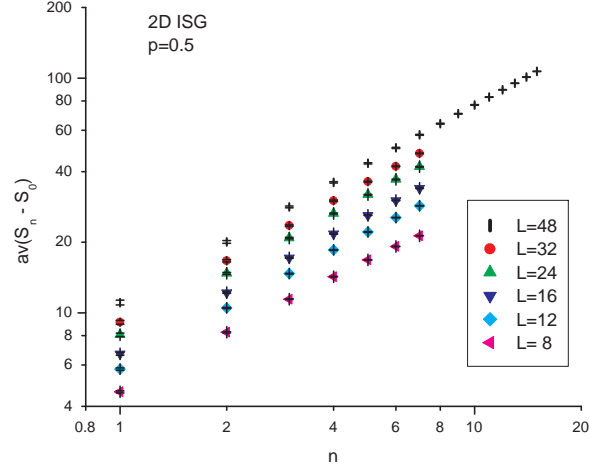


FIG. 4: (color online) Scaling of $av(S_n - S_0)$ with L , for small values of n . The axes are scaled logarithmically.

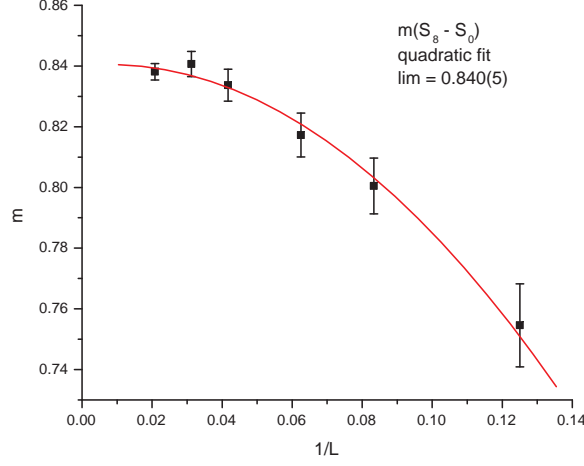


FIG. 5: (color online) Slope of $av(S_n - S_0)$ vs. $1/L$, for small values of n .

This can only be valid, however, if $0 < n_* \ll L^2$. If we take the limit $T \rightarrow 0$, holding L fixed, then $n_* \rightarrow 0$. Thus the limiting low temperature behavior of $C(L, T)$, for any fixed L is proportional to $\exp(-4/T)$, as it must be. We expect to see this behavior when $T < T_1$, where

$$T_1(L) = 4[L^2(2 \ln(L) - 1)]^{-\rho}/(\psi A) \quad (13)$$

is the temperature where $n_* = 1$.

Substituting our expressions for n_* and $S_n - S_0$ into Eqn. (10) gives

$$C(L, T) = 16T^{-2} \frac{\sum_{n=0}^{|E_0|/2} (n - (\psi AT/4)^{1/(1-\psi)} (L^2(2\ln(L) - 1))^{\rho/(1-\psi)})^2 \exp(g(n, L))}{\sum_{n=0}^{|E_0|/2} \exp(g(n, L))}, \quad (14)$$

where

$$g(n, L) = n^\psi [A(L^2(2\ln(L) - 1))^\rho - 4n^{1-\psi}/T]. \quad (15)$$

When we try to take the limit $L \rightarrow \infty$ holding T fixed, we get a surprise. The exponent $\rho/(1 - \psi)$ is very close to 1.25. (In fact, if this exponent is a rational number with a small denominator, as typically occurs in 2D, then it is likely to be exactly 1.25.) Because the exponent is greater than 1, Eqn. (12) is only valid for $T < T_x$, where T_x must go to zero as L increases. n_* cannot become larger than L^2 ! This condition requires that, when $L \rightarrow \infty$, T_x must also go to zero at least as fast as

$$T_x(L) \sim 4L^{-2(\rho+\psi-1)}(2\ln(L) - 1)^{-\rho}/(\psi A). \quad (16)$$

Although we do not have data to show that T_x actually behaves precisely in this way, it is at least plausible that T_x goes to zero more slowly than T_1 as L increases, since $\psi < 1$.

What this means is that the singularity we are studying is sub-extensive, just as the thermal singularity above T_g is in the TAP mean-field theory.¹ It also means that for L large, but finite, we expect there exists a temperature regime $T_1 \ll T \ll T_x$ in which the scaling behavior controlled by this singularity is observable.

Since $\langle E(L) \rangle$ is essentially $4n_*(L, T)$, the latent heat in this range of T is easily seen to be proportional to $T^{\psi/(1-\psi)}$, which is $T^{5.25 \pm 0.20}$. Because $T_x \rightarrow 0$ as $L \rightarrow \infty$, this behavior disappears in the thermodynamic limit. However, the exponent $-2(\rho + \psi - 1)$ is about -0.08 , so T_x is going to zero quite slowly. Thus the power-law behavior of $C(L, T)$ should be visible for macroscopic values of L .

Recently, Jörg *et al.*⁶ have claimed that a power-law behavior of $C(L, T)$ is evidence that the QDE is in the same universality class as the CDE. The more detailed analysis presented here does not support that claim.

In this work we have calculated in detail the low temperature thermal behavior of the 2D Ising spin glass with an equal mixture of $+1$ and -1 bonds. We have found that this behavior bears a strong qualitative resemblance to the behavior found in the TAP mean-field-theory analysis. For finite L there is a range of T for which $C(L, T)$ is proportional to $T^{5.25}$. However, this behavior disappears slowly as $L \rightarrow \infty$.

Acknowledgments

The author thanks Jan Vondrák for providing his computer code, and for help in learning how to use it. He is grateful to Princeton University for providing use of facilities.

* ron@princeton.edu

- ¹ D. J. Thouless, P. W. Anderson and R. G. Palmer, *Phil. Mag.* **35**, 593 (1977).
- ² S. F. Edwards and P. W. Anderson, *J. Phys. F* **5**, 965 (1975).
- ³ P. W. Anderson, in "Ill-Condensed Matter", R. Balian, R. Maynard and G. Toulouse, ed. (North-Holland, Amsterdam, 1979) pp. 162-261.
- ⁴ A. Galluccio, M. Loebl and J. Vondrák, *Phys. Rev. Lett.* **84**, 5924 (2000).
- ⁵ J. Lukic, A. Galluccio, E. Marinari, O. C. Martin and G. Rinaldi, *Phys. Rev. Lett.* **92**, 117202 (2004).
- ⁶ T. Jörg, J. Lukic, E. Marinari and O. C. Martin, cond-mat/0601480.
- ⁷ A. J. Bray and M. A. Moore, *Heidelberg Colloquium on Glassy Dynamics*, J. L. van Hemmen and I. Morgenstern, ed., (Springer, Berlin, 1986), pp. 121-153.
- ⁸ C. Amoruso, E. Marinari, O. C. Martin and A. Pagnani, *Phys. Rev. Lett.* **91**, 087201 (2003).
- ⁹ J.-S. Wang and R. H. Swendsen, *Phys. Rev. B* **38**, 4840 (1988).
- ¹⁰ L. Saul and M. Kardar, *Phys. Rev. E* **48**, R3221 (1993).
- ¹¹ L. Saul and M. Kardar, *Nucl. Phys. B* **432**, 641 (1994).