

# Subextensive singularity in the 2D $\pm J$ Ising spin glass

Ronald Fisch\*

*382 Willowbrook Dr.*

*North Brunswick, NJ 08902*

(Dated: February 8, 2020)

## Abstract

The statistics of low energy states of the 2D Ising spin glass with +1 and -1 bonds are studied for  $L \times L$  square lattices with  $L \leq 48$ , and  $p = 0.5$ , where  $p$  is the fraction of negative bonds, using periodic and/or antiperiodic boundary conditions. The behavior of the density of states near the ground state energy is analyzed as a function of  $L$ , in order to obtain the low temperature behavior of the model. For large finite  $L$  there is a range of  $T$  in which the heat capacity is proportional to  $T^{5.42 \pm 0.05}$ . The range of  $T$  in which this behavior occurs scales slowly to  $T = 0$  as  $L$  increases.

PACS numbers: 75.10.Nr, 75.40.Mg, 75.60.Ch, 05.50.+q

In 1977, Thouless, Anderson and Palmer<sup>1</sup> (TAP) performed a mean-field theory analysis of the ring diagrams which contribute to the free energy of the Ising spin glass.<sup>2,3</sup> They found that, above the critical temperature  $T_g$ , the contribution of these ring diagrams was subextensive. Therefore, in the thermodynamic limit, no signature of the transition is visible in the equilibrium thermodynamic functions. However, one can study the critical scaling behavior of finite systems.

While it is true that hyperscaling is always violated in a mean-field theory, TAP showed that a spin glass has severe fluctuations of the order parameter even at the mean-field level. Later, it was shown by Sompolinsky and Zippelius<sup>4,5</sup> that the Ising spin glass also violates the fluctuation-dissipation theorem. Thus one should not be surprised if it turns out that the spin glass does not obey other relations which work for ordinary phase transitions.

In this work we analyze data obtained from exact calculations of the density of low-energy states for finite two-dimensional (2D) lattices. We will discover that an unusual effect, similar to the violation of hyperscaling found in mean-field theory, also occurs in 2D. The data were obtained using a slightly modified version of the computer program of Vondrák,<sup>6</sup> which is based on the Pfaffian method. Our data are completely consistent with the data of Lukic *et al.*,<sup>7,8</sup> which were obtained using the same algorithm. Our analysis of the data, however, is more detailed than theirs, and thus we arrive at somewhat different conclusions.

In two dimensions (2D), the spin-glass phase is not stable at finite temperature. Because of this, it is necessary to treat cases with continuous distributions of energies (CDE) and cases with quantized distributions of energies (QDE) separately.<sup>9,10</sup> In this work we will study the QDE case.

The Hamiltonian of the EA model for Ising spins<sup>2</sup> is

$$H = - \sum_{\langle ij \rangle} J_{ij} \sigma_i \sigma_j, \quad (1)$$

where each spin  $\sigma_i$  is a dynamical variable which has two allowed states, +1 and -1. The  $\langle ij \rangle$  indicates a sum over nearest neighbors on a simple square lattice of size  $L \times L$ . We choose each bond  $J_{ij}$  to be an independent identically distributed quenched random variable, with the probability distribution

$$P(J_{ij}) = p\delta(J_{ij} + 1) + (1 - p)\delta(J_{ij} - 1), \quad (2)$$

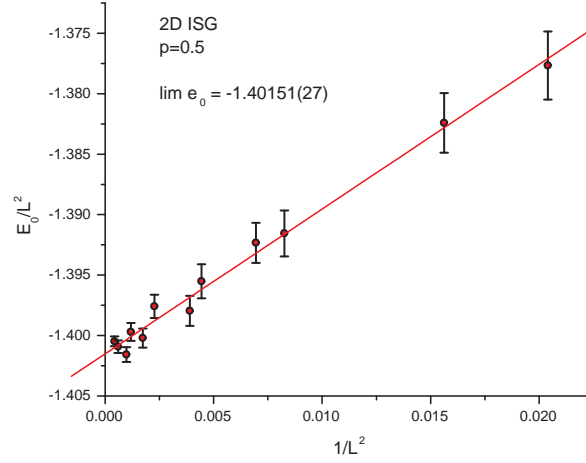


FIG. 1: (color online) Finite-size scaling of  $E_0/L^2$  vs.  $1/L^2$ .

so that we actually set  $J = 1$ , as usual. Thus  $p$  is the concentration of antiferromagnetic bonds, and  $(1 - p)$  is the concentration of ferromagnetic bonds. Here we will restrict our study to the equal mixture case,  $p = 0.5$ .

The ground state (GS) entropy is defined as the natural logarithm of the number of ground states. For each sample the GS energy  $E_0$  and GS entropy  $S_0$  were calculated for the four combinations of periodic and antiperiodic toroidal boundary conditions along each of the two axes of the square lattice. When  $p = 0.5$ , all four of these types of boundary conditions are statistically equivalent.

Data were obtained for lattices of sizes  $L = 7, 8, 11, 12, 15, 16, 21, 24, 29, 32, 41$  and  $48$ . For each  $L$ , 500 different random sets of bonds were studied, for each of the four boundary conditions. Thus, combining the data for the different boundary conditions, we have 2000 values of  $E_0$  and  $S_0$  for each  $L$ .

With the boundary conditions we are using, for which there is no well-defined surface, the value of  $E_0$  averaged over samples of the random bonds, is expected to obey

$$E_0/L^2 = e_0 + a_e/L^2. \quad (3)$$

Fig. 1 shows that this works well, and that the value of  $e_0$  obtained from our data is  $e_0 = -1.40151 \pm 0.00027$ . This agrees with the value found by Lukic *et al.*<sup>7</sup> All statistical error estimates shown in this work represent one standard deviation. The best estimate of  $e_0$  is still the one of Palmer and Adler,<sup>11</sup> which uses a method for which one can go to much

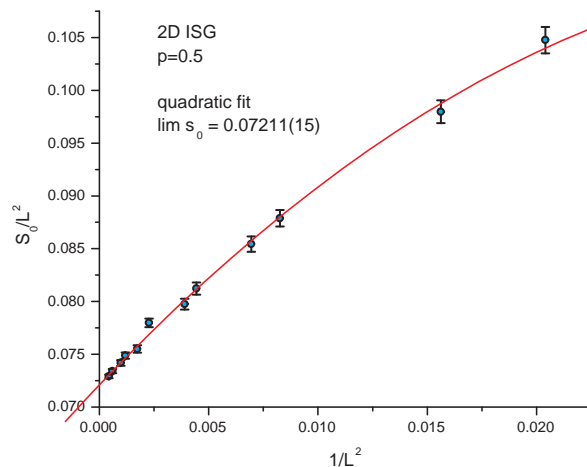


FIG. 2: (color online) Finite-size scaling of  $S_0/L^2$  vs.  $1/L^2$ .

larger  $L$ , because the entropy is not calculated.

The finite-size scaling behavior of  $S_0$  is slightly more complex. Lukic *et al.*<sup>7</sup> used a single correction-to-scaling term, with an exponent  $-(2 + \Theta_S)$ . From a fundamental viewpoint,<sup>12</sup> however, when  $\Theta_S$  is positive the natural form to use when adding another fitting parameter is

$$S_0/L^2 = s_0 + a_s/L^2 + b_s/L^4. \quad (4)$$

In Fig. 2 we see that this form works well, and gives a value of  $s_0 = 0.07211 \pm 0.00015$ . This value is slightly higher than the one quoted by Lukic *et al.*, but the difference comes primarily from the different form of the fitting function rather than from differences in the data. By comparing with the work of Bouchaud, Krzakala and Martin,<sup>12</sup> one sees that Lukic *et al.* have made a sign error, and that their fit actually uses a negative value for  $\Theta_S$ , which is incorrect.<sup>13,14</sup>

In order to obtain information about the low temperature behavior, it is useful to study the scaling with  $L$  of  $S_1 - S_0$ , which is the ratio of the degeneracies of the lowest excited state and the GS.<sup>7,13,14,15</sup> We found that

$$av(\ln(S_1 - S_0)) = \rho \ln(\ln((L^2)!)) + 0.528 \pm 0.011, \quad (5)$$

with  $\rho = 0.1921 \pm 0.0015$  gives an excellent fit for  $L > 10$ , as shown in Fig. 3.  $av()$  is a configuration average over random samples. The points for  $L = 7$  and 8 (not shown in the figure) are below the fitted line, due to corrections to scaling at small  $L$ .

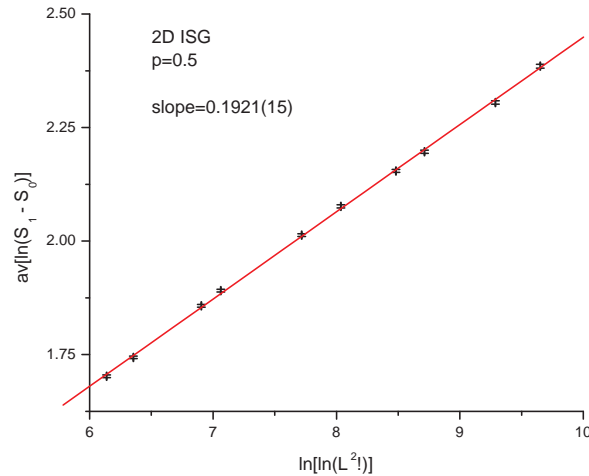


FIG. 3: (color online) Scaling of  $S_1 - S_0$  with  $L$ .

The choice  $\ln(\ln((L^2)!))$  may appear arbitrary to the reader, but it was suggested by the behavior of the fully frustrated 2D Ising model.<sup>13,14</sup> In principle, if one could go to very large values of  $L$ , one could obtain  $\rho$  by plotting the data against  $2\ln(L)$ . From Stirling's approximation one sees immediately that the difference between using  $2\ln(L)$  and  $\ln(\ln((L^2)!))$  is a logarithmic correction to scaling. This logarithmic correction appears to be present in the data, however, and a much better fit is obtained if one does things as shown here.

If one uses  $2\ln(L - 3)$  an excellent fit over the range of the data is obtained. However, this seems completely artificial to the author. In any case the value of  $\rho = 0.1948 \pm 0.0008$  which one finds from this form is close to the one shown in Fig. 3. (The reason why the statistical error in this number is so small is that no contribution from the uncertainty in the fitting parameter “3” is included.)

The reason for taking the configuration average of  $\ln(S_1 - S_0)$  rather than taking the logarithm of  $\text{av}(S_1 - S_0)$  is that in this way we find the most probable value.<sup>16,17</sup> The probability distributions for  $S_1 - S_0$  are highly skewed, and the most probable value scales differently with  $L$  than  $\text{av}(S_1 - S_0)$  does. To illustrate this point, in Fig. 4 we show a histogram of the distribution of  $S_1 - S_0$  for the  $L = 48$  lattices. It is the typical or most probable value which is the experimentally observable quantity, as established by Edwards and Anderson<sup>2</sup> for the spin glass.

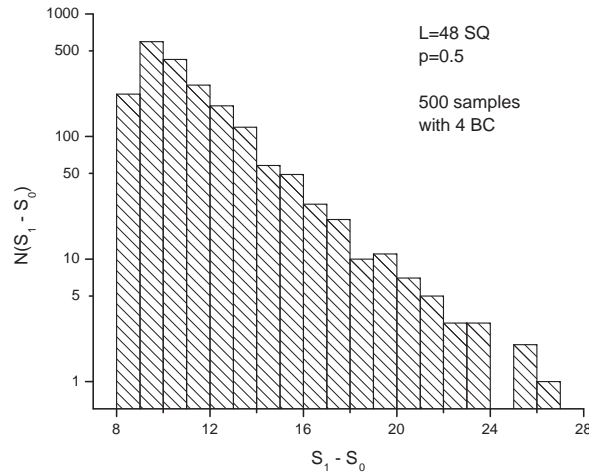


FIG. 4: Histogram of the distribution of  $S_1 - S_0$  for  $L = 48$ .

From this analysis, we obtain the typical value of  $S_1 - S_0$  to be

$$S_1 - S_0 = f(L) \approx A[\ln((L^2)!)]^\rho, \quad (6)$$

with  $A = 1.696 \pm 0.019$ , or, using Stirling's approximation,

$$f(L) \approx A[L^2(2 \ln(L) - 1)]^\rho. \quad (7)$$

It follows immediately that the scaling of  $S_1 - S_0$  with  $L$  is approximately a power law, with an exponent close to 0.4, times  $\ln(L)$ . This variation with  $L$  is much more rapid than the hypothesis of Wang and Swendsen,<sup>15</sup> who argued for a dependence like  $4 \ln(L)$ . To this extent, it agrees with the claims of Jörg *et al.*<sup>8</sup>

To obtain the actual behavior of the low temperature specific heat, we must carry the analysis further. The heat capacity of a sample of size  $L \times L$  at temperature  $T$  is given by

$$C(L, T) = \langle (E(L) - \langle E(L) \rangle)^2 \rangle / T^2, \quad (8)$$

where the angle brackets indicate a thermal average, and we are using units in which Boltzmann's constant is 1.

Writing the partition function of a sample explicitly gives

$$Z(T) = \sum_{n=0}^{|E_0|/2} \exp(S_n - S_0 - 4n/T). \quad (9)$$

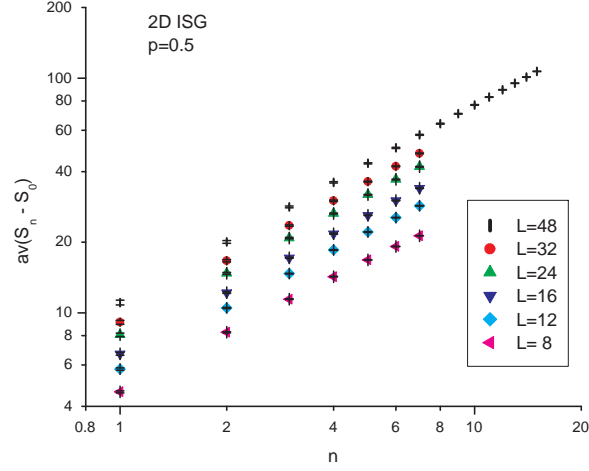


FIG. 5: (color online) Scaling of  $av(S_n - S_0)$  with  $L$ , for small values of  $n$ . The axes are scaled logarithmically.

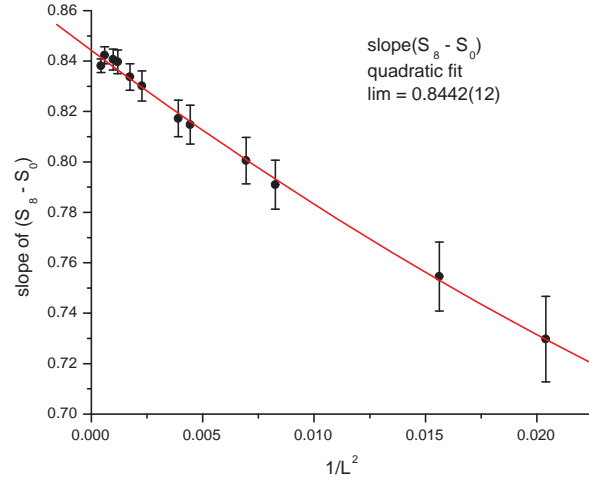


FIG. 6: (color online) Slope of  $av(S_n - S_0)$  vs.  $1/L$ , for small values of  $n$ .

The heat capacity is then

$$C(L, T) = (T^2 Z)^{-1} \sum_{n=0}^{|E_0|/2} 16(n - n_*)^2 \exp(S_n - S_0 - 4n/T), \quad (10)$$

where  $n_*$  is the value of  $n$  for which the argument of the exponential has its maximum for a given sample at temperature  $T$ .

The average values of  $S_n - S_0$  for small values of  $n$  are shown in Fig. 5, over our full range

of  $L$ . The slope defined by these points is plotted versus  $1/L$  in Fig. 6, and the limiting value of this slope for large  $L$  is found to be  $\psi = 0.8442 \pm 0.0012$ . This means that for  $n \ll L^2$

$$S_n - S_0 \approx f(L)n^\psi, \quad (11)$$

and implies

$$(n_*(L, T))^{1-\psi} \approx \psi f(L)T/4. \quad (12)$$

This can only be valid, however, if  $0 < n_* \ll L^2$ . If we take the limit  $T \rightarrow 0$ , holding  $L$  fixed, then  $n_* \rightarrow 0$ . Thus the limiting low temperature behavior of  $C(L, T)$ , for any fixed  $L$  is proportional to  $\exp(-4/T)$ , as it must be. We expect to see this behavior when  $T < T_1$ , where

$$T_1(L) = 4[L^2(2 \ln(L) - 1)]^{-\rho}/(\psi A) \quad (13)$$

is the temperature where  $n_* = 1$ .

Substituting our expressions for  $n_*$  and  $S_n - S_0$  into Eqn. (10) gives

$$C(L, T) = 16T^{-2} \frac{\sum_{n=0}^{|E_0|/2} (n - (\psi AT/4))^{1/(1-\psi)} (L^2(2 \ln(L) - 1))^{\rho/(1-\psi)} \exp(g(n, L))}{\sum_{n=0}^{|E_0|/2} \exp(g(n, L))}, \quad (14)$$

where

$$g(n, L) = n^\psi [A(L^2(2 \ln(L) - 1))^\rho - 4n^{1-\psi}/T]. \quad (15)$$

When we try to take the limit  $L \rightarrow \infty$  holding  $T$  fixed, we get a surprise. The exponent  $\rho/(1 - \psi)$  is  $1.233 \pm 0.019$ . Because this exponent is greater than 1, Eqn. (12) is only valid for  $T < T_x$ , where  $T_x$  must go to zero as  $L$  increases.  $n_*$  *cannot* become larger than  $L^2$ ! This condition requires that, when  $L \rightarrow \infty$ ,  $T_x$  must also go to zero at least as fast as

$$T_x(L) \sim 4L^{-2(\rho+\psi-1)}(2 \ln(L) - 1)^{-\rho}/(\psi A). \quad (16)$$

Although we do not have data to show that  $T_x$  actually behaves precisely in this way, it is at least plausible that  $T_x$  goes to zero more slowly than  $T_1$  as  $L$  increases, since  $\psi < 1$ .

What this means is that the singularity we are studying is subextensive, just as the thermal singularity above  $T_g$  is in the TAP mean-field theory.<sup>1</sup> It also means that for  $L$  large, but finite, we expect there exists a temperature regime  $T_1 \ll T \ll T_x$  in which the scaling behavior controlled by this singularity is observable.

Since  $\langle E(L) \rangle$  is essentially  $4n_*(L, T)$ , the heat capacity in this range of  $T$  is easily seen to be proportional to  $T^{\psi/(1-\psi)}$ , which is  $T^{5.42 \pm 0.05}$ . Because  $T_x \rightarrow 0$  as  $L \rightarrow \infty$ , this behavior



disappears in the thermodynamic limit. The exponent  $-2(\rho + \psi - 1)$  is  $-0.073 \pm 0.006$ . This is clearly not zero, but it is small, so  $T_x$  is going to zero quite slowly. Thus the power-law behavior of  $C(L, T)$  should be visible for macroscopic values of  $L$ .

Recently, Jörg *et al.*<sup>8</sup> have claimed that a power-law behavior of  $C(L, T)$  is evidence that the QDE is in the same universality class as the CDE. The more detailed analysis presented here does not support that claim.

In this work we have calculated in detail the low temperature thermal behavior of the 2D Ising spin glass with an equal mixture of  $+1$  and  $-1$  bonds. We have found that this behavior bears a strong qualitative resemblance to the behavior found in the TAP mean-field-theory analysis. For finite  $L$  there is a range of  $T$  for which  $C(L, T)$  is proportional to  $T^{5.42}$ . However, this behavior disappears slowly as  $L \rightarrow \infty$ .

## Acknowledgments

The author thanks Jan Vondrák for providing his computer code, and for help in learning how to use it. He is grateful to Princeton University for providing use of facilities.

---

\* ron@princeton.edu

<sup>1</sup> D. J. Thouless, P. W. Anderson and R. G. Palmer, *Phil. Mag.* **35**, 593 (1977).

<sup>2</sup> S. F. Edwards and P. W. Anderson, *J. Phys. F* **5**, 965 (1975).

<sup>3</sup> P. W. Anderson, in *Ill-Condensed Matter*, R. Balian, R. Maynard and G. Toulouse, ed. (North-Holland, Amsterdam, 1979) pp. 162-261.

<sup>4</sup> H. Sompolinsky and A. Zippelius, *Phys. Rev. Lett.* **47**, 359 (1981).

<sup>5</sup> H. Sompolinsky and A. Zippelius, *Phys. Rev. B* **25**, 6860 (1982).

<sup>6</sup> A. Galluccio, M. Loebl and J. Vondrák, *Phys. Rev. Lett.* **84**, 5924 (2000).

<sup>7</sup> J. Lukic, A. Galluccio, E. Marinari, O. C. Martin and G. Rinaldi, *Phys. Rev. Lett.* **92**, 117202 (2004).

<sup>8</sup> T. Jörg, J. Lukic, E. Marinari and O. C. Martin, cond-mat/0601480.

<sup>9</sup> A. J. Bray and M. A. Moore, *Heidelberg Colloquium on Glassy Dynamics*, J. L. van Hemmen and I. Morgenstern, ed., (Springer, Berlin, 1986), pp. 121-153.

- <sup>10</sup> C. Amoruso, E. Marinari, O. C. Martin and A. Pagnani, Phys. Rev. Lett. **91**, 087201 (2003).
- <sup>11</sup> R. G. Palmer and J. Adler, Int. J. Mod. Phys. C **10**, 667 (1999).
- <sup>12</sup> J.-P. Bouchaud, F. Krzakala and O. C. Martin, Phys. Rev. B **68**, 224404 (2003).
- <sup>13</sup> L. Saul and M. Kardar, Phys. Rev. E **48**, R3221 (1993).
- <sup>14</sup> L. Saul and M. Kardar, Nucl. Phys. B **432**, 641 (1994).
- <sup>15</sup> J.-S. Wang and R. H. Swendsen, Phys. Rev. B **38**, 4840 (1988).
- <sup>16</sup> B. Derrida and H. Hilhorst, J. Phys. C **14**, L539 (1981).
- <sup>17</sup> F. Merz and J. T. Chalker, Phys. Rev. B **66**, 054413 (2002).