

Low density ferromagnetism in Extended Hubbard (t - t' - U) Model

P. A. Sreeram, Suresh G. Mishra

Institute of Physics, Bhubaneswar 751005, India

We study the existence of ferromagnetism in one dimensional Hubbard Model with on site interaction and nearest and next nearest neighbor hopping. Using the Hubbard I approximation, a self consistent equation for $\langle n_\sigma \rangle$, the particle density with spin σ is obtained. We find that ferromagnetism exists over a wide range of values of the next nearest neighbor hopping element t' when on-site interaction U is large. The phase diagram as a function of t'/t and the electron density $\langle n \rangle$ has been obtained by numerically solving the self consistent equation. It is found that the maximum density at which ferromagnetism can occur, peaks around $t'/t \approx -0.53$. We show that this phenomenon is a result of the peculiar way in which the t' term modifies the density of states.

PACS numbers :05.60.+W,72.10.Bg,67.57.Hi

For last thirty years various techniques have been used in the study of the existence of ferromagnetism within the Hubbard Model. Within the t -matrix approximation Kanamori [1] had shown, that, for a given on-site repulsion U there exists a critical density ρ_c below which no ferromagnetism can exist. Mean Field theory, however, allows the existence of ferromagnetism as long as the Stoner Criterion $U\rho(\epsilon_f) > 1$ is satisfied, where $\rho(\epsilon_f)$ is the density of states at Fermi energy, ϵ_f . In his first paper (henceforth, we shall refer to this as Hubbard-I) [2], Hubbard himself had asserted that, if the density of states is peaked away from the center of the band, then the ferromagnetic phase can exist for low density of electrons. The Lieb-Mattis theorem [3], however, precludes any possibility of existence of ferromagnetism in the 1-dimensional Hubbard Model for any arbitrary filling.

On the other hand, in certain limiting cases, e.g. the Nagaoka point [4,5], at $U = \infty$ and a one hole in an otherwise half filled band it is possible to show the existence of ferromagnetism. Another example where saturated ferromagnetism has been shown to exist in Hubbard Model is the case of Flat Band Ferromagnetism [6]. In this mechanism, the ground state of the Hamiltonian $H = H_0 + H_{int}$ is at the same time the ground state of H_0 and H_{int} separately. This model can be mapped on to a degenerate band Hubbard Model.

Recently Müller-Hartman [7] has shown that it is possible to get ferromagnetism in 1-D Hubbard Model at low electron densities, if one introduces next-nearest neighbor hopping (t'), besides the nearest

neighbor hopping matrix element t , for the condition $t'/t < -0.25$. This work has been extended by Pieri et. al. [8] using the Gützwiler approach. In the present work, we study the $t - t' - U$ model using the Hubbard I approximation. We find Müller-Hartman result reminiscent of the comment made in the Hubbard first paper. The introduction of the t' term brings more weightage to the lower edge of the density of states, moreover it also takes care of the limitation concerning the Lieb Mattis theorem. We now give some detail of our work.

The model under consideration is given by the Hamiltonian,

$$H = -t \sum_{i\sigma} (C_{i\sigma}^\dagger C_{i+1\sigma} + C_{i+1\sigma}^\dagger C_{i\sigma}) - t' \sum_i (C_{i\sigma}^\dagger C_{i+2\sigma} + C_{i+2\sigma}^\dagger C_{i\sigma}) + U \sum_i n_{i\uparrow} n_{i\downarrow} \quad (1)$$

where $C_{i\sigma}^\dagger$ ($C_{i\sigma}$) is the creation (annihilation) operator of an electron with spin σ at the site i , $n_{i\sigma} = C_{i\sigma}^\dagger C_{i\sigma}$ and t, t' and U have the usual meaning, as defined earlier. The noninteracting Hamiltonian can be diagonalized in the momentum space giving,

$$H_0(k) = \sum_{k\sigma} \epsilon_k C_{k\sigma}^\dagger C_{k\sigma} \quad (2)$$

where ϵ_k takes the form,

$$\epsilon_k = -2t \cos(k) - 2t' \cos(2k), \quad (3)$$

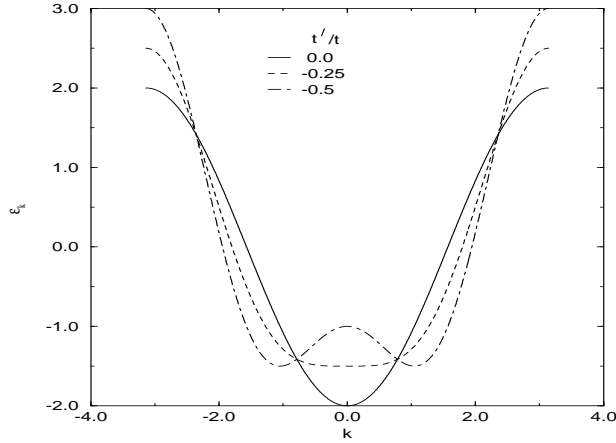


FIG. 1. Free electron dispersion curve for $t'/t = 0.0, -0.25$ and -0.5 .

for one dimension. The dispersion is parabolic at low k and develops a double well structure as the value of t'/t reduced below -0.25 (Fig. 1). It is shown below that the existence of ferromagnetism in the system is closely related to this particular structure of the dispersion.

The Greens Function, $G_\sigma(k, \omega) = \langle\langle C_k; C_k^\dagger \rangle\rangle$, for the Hamiltonian given in Eq. 1, can be calculated using the Memory Function Technique [9]; it is given by,

$$G_\sigma(k, \omega) = [\omega - \epsilon_k - U \langle n_{-\sigma} \rangle (1 + \frac{\hat{U}}{\omega - \hat{U}}) + i\eta]^{-1} \quad (4)$$

upto the first order in the memory kernel, where, $\hat{U} = U(1 - \langle n_{-\sigma} \rangle)$, and ϵ_k is given by Eq. 3. The number density $\langle n_\sigma \rangle$ is related to the Greens function by,

$$\langle n_\sigma \rangle = \frac{1}{2\pi} \int_{-\infty}^{\mu} \sum_k \text{Im} G_\sigma(k, \omega). \quad (5)$$

We thus have a self consistent equation for $\langle n_\sigma \rangle$. The phase diagrams obtained by solving Eq. 5 are

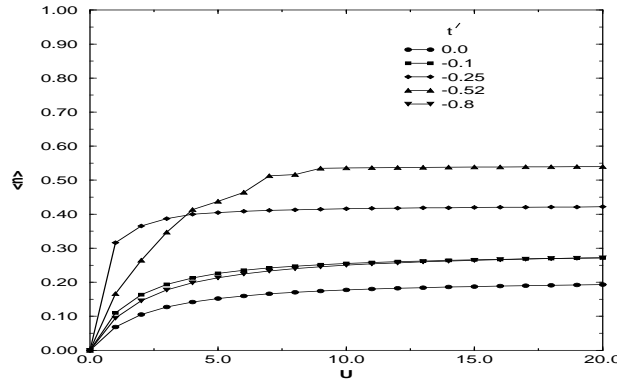


FIG. 2. Phase diagram in the U - $\langle n \rangle$ plane for $t'/t = 0.0, -0.1, -0.25, -0.52$ and -0.8 . The ferromagnetic phase exists below the curve corresponding to each value of t'/t .

shown in Figs. 2 and 3. In Fig. 2 we show the phase diagram as a function of electron density $\langle n \rangle$ and the on-site repulsion U , for various values of the next nearest neighbor hopping parameter t' . From the figure, it is obvious that for very low value of U , the region of ferromagnetic phase is very small. As U increases, the critical density of electrons $\langle n \rangle_c$ up to which ferromagnetism can exist increases, but this critical density saturates beyond a certain value of U . Thus, for any given value of t'/t , there exists a maximum value of $\langle n \rangle_c$ beyond which ferromagnetism cannot exist, even if U is increased indefinitely. The dependence on t'/t is also clear from this figure. For large U (when $\langle n \rangle_c$ has saturated), there exists a optimum value of t'/t (≈ -0.52) which gives maximum $\langle n \rangle_c$. This becomes very clear from the phase diagram shown in Fig-3. However, at low values of U , this optimum value of t'/t shifts towards ≈ -0.25 .

Fig.3 shows the phase diagram in the $\langle n \rangle$ - t' plane for $U=10$. The value of U has been such that the critical value of $\langle n \rangle_c$ has reached the saturated value for large U . Thus this phase diagram is a reflection of the large U behaviour. We have chosen this regime since the Hubbard-I solution tends to

overemphasize correlation and hence is quite unreliable at low values of U . The phase diagram shows that the density of electrons below which ferromagnetism can occur increases as t'/t is reduced below zero,

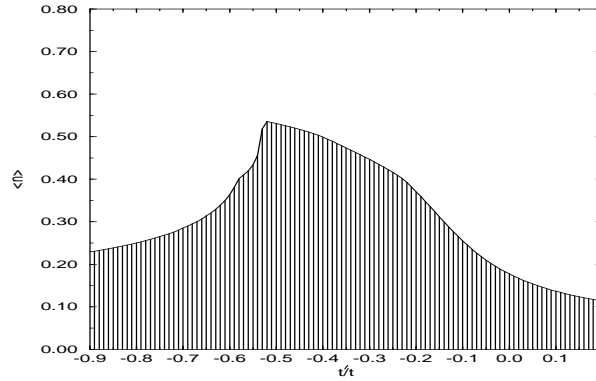


FIG. 3. Phase diagram in the t'/t - $\langle n \rangle$ plane for $U=10$. The shaded region denotes the ferromagnetic regime.

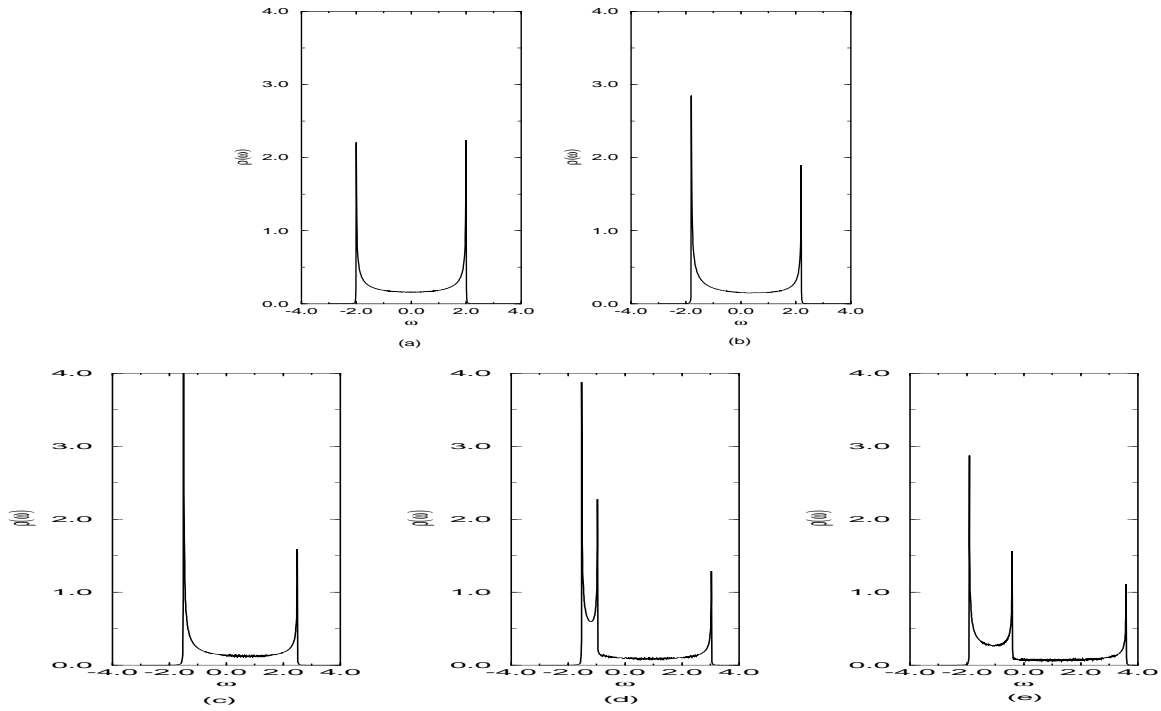


FIG. 4. Density of states for $U=10$ and $t'/t =$ (a) 0.0, (b) -0.1, (c) -0.25, (d) -0.52, (e) -0.8. The figure shows only the Lower Hubbard Band since it is the only band which is relevant to our discussion. The free electron density of states looks very similar.

passes through a maximum at $t'/t \approx -0.52$ and then starts decreasing. In order to understand the phase diagrams shown in Figs 2 and 3 we have studied the behaviour of the density of states as a function of t'/t . The explanation for ferromagnetism in the t - t' - U Model lies in the fact that the lower edge peak in the density of states is far away from the center of the band. This gives rise to ferromagnetism as argued in Hubbard-I. As t'/t is reduced from zero, initially up to $t'/t = -0.25$, this peak grows in height (Fig.

4), thus giving rise to larger and larger densities at which ferromagnetism can occur. As t'/t reduces towards -0.52, the height of the lower peak starts reducing again but it begins to develop a spread, which can accommodate larger density of electrons. Beyond $t'/t \approx -0.52$, this spread begins to move towards the center of the band and hence, the critical density $\langle n \rangle_c$ is reduced. Thus, at $t'/t \approx -0.52$, the area within the lower peak has an optimum value, thus giving a maximum value of $\langle n \rangle_c$.

In conclusion, the critical density $\langle n \rangle_c$ below which ferromagnetism is possible in the t - t' - U Model is governed by the density of states argument given in Hubbard-I. There are, however, some issues, which must be discussed here. As mentioned earlier, the Lieb-Mattis Theorem states that there can be no ferromagnetism for $t' = 0$ (which corresponds to the usual Hubbard Model) in one dimension. However, we find that within the Hubbard-I approximation, ferromagnetism occurs at $t'/t = 0$, at very low densities. This is essentially because of the approximation involved, whereby, although correlation is taken into account beyond the Hatree Fock approximation, the solution, in essence, remains a mean field solution. However, in spite of the mean field nature of the phase diagram at $t'/t \neq 0$ gives an indication of the trend of the actual phase diagram which can be obtained by more accurate and exact calculations, work on which is in progress.

-
- [1] J. Kanamori Prog. Theor. Phys. **30** 275 (1963)
 - [2] J. Hubbard Proc. R. Soc. London **A 276** 238 (1963)
 - [3] E. Lieb, D. Mattis Phys. Rev. **125** 164 (1962)
 - [4] Y. Nagaoka Phys. Rev. **147** 392 (1966) ; see also, for recent developmets B. S. Shastry, H. R. Krishnamurty, P. W. Anderson Phys. Rev. **B 41** 2375 (1990)
 - [5] R. Strack, D. Vollhardt J. Low Temp. Phys. **99** 385 (1995) see also D. Vollhardt, N. Blümer, K. Held, M. Kollar, J. Schlipf, M. Ulmke cond-mat/9701150
 - [6] H. Tasaki cond-mat/9512169
 - [7] E. Müller-Hartmann, J. Low Temp. Phys. **99** 349 (1995)
 - [8] P. Pieri, S. Daul, D. Baeriswyl, M. Dzierzawa, P. Fazekas cond/mat - 9603163
 - [9] P. Fulde ed. *Electron Correlations in Molecules and Solids* Springer-Verlag SSS-100 (1991)