

Dynamic behavior of driven interfaces in models with two absorbing states

Sungchul Kwon¹, WonMuk Hwang² and Hyunggyu Park¹

¹ *Department of Physics, Inha University, Incheon 402-751, Korea*

² *Department of Physics, Boston University, Boston, MA 02215, U.S.A.*

(November 20, 2018)

We study the dynamics of an interface (active domain) between different absorbing regions in models with two absorbing states in one dimension; probabilistic cellular automata models and interacting monomer-dimer models. These models exhibit a continuous transition from an active phase into an absorbing phase, which belongs to the directed Ising (DI) universality class. In the active phase, the interface spreads ballistically into the absorbing regions and the interface width diverges linearly in time. Approaching the critical point, the spreading velocity of the interface vanishes algebraically with a DI critical exponent. Introducing a symmetry-breaking field h that prefers one absorbing state over the other drives the interface to move asymmetrically toward the unpreferred absorbing region. In Monte Carlo simulations, we find that the spreading velocity of this driven interface shows a discontinuous jump at criticality. We explain that this unusual behavior is due to a finite relaxation time in the absorbing phase. The crossover behavior from the symmetric case (DI class) to the asymmetric case (directed percolation class) is also studied. We find the scaling dimension of the symmetry-breaking field $y_h = 1.21(5)$.

PACS numbers: 64.60.-i, 64.60.Ht, 02.50.-r, 05.70.Fh

Universality classes of models exhibiting a continuous phase transition from an active phase into an absorbing phase with multiple absorbing states are determined by the symmetry between the absorbing states [1–5]. If the absorbing phase consists of two equivalent absorbing states, the phase transition belongs to the directed Ising (DI) universality class [2–9]. When the symmetry between the two absorbing states is broken, one absorbing state becomes completely obsolete and the system crosses over to the directed percolation (DP) universality class [1–5]. This crossover has been observed in many models with two absorbing states, including the probabilistic cellular automata (PCA) model [6] and the interacting monomer-dimer (IMD) model [7] in one dimension.

Dynamic properties of an active domain in the sea of the absorbing region are well known for models with a single absorbing state, which belong to the DP universality class [10]. The size of the active domain R in one dimension is defined as the distance between the two farthest active sites averaged over surviving samples and satisfies the dynamic scaling relation

$$R(t, \Delta) = t^{1/z} f(\Delta t^{1/\nu_{\parallel}}), \quad (1)$$

where t is the time, Δ the reduced external parameter, $z = \nu_{\parallel}/\nu_{\perp}$ the dynamic exponent [11], and ν_{\parallel} (ν_{\perp}) the relaxation time (correlation length) exponent.

In the active phase ($\Delta > 0$), the active domain spreads ballistically with a finite velocity and its size diverges linearly in time. So $f(x)$ must scale as $x^{\nu_{\parallel}-\nu_{\perp}}$ in the $x \rightarrow +\infty$ limit. Therefore the asymptotic value of the spreading velocity, $v = \lim_{t \rightarrow \infty} R/t$, scales as

$$v(\Delta) \sim \Delta^{\nu_{\parallel}-\nu_{\perp}}. \quad (2)$$

At criticality ($\Delta = 0$), the active domain spreads algebraically in time, $R(t, 0) \sim t^{1/z}$ with the scaling function $f(0)$ being a constant. In the absorbing phase ($\Delta < 0$), the active domain diffuses like a random walker but its size converges to a finite value of order of the correlation length. So $f(x)$ must scale as $(-x)^{-\nu_{\perp}}$ in the $x \rightarrow -\infty$ limit. Therefore the size of the active domain in the long time limit scales as

$$R(\infty, \Delta) \sim (-\Delta)^{-\nu_{\perp}}, \quad (3)$$

and the spreading velocity $v = 0$ for $\Delta \leq 0$.

For models with two absorbing states, one can consider the dynamics of an active domain in two different environments, i.e., in the sea of one absorbing region (defect dynamics) and between two different absorbing regions (interface dynamics) [2, 7]. The defect dynamics describe the spreading of a defect (active domain) in a nearly absorbing space, while the interface dynamics describe the spreading of an interface (active domain) between two different absorbing regions. Note that the interface can not disappear by itself in contrast to the defect.

For the symmetric case, the system belongs to the DI universality class and the active domain (defect or interface) behaves similarly in both dynamics. In the active phase, the spreading velocity scales as in Eq. (2) with the DI critical exponents. At criticality, the size of the active domain grows as $R(t, 0) \sim t^{1/z}$ with the DI dynamic exponent z . In the absorbing phase, the active domain splits into two branches, which diffuse like two random walkers before they meet and annihilate each other. The absorbing domain of the different type from the absorbing sea emerges between the two active branches. The width of each branch should scale as in Eq. (3) with the DI exponent but the size of the active domain defined as

the distance between the two farthest active sites must be of order of the distance between two random walkers. So it diverges with the random walk dynamic exponent, $R \sim t^{1/z_{RW}}$ with $z_{RW} = 2$.

With a symmetry-breaking field that prefers one absorbing state over the other, the system crosses over to the DP universality class. The active domain (defect) in the sea of the preferred absorbing region behaves in the exactly same way as in the defect dynamics of models with a single absorbing state, because the probability of creating the unpreferred absorbing domain is exponentially small. The spreading velocity in the active phase scales as in Eq. (2) with the DP exponents and the defect size in the absorbing phase as in Eq. (3) with the DP exponent.

However, the dynamics of the active domain (interface) between the preferred and the unpreferred absorbing region are completely different. The interface is now driven into the unpreferred absorbing region by the symmetry-breaking field. In the active phase, the interface spreads ballistically in both directions. Of course, the interface front near the preferred absorbing region (P -interface front) moves slower than the interface front near the unpreferred absorbing region (U -interface front). The unpreferred absorbing state is not responsible for the absorbing phase transition and its region always tends to shrink against the preferred absorbing region. So the dynamic behavior of the U -interface front is always ballistic even in the absorbing phase and at criticality. The U -interface front velocity, v_U , varies smoothly with the external parameter Δ and there is no singularity at the critical point. The P -interface front behaves like a boundary of the active domain in the sea of the preferred absorbing region (defect dynamics). The P -interface front velocity, v_P , scales as in Eq. (2) with the DP exponents in the active phase. At criticality, the P -interface front behaves in a critical fashion of the DP type. The average spreading distance of the P -interface front from its initial position scales algebraically as $t^{1/z}$ with the DP dynamic exponent z [2]. However, the size of the active domain (interface width) is the average distance between the U -interface front and the P -interface front, so diverges still ballistically even at criticality, $R(t, 0) \simeq v_U t$.

As we cross the critical point into the absorbing phase, an interesting thing happens. In the absorbing phase, the interface still grows ballistically into the unpreferred absorbing region with a finite value of v_U , but the preferred absorbing state dominates the system and tries to confine the interface within a finite region like the active domain in the DP systems. We expect that the P -interface front moves asymptotically with the same velocity and the same direction as the U -interface front in the entire absorbing phase. Then v_P must have a finite jump at the absorbing phase transition and the interface width be finite in the long time limit.

In this paper, we study numerically the dynamics of these driven interfaces in the PCA model and the IMD model with a symmetry-breaking field. We perform dy-

namic Monte Carlo simulations to measure the interface width and the spreading velocities of the two interface fronts. Indeed, we find a discontinuous jump of v_P at criticality and an interesting scaling behavior of the interface width near the transition.

The PCA model studied here was originally introduced by Grassberger, Krause, and von der Twer [6]. The model evolves with elementary rule number 94 in the notation of Wolfram [12] except 110 and 011 configurations, where the central spin 1 flips to 0 with probability p and remains unflipped with probability $1 - p$. This model has two equivalent absorbing states, i.e., $(1010\cdots)$ and $(0101\cdots)$, and exhibits an absorbing phase transition that belongs to the DI universality class. We introduce a symmetry-breaking field h that prefers $(1010\cdots)$ over $(0101\cdots)$ [2]. With probability h , we reject the flipping attempt of the central spin in the 111 configuration when it is at an odd-numbered site. As the system must go through a 111 configuration right before entering into an absorbing state, i.e., $(\cdots 010111010\cdots) \rightarrow (\cdots 010101010\cdots)$, the absorbing state with 1's at the odd-numbered sites is probabilistically preferable to the other for nonzero h .

For the interface dynamics, we start with a single kink (domain wall) between the two different absorbing regions, i.e., $(\cdots 10100101\cdots)$, where the sharp interface (active domain) with zero width is placed in the middle of 00 . Then the system is updated in parallel following the automata rule. In contrast to the defect dynamics, the system never enters an absorbing state. We measure the positions of the P -interface front and the U -interface front, averaged over 2×10^3 samples up to typically 10^5 time steps for various values of p and h .

Fig. 1 shows typical evolutions of the interface for (a) $\Delta > 0$, (b) $\Delta = 0$, and (c) $\Delta < 0$ where $\Delta \equiv p - p_c$ and the critical probability $p_c = 0.3908(5)$ for $h = 0.5$ [13]. Evolutions of the average positions of the P - and U -interface fronts are shown in (d). The U -interface front always moves ballistically and its velocity v_U changes smoothly with Δ . However, the P -interface front shows an abrupt change in its dynamics at criticality. It moves ballistically in the active phase and its velocity v_P vanishes algebraically at criticality. The P -interface front still moves toward the preferred absorbing region at criticality and its average distance from the initial position diverges as $t^{1/z}$ with the DP dynamic exponent z . In the absorbing phase, the P -interface front turns around and moves ballistically in the opposite direction. In the long time limit, the P -interface front moves with the same velocity and the same direction as the U -interface front for $\Delta < 0$.

In Fig. 2, we plot v_P and v_U versus Δ for $h = 0$ and 0.5 . The critical probability $p_c = 0.125(2)$ for the symmetric case ($h = 0$) [13]. Indeed, we find that there is a discontinuous jump of v_P at criticality for the asymmetric case ($h = 0.5$) and both velocities coincide in the absorbing phase. In the active phase, v_P vanishes continuously approaching the critical point like in the sym-

metric case. Log-log plots of v_P versus Δ near criticality in the active phase are shown in Fig. 3. From the slopes, we estimate $\nu_{\parallel} - \nu_{\perp}$ as 1.35(10) for $h = 0$ and 0.65(3) for $h = 0.5$, which agree well with the DI (1.39) and DP (0.637) value, respectively. We also run dynamic Monte Carlo simulations for the IMD model and find the similar results, i.e., 1.25(15) for the symmetric case and 0.62(3) for the asymmetric case.

In the absorbing phase, the average distance between the P -interface front and the U -interface front (interface width) is found to saturate to a finite value, $R_s = R(\infty, \Delta)$. However, R_s does not scale as in Eq.(3) because this length scale is not proportional to the correlation length of the system. As one can see in Fig. 1(c), this length does not measure the typical size of the DP active domain but the distance from the unpreferred absorbing region to the farthest active site in the preferred absorbing region. As the U -interface front always moves ballistically into the unpreferred absorbing region, this distance should be proportional to the time scale in the system which measures the *average* lifetime of the tree-like active DP clusters grown out of the U -interface front. However, small clusters do not contribute effectively to the average lifetime due to the *shading effect* by big clusters. This effect complicates the scaling behavior of R_s .

A simple-minded scaling theory for $R(t, \Delta)$ in the asymmetric interface dynamics may be given as

$$R(t, \Delta) = tg(\Delta t^{1/\nu_{\parallel}}), \quad (4)$$

where ν_{\parallel} is the relaxation time exponent for the DP universality class. At $\Delta = 0$, $g(0)$ is a constant, so $R(t, 0)$ diverges linearly in time, which is correct for the asymmetric case. For $\Delta < 0$, $R(t, \Delta)$ should saturate in the long time limit, so $g(x)$ must scale as $(-x)^{-\nu_{\parallel}}$ in the $x \rightarrow -\infty$ limit. Therefore we expect that R_s scales as $(-\Delta)^{-\nu_{\parallel}}$ with the DP exponent $\nu_{\parallel} \simeq 1.733$. The log-log plot of R_s versus $|\Delta|$ shows a fairly good straight line, which seems to support a simple power-law scaling of R_s (see Fig. 4). However, our estimate for the scaling exponent from its slope is well over the above DP value, i.e., 2.00(5) for the PCA model and 1.95(10) for the IMD model. We find that this discrepancy is due to the shading effect. A careful analysis incorporating the shading effect suggests that there should be a logarithmic correction in the scaling theory, i.e., $R_s \sim |\Delta|^{-\nu_{\parallel}} \ln |\Delta|$ [14]. The log-log plot of $R_s/|\ln |\Delta||$ versus $|\Delta|$ (Fig. 4) also shows a fairly good straight line. From the slope, we estimate the scaling exponent $\nu_{\parallel} = 1.75(5)$ for the PCA model and 1.65(10) for the IMD model, which are in good agreement with the DP value.

Finally, we study the crossover behavior from the DI class to the DP class. The operator associated with the symmetry-breaking field h must be relevant at the DI critical point, so the scaling dimension of this crossover operator y_h must be positive and may be an independent DI critical exponent. We obtain y_h numerically by measuring the interface front velocities at small values

of h along the $p = p_c^0$ line, where $p_c^0 = 0.125$ is the DI critical probability at $h = 0$. At finite values of h along the $p_c = p_c^0$ line, the system becomes absorbing and the two interface front velocities, v_U and v_P , coincide and become finite.

Consider the crossover scaling relation near the DI critical point for the average position of the unfavored interface front X_U measured from its initial position as $X_U(t, h) = bX_U(b^{-z_{DI}}t, b^{y_h}h)$ where z_{DI} is the DI dynamic exponent (1.75) and b an arbitrary scaling factor. With $b = t^{1/z_{DI}}$, we have $X_U = t^{1/z_{DI}}\Phi(ht^{y_h/z_{DI}})$. For the symmetric case ($h = 0$), X_U scales as $t^{1/z_{DI}}$ with $\Phi(0)$ being a constant. For $h > 0$, X_U increases linearly in time (finite v_U), so $\Phi(x) \sim x^{(z_{DI}-1)/y_h}$ in the $x \rightarrow \infty$ limit. Therefore, $v_U \sim h^{\kappa}$ where $\kappa = (z_{DI} - 1)/y_h$.

Log-log plots of v_U versus h at $p = p_c^0$ are shown in Fig. 5. From the slope, we estimate $\kappa = 0.62(2)$ and hence obtain $y_h = 1.21(5)$. Interestingly, this value is very close to the value of the scaling dimension of the operator associated with a roughening degree of freedom at the DI critical point [15]. The conventional definition of the crossover exponent ϕ is given as the ratio of the two scaling dimensions, i.e., $\phi \equiv y_h/y_{\Delta}$ where y_{Δ} is the DI scaling dimension of the temperature-like operator Δ and $y_{\Delta} = 1/\nu_{\perp}$. Using this relation, we find $\phi = 2.24(10)$ which is consistent with the recent result for generalized monomer-monomer models studied by Bassler and Browne [4].

In summary, we study numerically the dynamics of the driven interfaces in the PCA and IMD model that have two asymmetric absorbing states. We find that the spreading velocity of the driven interface shows a discontinuous jump at criticality due to the finite interface width in the absorbing phase. The interface width diverges in a nontrivial manner, approaching the criticality. We find that our numerical data are consistent with a recent scaling theory taking into account the shading effect of big active clusters over small ones [14].

We wish to thank C.-C. Chen and M. den Nijs for useful discussions. This work was supported in part by the KOSEF through the SRC program of SNU-CTP, by the Ministry of Education, Korea (97-2409), and by the Inha University research grant (1997).

-
- [1] H. Park and H. Park, Physica A **221**, 97 (1995).
 - [2] W. Hwang, S. Kwon, H. Park, and H. Park, Phys. Rev. E **57**, 6438 (1998).
 - [3] N. Menyhard and G. Ódor, J. Phys. A **29**, 7739 (1996).
 - [4] K. E. Bassler and D. A. Browne, Phys. Rev. Lett. **77**, 4094 (1996).
 - [5] H. Hinrichsen, Phys. Rev. E **55**, 219 (1997).
 - [6] P. Grassberger, F. Krause, and T. von der Twer, J. Phys. A **17**, L105 (1984); P. Grassberger, J. Phys. A **22**, L1103 (1989).

- (1989).
- [7] M. H. Kim and H. Park, Phys. Rev. Lett. **73**, 2579 (1994); H. Park, M. H. Kim, and H. Park, Phys. Rev. E **52**, 5664 (1995).
 - [8] N. Menyhárd, J. Phys. A **27**, 6139 (1994); N. Menyhárd and G. Ódor, J. Phys. A **28**, 4505 (1995).
 - [9] K. E. Bassler and D. A. Browne, Phys. Rev. E **55**, 5225 (1997); K. S. Brown, K. E. Bassler, and D. A. Browne, Phys. Rev. E **56**, 3953 (1997).
 - [10] P. Grassberger and A. de La Torre, Ann. Phys. (NY) **122**, 373 (1979).
 - [11] This is the conventional definition of the dynamic exponent z . We do not take the traditional usage of z as the exponent of the mean-square distance of spreading at the absorbing transition. This spreading exponent can be expressed as $2/z$.
 - [12] S. Wolfram, *Theory and applications of cellular automata* (World Scientific, Singapore, 1986).
 - [13] The values of the critical probabilities were measured more accurately in the defect-type Monte Carlo simulations.
 - [14] C.-C. Chen, H. Park, and M. den Nijs (unpublished).
 - [15] J. D. Noh, H. Park, and M. den Nijs, Phys. Rev. E **59**, xxxx (1999).




FIG. 1. Typical evolutions of the asymmetric interface dynamics for (a) $\Delta = 0.05$, (b) $\Delta = 0$, and (c) $\Delta = -0.05$ with $h = 0.5$. The preferred (unpreferred) absorbing region is shown in black (grey) and the active sites are represented by white pixels. Evolutions of the interface fronts averaged over many samples are shown in (d): dotted lines for the active phase, solid lines at criticality, and dashed lines for the absorbing phase.

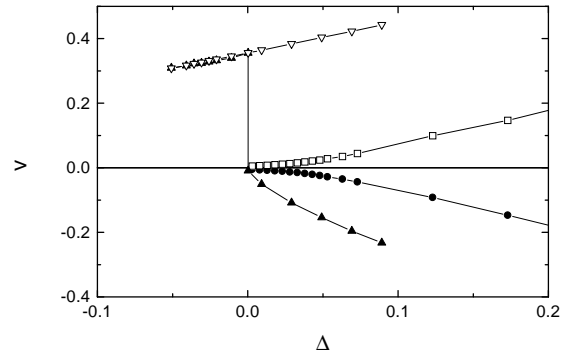


FIG. 2. Interface front velocities versus Δ . Filled circles and open boxes represent the interface front velocities for the symmetric case. Filled up-triangles represent the P -interface front velocity v_P and open down-triangles the U -interface front velocity v_U for the asymmetric case ($h = 0.5$). Lines between data points are guides to the eye.

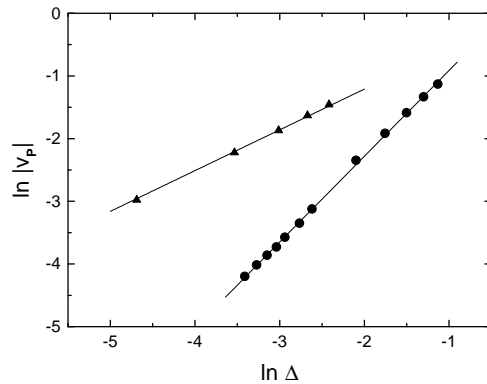


FIG. 3. Log-log plots of v_P versus Δ . Filled circles are for the symmetric case and filled triangles for the asymmetric case ($h = 0.5$). The solid lines are of slope 1.35 and 0.65, respectively.

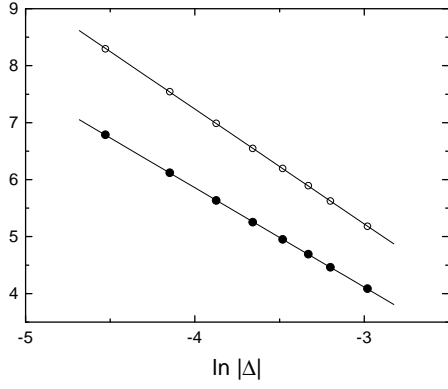


FIG. 4. Log-log plots of R_s and $R_s/|\ln |\Delta||$ versus $|\Delta|$. Open circles are for R_s and filled circles for $R_s/|\ln |\Delta||$. The solid lines are of slope -2.00 and -1.75, respectively.

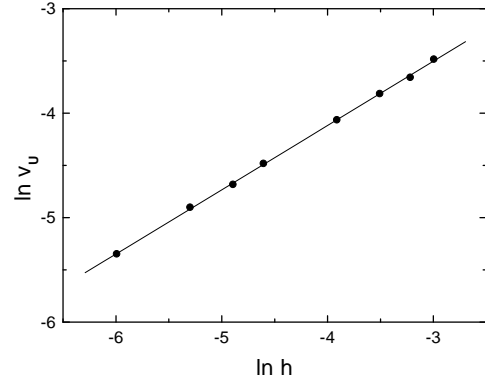


FIG. 5. Log-log plots of v_U versus h at $p = p_c^0 = 0.125$. The solid line is of slope 0.62.