

Excess conductance in normal-metal/superconductor junctions

A. Vaknin, A. Frydman, * and Z. Ovadyahu

The Racah Institute of Physics The Hebrew University, Jerusalem 91904, Israel

The current-voltage characteristics of Au/InO_x/Pb tunnel junctions exhibit peculiar zero-bias anomalies. At low temperatures the zero-bias resistance attains values that are smaller than the normal state resistance by a factor that often exceeds 2. The width of this anomaly increases with the thickness of the InO_x layer. The possibility that these features arise from the nature of the barrier being an Anderson insulator is discussed.

PACS numbers:73.40.GK 72.80.Ng 74.80.F

Charge transport through the interface between a normal metal (N) and a superconductor (S) is controlled by two processes: Single-particle (Giaever) tunneling, and two-particle (Andreev) tunneling [1]. Giaever tunneling is the dominant mechanism when the transmission coefficient of the NS interface is small and results in current-voltage characteristics such that $R_0^N/R_0^S \ll 1$. Andreev tunneling becomes important when the interface is “transparent” and in the limiting case of a “perfect” interface may lead to $R_0^N/R_0^S=2$. R_0^S and R_0^N are the interface resistance at zero voltage in the superconductor and in the normal state respectively. Both types of processes have a characteristic voltage scale of Δ , the superconducting energy gap. In this note we report on the small-bias I-V characteristics in NIS devices where N is Au, I is amorphous indium-oxide, and S is lead. The characteristics of these devices exhibit systematic features that cannot be accounted for by current models of Andreev processes in NS contacts. We discuss the possibility that these anomalies are peculiar to tunneling through localized states of which the barrier (which is an Anderson insulator) is composed.

The Au/InO_x/Pb samples were prepared by depositing a gold strip, either 30 μm or 100 μm wide and 400-500 Å thick onto room-temperature glass-slide. Then, a layer of InO_x (thickness L ranging from 90 to 600 Å) was e-beam evaporated on top of the Au electrode. Finally a cross strip of Pb 30 μm or 70 μm wide and 2000-2500 Å thick completed a standard 4-terminal device. Fuller details of sample preparation, their structural study, and measurements techniques are reported elsewhere [2,3].

Figure 1 shows the I-V characteristics of a typical NIS sample measured by dc. These are compared with the I-V curve expected for an “ideal” junction namely, one having a unity Andreev coefficient. In the latter case $(dI/dV)_S = 2(dI/dV)_N$ for $V \leq \Delta$ and $(dI/dV)_S = (dI/dV)_N$ for $V > \Delta$. For $V > \Delta$ (I-V)_S is characterized by a constant “excess-current” $I_S - I_N$ [1]. S

and N subscripts are used here to designate measurables in the superconducting and normal state respectively. By comparison, the experimental (I-V)_S curve shows $(dI/dV)_S \cong 2.3(dI/dV)_N$ for $V=\pm 0.25$ mV and has smaller excess-current at higher bias than the “ideal”.

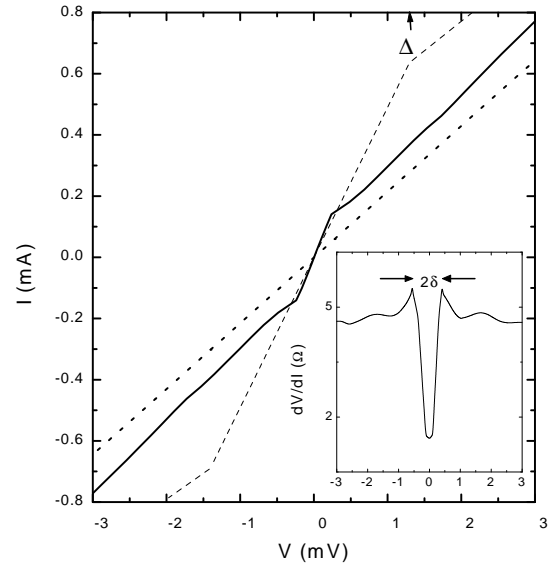


FIG. 1. I-V characteristics of a typical Au/InO_x/Pb sample with L=180 Å at the superconducting state (full line), and normal state induced by H=0.5 T (dotted line). Data shown were taken at T=4.11 K. The dashed line curve depicts the I-V for “ideal” Andreev tunneling (see text). The inset shows the dynamic resistance of this sample and the definition of δ .

The ratio, R_0^N/R_0^S increases sharply just below the transition temperature T_C of the Pb electrode, and it

*current address: Department of Physics, University of California San Diego, La Jolla, CA 92093

saturates at low temperatures as illustrated in figure 2. R_0^S and R_0^N were taken from the respective dV/dI plots at zero-bias, always making sure that the excitation current is small enough. The $(dV/dI)_N$ plots in the range ± 20 mV showed only weak structure (few percents in magnitude) that was L dependent. For $L \leq 180$ Å ($L > 250$ Å) a shallow dip (peak) centered at zero-bias was observed. In the intermediate regime (i.e., 180 Å $< L < 250$ Å), two shallow dips symmetrical with respect to $V=0$ were often observed with slightly different depths. This non-trivial behavior resembles that expected of resonant tunneling through two-level systems discussed by Galperin [4] and by Zawadowski [5], and could be a relevant for the anomalies we observe.

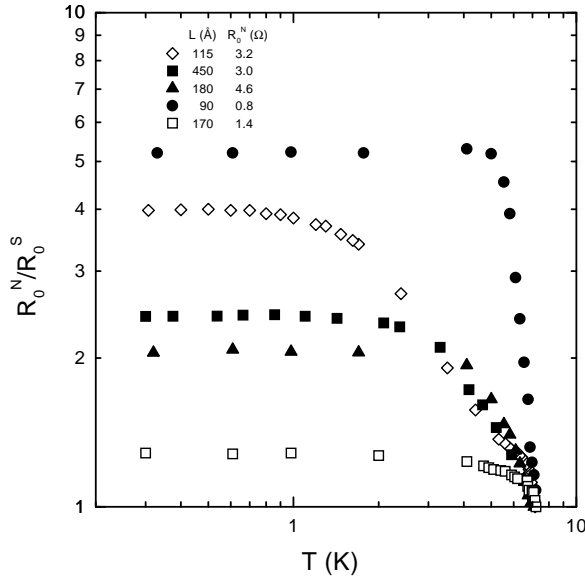


FIG. 2. Temperature dependence of the resistance ratio R_0^N/R_0^S for representative NIS samples.

The samples studied in this paper had R_0^N in the range 0.8 - 5 Ω at 4 K. Between room temperature and 100 K R_0^N increased by up to one order of magnitude, depending on L , and below 10 - 20 K R_0^N was temperature independent in all cases. This behavior is consistent with transport through a thin Anderson insulator (i.e., the indium-oxide layer) [6]. For $T < 7.2$ K, the T_C of Pb, R_0^N was obtained by applying a magnetic field H parallel to the sample plane to quench superconductivity (typically, 0.15 T). At higher fields, up to 3 T, R_0^N was essentially unaffected by H . Within our experimental error this R_0^N was identical with the zero-bias R measured just above T_C . There is therefore no reason to believe that the large value of R_0^N/R_0^S reported here is due to overestimating the value of R_0^N . The majority of our samples (more

than 80 samples altogether) had R_0^N/R_0^S values between 2 and 4 . Three samples had R_0^N/R_0^S of about 5 and five samples had $1 < R_0^N/R_0^S < 2$. No correlation was found between R_0^N/R_0^S and R_0^N or with the thickness of the Anderson insulator L . In fact, in a series of 3 samples prepared at the same deposition run, and where L was 200 Å, 400 Å, and 600 Å, R_0^N/R_0^S was essentially the same for all three. On the other hand, there seems to be an intriguing correlation between L and the *range* of voltages, δ , over which the anomalous excess conductance is observed. It turns out that the smaller L is the *narrower* is this range, a trend that becomes quite apparent for samples with $L < 200$ Å. Figure 3 compares the dynamic resistance curves vs. bias voltage for a small L sample with a larger L sample clearly illustrating this point. A convenient measure of δ is the position of the peak in the dV/dI vs. V plot (*c.f.*, inset to figure 1). The dependence of δ on L is shown in figure 4. Although there is a considerable scatter in the data the overall trend is clear. No such correlation could be identified between δ and R_0^N . In particular, samples with identical L but with quite different junction areas (and therefore different R_0^N) exhibit similar δ .

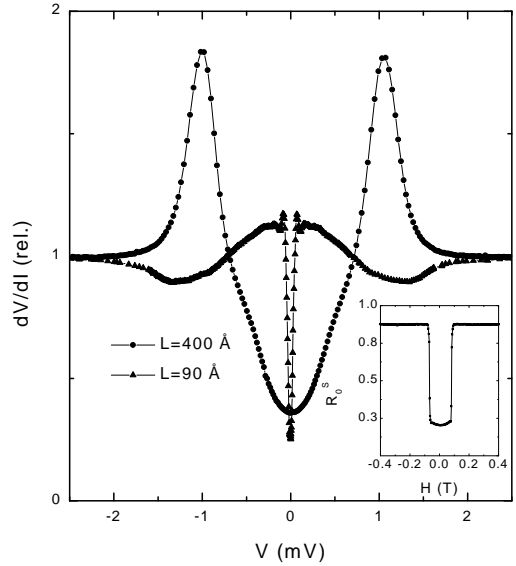


FIG. 3. Dynamic resistance (normalized to the value at 2.5 mV) vs. V for NIS samples with small and large L (measured at 4.11 K). Note the dips at $\pm\Delta$ for the $L=90$ Å sample. Inset shows the dependence of R_0^S on H for the $L=90$ Å sample.

Qualitatively, the zero-bias anomalies we observe have the features expected of NS contacts in which Andreev processes are dominant [1]. In particular, the correlation of the phenomenon with the appearance of superconduc-

tivity in the Pb electrode (*c.f.*, figures 2 and 3) is suggestive of some sort of a proximity-effect. However, we are not able to account for the larger-than-two value of R_0^N/R_0^S or for the dependence of δ on L by any of the current models for NS contacts. While we cannot rule out structural imperfections, it is hard to see how they can explain the observed anomalies. For example, the I-V characteristics are incompatible with proximity-induced superconductivity in *normal-metal* filaments. The resistance of such a sample may go down below T_C , but not by more than a factor of two, and it should gradually revert to its normal value (rather than saturate) at low temperatures. Also, in N/N'/S samples where N' was a semi-continuous normal metal (a system which should closely resemble random array of filaments), the dependence of δ on L exhibited just the opposite trend than observed here [8]. Finally, the fact that R_0^S goes to R_0^N at the *same* H at which superconductivity is destroyed in the Pb electrode (figure 3) is inconsistent with transport through superconducting filaments [9].

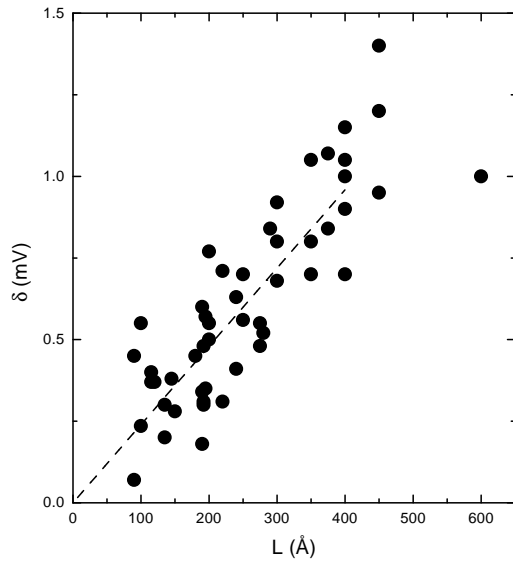


FIG. 4. The value of δ as function of L for fifty of the studied NIS samples (only samples with $0.8 \Omega \leq R_0^N \leq 5\Omega$ are included).

While we cannot see how “technological” defects (that may or may not be there) can account for the anomalies we see, there is an inherent feature in the samples that *must* be reckoned with: The barriers in our samples are Anderson insulators, and that means that they include a significant density of localized states. This leads us to consider the possible role of the Anderson insulator in this problem. Andreev tunneling through such media

received little theoretical attention to date so one can assess the relevance of this scenario only in general terms. It is established both theoretically [10] and experimentally [11] that coherent quantum mechanical effects can be observed in Anderson insulators. At helium temperatures the phase-coherent length in such systems is typically [11] few hundred Å which is comparable with L in our junctions, and therefore coherent tunneling through the medium is feasible. There are several indications that suggest that elastic tunneling processes take place in our samples. There are several indications that suggest that tunneling processes take place in our samples. In dV/dI plots of Pb/InO_x/Pb devices with $L < 200$ Å we observed [3] a dip at $V = \pm 2\Delta$ and prominent modulations at $V = \pm 4.5$ mV and ± 8.5 mV, the phonon energies of lead [12]. These two features are clear evidence for Giaever tunneling. In the NIS devices this tunneling channel manifests itself as a dip in dV/dI at $\pm \Delta$ which can be clearly seen in samples with $L < 150$ Å (*c.f.*, figure 3). Finally, *all* our samples, both NIS and SIS, show excess current at least up to voltages that are 5 times Δ consistent with Andreev tunneling processes [1].

The correlation between δ and L may be also related to transport through localized states. Note that $\delta \propto L$ is consistent with a characteristic *electric field* F_C at which the process responsible for the large R_0^N/R_0^S is broken or considerably weakened. As mentioned above, this feature is not observed in diffusive systems [8]. For Anderson insulators however, this result is natural because transport through localized states is very sensitive to electric fields [13]. A typical field associated with $V = \delta$ is $F \cong 250$ V/cm (estimated from the straight line in figure 4). Fields of these magnitudes are sufficient to appreciably reduce quantum-coherent effects associated with “forward-scattered” tunneling paths in Anderson insulators [14]. Andreev processes are even more sensitive to electric fields than single-particle processes because the electron and hole acquire different phases upon traversing it. This may become important in multiple scattering situations: As pointed out by van-Wees et al [15], the Andreev coefficient at the NS interface is enhanced by disorder due to a constructive interference between the electron and hole. This enhancement effect persists up to a critical voltage V_C given by $\hbar/e\tau_\varphi$ (τ_φ is the phase-breaking time of the disordered region at which the particle is “trapped” near the interface). For NS contacts this should lead to a zero-bias anomaly with voltage-width that *decreases* with L .

The situation in the NIS case, however, is different than that of the NS system in an essential way. To see that, consider a semi-infinite S and N layers separated by a layer of an Anderson insulator I of extent L along the Z-axis such that the SI interface is at $Z=0$ and the NI interface at $Z=L$. The electronic states in I are localized on scale ξ much smaller than L . This introduces a natural hierarchy in the problem. States with $Z \leq 0$ are

strongly coupled to S because on such scales there is no distinction between an Anderson insulator and a (dirty) normal metal. The conditions for the van-Wees et al mechanism are obeyed for this thin layer and therefore pairing-amplitude will be induced in it [16]. On the other hand, the states in N (that are responsible for the measured tunneling transport) have an exponentially small coupling to the superconductor because $L \gg \xi$. But this exponential coupling also makes the N→S tunneling sensitive to modifications in the nature of the intermediate states in I, including those in $0 < Z \leq \xi$. Now, the modification in the interface layer (and its effect on the I-V characteristics) is cut-off when the voltage drop *across* it exceeds V_C . In other words we associate δ with the voltage across L that imposes a field $F_C = V_C \xi$. This immediately leads to the dependence $\delta \propto L$. To check on the plausibility of this approach note that using $\xi=10$ Å as a typical value for the localization length in our samples [3], and $F_C=250$ V/cm gives $\tau_\varphi = \hbar / (e F_C \xi) \approx 2 \cdot 10^{-11}$ seconds which is a reasonable value for the inelastic time at these temperatures and fields [17].

Following van-Wees et al [15], it may be argued that applying a magnetic field should destroy the interference and thus weaken the zero-bias anomaly. But, the smallness of ξ makes this field larger than that necessary to quench superconductivity in the Pb electrode. An ac field of frequency comparable to τ_φ^{-1} may be a more effective de-phasing agent in this case. We have indeed observed a dramatic reduction of $(R_0^S)^{-1}$ in samples exposed to a 20 GHz microwave source. This reduction in the zero-bias conductance was much too big to be explained by the barely measurable Joule-heating of the sample due to the microwave field [18]. Full details of the microwave experiments will be given elsewhere [19].

This heuristic picture offers then a plausible way to understand the origin of the dependence of δ on L. The key question that remains to be answered is whether it can also account for the observation of $R_0^N/R_0^S > 2$. This must await a detailed theoretical treatment of these issues. In particular the nature of the proximity-effect in Anderson insulators needs to be better understood. We hope that the present results will motivate such studies. We gratefully acknowledge useful discussions with M. Pollak. This research was supported by a grant administered by the Israel Science Foundation.

- [1] G. E. Blonder, M. Tinkham and T.M. Klapwijk, Phys. Rev. **B25**, 4515 (1982).
- [2] A. Frydman and Z. Ovadyahu, Europhys. Letters, **33**, 217 (1996).
- [3] A. Frydman and Z. Ovadyahu, Phys. Rev. **B55**, 9047 (1997).
- [4] Yu. M. Galperin et al, Phys. Rev. **B49**, 13728 (1994).
- [5] Zawadowski A., 1983 Phys. Rev. **B28** 1564. Zawadowski A, Phys. Rev. Letters, **45**, 211 1980. See also, Ralph D. C. and Buhrman R. A., 1992 Phys. Rev. Letters, **69**, 2118 and R.J.P. Keijzers et al, Phys. Rev. Lett. **77**, 341 (1996).
- [6] M Pollak and J.J. Hauser, Phys. Rev. Lett. **31**, 1304 (1973); M.E. Raikh and I. M. Ruzin, Sov. Phys. JETP **65**, 1273 (1987).
- [7] P. Charlat, H. Courtois, Ph. Gandit, D. Mailly, A.F. Volkov and B. Pannetier, Phys. Rev. Lett. **77**, 4950 (1996).
- [8] A. Frydman and R.C. Dynes, to be published.
- [9] A superconducting filament, whether extending across all or part of the junction width ought to have a much larger H_C than that of the thick Pb electrode.
- [10] V.I. Neguyen, B.Z. Spivak and B. I. Shklovskii, JETP Lett. **60**, 1566 (1988).
- [11] E. I. Lalko, A. O. Orlov, A. K. Savchenko, E. A. Il'ichev, and E. A. Poltoratskii, Sov. Phys. JETP **66**, 1258 (1987) [Zh. Eksp. Theor. Fiz., bf93, 2204 (1987)]; Z. Ovadyahu, Phys. Rev. **B33**, 6552 (1986).
- [12] A. Vaknin and Z. Ovadyahu, Phys. Stat. Sol., **205**, 413 (1998).
- [13] B.I. Shklovskii, Fiz. Tekh. Poluprovodn. **10**, 1440 (1976); M. Pollak and I. Riess, J. Phys. C: Solid State Phys. **9**, 2339 (1979).
- [14] O. Faran and Z. Ovadyahu, Phys. Rev. **B38**, 5457 (1988); Z. Ovadyahu, in "Hopping and Related Phenomena", edited by H. Fritzsche and M. Pollak, World Scientific Publishing Company, (1990); Tremblay et al (ibid).
- [15] B.J. van Wees, P. de Vries, P. Magnee and T. M. Klapwijk, Phys. Rev. Lett. **69**, 510 (1992); C.W.J. Beenakker, Phys. Rev. **B48**, 2812 (1992).
- [16] Such an interference effect amounts to superconductivity being induced into a layer of extent ξ of the Anderson Insulator. See also Yukio Tanaka and H. Fukuyama, in Coherence in high Temperature superconductors, eds., Deutscher and Revcolevschi, pp. 393-413, World Scientific (1996).
- [17] At $T \leq 4$ K and $F \geq 100$ V/cm the hopping length (and thus τ_φ) is controlled by F rather than by T (see references 14)
- [18] The shift in the sample temperature can be accurately measured by the position of the 'above-gap' structure which scales with $\Delta(T)$, see reference 12 for details.
- [19] A. Vaknin and Z. Ovadyahu, to be published.