

# Universally Quantified Interval Constraint Solving

## *An Application to Camera Control*

Frédéric Benhamou, Frédéric Goualard, Éric Languénou, and Marc Christie  
Institut de Recherche en Informatique de Nantes, France

Non-linear real constraint systems with universally/existentially quantified variables often need be solved in such contexts as control design or sensor planning. To date, these systems are mostly handled by computing a quantifier-free equivalent form by means of Cylindrical Algebraic/Trigonometric Decomposition (CAD/CTD). However, CAD and CTD restrict their input to be conjunctions and disjunctions of (trigonometric) polynomial constraints, while some applications such as camera control involve systems with arbitrary forms where time is the only universally quantified variable. In this paper, the handling of universally quantified variables is first related to the computation of inner-approximations of real relations. Algorithms for solving non-linear real constraint systems with universally quantified variables are then presented along with the theoretical framework on inner-approximation of relations supporting them. These algorithms are based on the computation of outer-approximations of the solution set of the negation of involved constraints. An application to the devising of a declarative modeller for expressing camera motion using a cinematic language is described, and results on a prototype are discussed.

Categories and Subject Descriptors: D.3.3 [**Programming Languages**]: Language Constructs and Features—*Constraints*; G.1.0 [**Numerical Analysis**]: General—*Interval arithmetic*; D.2.2 [**Software Engineering**]: Design Tools and Techniques—*User interfaces*; H.5.1 [**Information Interfaces and Presentation**]: Multimedia Information Systems—*Animations*

General Terms: Algorithms, Theory, Reliability

Additional Key Words and Phrases: Camera control, inner approximation, interval constraint, universally quantified variable

### 1. INTRODUCTION

Interval constraint-based solvers such as clp(BNR) [Benhamou and Older 1997], ILOG Solver [Puget 1994], or Numerica [Van Hentenryck et al. 1997] have been

The research exposed here was supported in part by the INRIA LOCO project and a project of the French/Russian A.M. Liapunov Institute.

This is an extended version of a paper to be presented at the 6th international conference on Principles and Practice of Constraint Programming (CP'2000), Singapore.

Address: Institut de Recherche en Informatique de Nantes, 2, rue de la Houssinière, B.P. 92208, F-44322 NANTES CEDEX 3

Permission to make digital or hard copies of part or all of this work for personal or classroom use is granted without fee provided that copies are not made or distributed for profit or direct commercial advantage and that copies show this notice on the first page or initial screen of a display along with the full citation. Copyrights for components of this work owned by others than ACM must be honored. Abstracting with credit is permitted. To copy otherwise, to republish, to post on servers, to redistribute to lists, or to use any component of this work in other works, requires prior specific permission and/or a fee. Permissions may be requested from Publications Dept, ACM Inc., 1515 Broadway, New York, NY 10036 USA, fax +1 (212) 869-0481, or [permissions@acm.org](mailto:permissions@acm.org).

shown to be efficient tools for solving some challenging non-linear constraint systems in various application areas (e.g. robotics, chemistry [Meintjes and Morgan 1990], or electronics [Puget and Van Hentenryck 1996]). Relying on *interval arithmetic* [Moore 1966], these tools guarantee *completeness* (all solutions in the input are retained), and permit isolating punctual solutions with an “arbitrary” accuracy. Taking as input a constraint system and a Cartesian product of domains (intervals) for the variables occurring in the constraints, their output is a set  $\mathcal{S}_o$  of boxes approximating each solution contained in the input box.

However, *soundness* is not guaranteed while it is sometimes a strong requirement. Consider, for instance, a civil engineering problem [Sam 1995] such as floor design where retaining non-solution points may lead to a physically unfeasible structure. As pointed out by Ward et al. [Ward et al. 1989] and Shary [Shary 1999], one may expect different properties from the boxes composing  $\mathcal{S}_o$  depending on the problem at hand, namely: every element in any box is a solution, or there exists at least one solution in each box. The foregoing solvers ensure only, at best, the second property.

Furthermore, problems originating from *control design* [Anderson et al. 1975], *sensor planning* [Abrams and Allen 1997], and *camera control* [Drucker 1994], not only require the output boxes to contain only solution points, but also that some input variables be universally quantified.

To date, constraint systems with universally/existentially quantified variables have mainly been handled by symbolic methods, among which one may single out Cylindrical Algebraic Decomposition (CAD) by Collins [Collins 1975], Cylindrical Trigonometric Decomposition (CTD) by Pau and Schicho [Pau and Schicho 1999], and virtual substitution of parametric test points by Weispfenning [Weispfenning 1988; Dolzmann et al. 1997].

Some numerical methods based on a bisection scheme also exist that solve constraint systems with universally quantified variables by computing an inner approximation of the underlying relation [Garloff and Graf 1999; Kutsia and Schicho 1999; Sam-Haroud and Faltings 1996].

However, all these methods have strong requirements on the form of the constraints they process: for the most part, they are limited to polynomial constraints (except for CTD that handles trigonometric polynomials, i.e. polynomials where occur cosine and sine functions involving variables not intermixed with algebraic variables).

To overcome these limitations, this paper first presents an algorithm whose output is a set of sound boxes of variable domains for some constraint system. Soundness is achieved by computing *inner approximations* of the underlying real relations, using *box consistency* [Benhamou et al. 1994]—a well-known, efficient, *local consistency*—on the negation of the involved constraints.

Therefrom, an algorithm is devised for solving constraint systems where one variable is universally quantified. An application to temporal constraints arising from camera motion modelling (*virtual cameraman problem* [Jardillier and Languénou 1998]) is presented: following the work of Jardillier and Languénou, a prototype for a declarative modeller has been devised, which should eventually allow a non-technician user to control the positioning of a camera by means of cinematic specifications of a *shot* (short “scene”).

The outline of the paper is as follows: an overview of methods related to solving constraints with universally quantified variables, along with an example of an application that motivated their devising, is first provided in Section 2. Section 3 focuses on camera control: its usefulness in many activities is shown; the model adopted herein for expressing camera motion is presented, and the translation of movement specifications given in a cinematic language into constraint systems is then sketched. Section 4 introduces notations and some basic notions related to interval constraint solving: interval representation of real quantities, approximation of relations by supersets, and local consistencies are surveyed. Next, the notion of *inner approximation* of real relations is formally introduced in Section 5, and then related to the solving of constraints containing occurrences of universally quantified variables; the corresponding algorithms are given—along with the proof of their correctness—and compared to the previous approach by Jardillier and Langu  nou. The prototype of a declarative modeller for camera positioning is presented in Section 6; heuristics for speeding-up computation, along with results on some benchmarks are then given. Finally, Section 7 discusses directions for future researches and compares our approach with previous works in the field.

## 2. SOLVING CONSTRAINTS WITH QUANTIFIED VARIABLES: RELATED WORK

Problems solved with constraint programming techniques often admit punctual solutions that may satisfactorily be represented by small boxes enclosing them. However, a wide range of applications are more demanding, and require the output of constraint solvers to contain nothing but solution points. What is more, some other problems quantify universally some variables, thus enforcing the sound output domain to have some precise bounds. Such a problem is presented in the following, and some of the methods used to solve it are briefly surveyed.

**Example 1 (A feedback control system [Abdallah et al. 1995]).** Consider a temperature regulating system in a room modelled as an unstable first order system whose transfer function is  $G(s, p) = p_1/(1 - s/p_2)$ , with  $0.8 \leq p_1, p_2 \leq 1.25$ , and simple output feedback  $C(s, p) = q_1$ . Seeking for stability of the output is tantamount to solving the following system:

$$\forall p_1 \in [0.8 .. 1.25], \forall p_2 \in [0.8 .. 1.25], \forall w_1 \in [0 .. 10]:$$

$$\begin{cases} p_2(1 + p_1 q_1) < 0, \\ 99w_1^2 + p_2^2(100(1 + p_1 q_1)^2 - 1) > 0, \\ (400 - q_1^2)w_2^2 + p_2^2(400(1 + p_1 q_1)^2 - q_1^2) > 0 \end{cases}$$

We are then watching for the domains of variables  $q_1$ ,  $q_2$ , and  $w_2$  such that for any value of  $p_1$  and  $p_2$  between 0.8 and 1.25, and any value of  $w_2$  between 0 and 10, these three constraints are satisfied.

The constraint solvers listed in the beginning of this paper are clearly inadequate for handling such a problem, since they can only be applied to systems made of unquantified conjunctions of constraints. Such solvers would split and narrow the domains of the universally quantified variables as well as the unquantified ones. What is more, compact sets of solutions would be output as a myriad of small boxes, the width of which being equal to the splitting threshold.

As far as the authors know, one may distinguish two methods for solving Ex. 1:

- quantifier elimination* by Cylindrical Algebraic Decomposition (CAD), due to Collins [Collins 1975] and Hong [Hong 1990], or Cylindrical Trigonometric Decomposition [Pau and Schicho 1999];
- evaluation and bisection*, for which we will only consider the works by Garloff and Graf [Garloff and Graf 1999] based on Bernstein polynomials, and Jardillier and Languénou based on straight interval evaluation, albeit many authors have contributed to this method.

Using quantifier elimination, one would obtain a quantifier-free system equivalent to the aforementioned constraint system [Abdallah et al. 1995]:

$$\begin{aligned} p_a &= q_1 + 20, \quad p_b = q_1 + 2, \quad p_c = 8q_1 + 11 \\ (p_a \geq 0 \wedge p_b \leq 0) \vee (p_c < 0 \wedge p_b \geq 0) \end{aligned}$$

On the other hand, the bisection method proposed by Garloff and Graf would start expanding the polynomial inequalities into Bernstein polynomials: let  $I = (i_1, \dots, i_n)$  be a multi-index (vector of non-negative integers), and  $\mathbf{x}^I = x_1^{i_1} \dots x_n^{i_n}$  be a monomial. Given a polynomial  $p \in \mathbb{R}[x_1, \dots, x_n]$ , let  $\mathcal{S}$  be a set of multi-indices such that:  $p(\mathbf{x}) = \sum_{I \in \mathcal{S}} a_I \mathbf{x}^I$ . For any  $n$ -ary Cartesian product of domains  $\mathbf{D}$ , one can express  $p$  in terms of Bernstein coefficients:

$$p(\mathbf{x}) = \sum_{I \in \mathcal{S}} b_I(\mathbf{D}) B_{N,I}(\mathbf{x})$$

where  $B_{N,I}(\mathbf{x})$  is the  $I$ th Bernstein polynomial of degree  $N$ .

It is then well known that the following property does hold [Farouki and Rajan 1987]:

$$\forall \mathbf{a} \in \mathbf{D}: \min_{I \in \mathcal{S}} b_I(\mathbf{D}) \leq p(\mathbf{a}) \leq \max_{I \in \mathcal{S}} b_I(\mathbf{D}) \quad (\text{convex hull property})$$

As a consequence, it is possible to accurately bound the range of  $p(\mathbf{x})$  on every box, and then to know whether an inequality such as  $p(\mathbf{x}) \leq 0$  does hold or not. By splitting the initial box and evaluating the corresponding Bernstein coefficients, one can isolate all the boxes verifying a set of inequality constraints.

Quantifier elimination by CAD is a powerful method to solve constraint systems with quantified variables (be they universally or existentially quantified). Yet, it remains a time consuming tool restricted to polynomials only. So is the Bernstein-based method described above. Though Cylindrical Trigonometric Decomposition handles a restricted superset of polynomials where sine and cosine may occur, it cannot be used for constraints with arbitrary forms.

CAD and CTD are quite general methods since they permit handling more than one quantified variable. As far as camera control is concerned though, only one quantified variable—time—needs to be dealt with. Consequently, there is room for a tailored algorithm to specifically solve temporal constraints. Such an algorithm will be presented in Section 5.

### 3. CAMERA CONTROL AND THE VIRTUAL CAMERAMAN PROBLEM

Camera control is of interest to many fields, from computer graphics (visualization in virtual environments [Blinn 1988]) to Robotics (sensor planning [Abrams and

Allen 1997]), and cinematography [Davenport et al. 1991]. Whatever the activity may be, the objective is always to provide the user with an adequate view of some point(s) of interest in a scene for a predefined duration. In sensor planning [Tarabanis 1990] for instance, one is interested in positioning a camera over a robot in order to be able to watch its work whatever the position of its manipulating “hand” may be. The targeted applications are mostly real-time ones, wherefore usually implying the seeking for only one solution through some optimization process. The retained approaches are usually very close to the camera representation (involving for instance, the direct control of the camera parameters through the use of sliders), thereby impeding an out-of-the-field user from predicting the exact behaviour of the controlled device.

On the other hand, some authors [Blinn 1988; Gleicher and Witkin 1992; Drucker et al. 1992] from computer graphics and cinematography fields worked on determining camera parameters from given properties of a desired scene. Once more, most of these works are concerned with the computation of only one solution by means of an optimization criterion.

Among the before-mentioned works, one may single out an interesting attempt [Gleicher and Witkin 1992] that permits using some constraints including the position of a three-dimensional point on the screen, and the orientation of two points along with their distance on the projected image. Higher level of control is obtained through the ability to bound a point within a region of the image or to bound the size of an object. Time derivatives of the camera parameters are computed in order to satisfy user-defined controls. The method is devoted to maintaining user-defined constraints while manipulating camera parameters. Camera motion in an animated scene is not treated.

Yet another approach [Jardillier and Langu  nou 1998]—inspired by Snyder’s seminal work [Snyder 1992]—to the camera motion computation problem relies on interval arithmetic [Moore 1966] to take into account multiple constraints and screen-space properties. Satisfying camera movement parameters—with regard to some given scene description—are obtained through constraint solving. Resulting temporal constraints are handled with a simple method, thereafter referred to as *inner approximation by evaluation*, to be thoroughly described in Section 5.2.1.

The main objective that motivated our work was to build a declarative high-level tool allowing an artist to specify the desired camera movements for a “shot” using *cinematic primitives*. The resulting description is then translated into a constraint system in terms of the camera parameters, and solved using local consistency techniques (see Section 4.2). A huge set of solutions is usually output as a result, from which a challenging task is to extract a limited representative sample for presentation to the user.

The mathematical model used for representing the camera, its motion, and the objects composing a scene is presented hereinafter; then follows the description of some of the cinematic primitives together with their translation into constraint systems. Addressing the problem of the isolation of a representative solution sample is deferred until Section 6.2.

### 3.1 Modelling the Camera and the Objects

A camera produces a 2D image by using a projection transformation of a *3D space scene*. In the following, the image is referred to as the *screen space* (or *image space*) and the filmed scene as the *scene space* or *3D space*.

The standard camera model is based on Euler angles to specify its location and orientation (seven degrees of freedom). While this basic model is implemented to date, the work presented here is not bound to it, and any other representation would be convenient.

A camera (see Figure 1) possesses seven degrees of freedom, *viz.* its Cartesian position in the space, its orientation, and its focal distance:

- *position* (three scalars:  $(x, y, z)$ );
- *view direction* (three scalars: *pan*  $\theta$ , *tilt*  $\phi$ , and *roll*  $\psi$ );
- *focal distance* (one scalar:  $\gamma$ ).

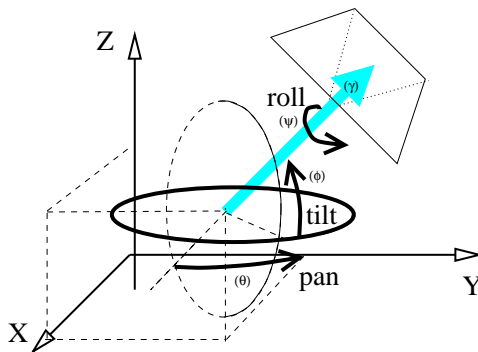


Fig. 1. Camera model

Most films are made of a large number of short elementary “shots”. Therefore, a simple model for camera motion may be adopted without losing too much expressiveness. Sophisticated camera movements are obtained by assembling sequences of shots (this task is not addressed by our tool though). Due to lack of space, the following description of camera movements (see Figure 2) is restricted to primitive ones, and the reader is referred to the excellent book by Arijon [Arijon 1976] for a thorough presentation of the others.

**Panoramic shot.** A panoramic shot may be horizontal or vertical (i.e. around vertical or horizontal axis). The camera location is usually constant;

**Travelling (tracking shot or dolly).** A general term for a camera translation;

**Zoom in or zoom out.** A variation of the camera’s focal length.

To our knowledge, existing declarative camera movement generators compute camera animation frame by frame [Drucker 1994] or use calculated key frames [Shoemaker 1985] (fixed camera location and orientation) and interpolation of the camera parameters in-between.

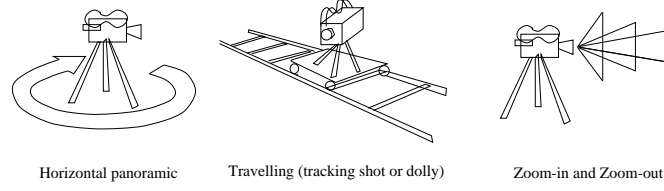


Fig. 2. Camera movements

In contrast, the tool to be described in the following is based on a parametric representation. Computing a satisfying solution boils down to determining all the camera parameters such that some constraints on the scene are satisfied. Using the aforesaid remark on elementary shots, parameters are modelled with degree three polynomials whose unknown is time  $t$ . For example, a horizontal pan (i.e. a movement along the horizontal orientation angle  $\theta$ ) might be defined as:  $\theta(t) = c_\theta t + d_\theta$ , where  $d_\theta$  represents the initial horizontal orientation of the camera (at time  $t = 0$ ) and  $c_\theta$  is a constant velocity. Consequently, given  $V_\theta$  the maximum allowed pan velocity, one may note that  $c_\theta$  must lie in the domain  $[-V_\theta .. V_\theta]$ , and then  $d_\theta$  must lie in the domain  $[0 .. 2\pi]$ , in order to make any orientation starting point eligible.

In our view, the scene is considered as a problem data. Hence, every object composing a scene is thereafter assumed to have its location, orientation and movement already set by the user.

Object properties rely on bounding volumes (location) and object axis (orientation): each object is bounded by a volume called a *bounding box*. Compounds' bounding box is the smallest box containing the bounding boxes of all the objects involved. In addition, bounding boxes may be associated to any set of objects (like a group of characters). Many geometric modellers provide such a hierarchy of bounding volumes.

The orientation of any object on the image is determined by three vectors: **Front**, **Up** and **Right** (see Figure 3). Vector **Up** stands for the “natural” object axis, if it has one.

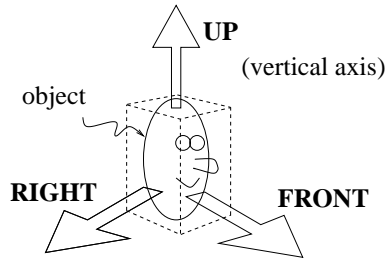


Fig. 3. Object axis and bounding volume

### 3.2 Properties and Constraints

The translation of declarative descriptions of scenes into constraints is now presented. Three kinds of desired properties may be distinguished: properties on the camera, properties on the object screen location, and properties on the object screen orientation.

Camera properties are a means to set constraints on the camera motion. For example, the description

*“The Camera must zoom-out at constant speed”*

is first translated into the internal representation:

$$\text{ZoomOut}(\text{Camera}) \wedge \text{Linear}(\text{focal}(\text{Camera}, t))$$

and then rewritten into the following constraint system. Given  $\gamma_c^t = a_\gamma t^3 + b_\gamma t^2 + c_\gamma t + d_\gamma$  the expression of the camera focal at time  $t$ :

$$a_\gamma = 0 \wedge b_\gamma = 0 \wedge c_\gamma < 0$$

Translation of properties on the objects of a scene is described below. The notion of *frame* is first introduced as an aid to constrain an object location on the screen: a *frame* is a rectangle whose borders are parallel to the screen borders. A frame may be inside, outside, or partially inside the screen, though it is usually fully contained in the screen. For special purposes, the frame size or/and location may be modified during the animation.

With frames, an artist can define the precise projection zone of an object from the scene (3D) to the screen (2D). Our belief in a *creation helping tool* leads us to prefer this kind of soft constraint to the exact 2D screen location of the projection of a 3D point.

The user defines frames (interactively or off-line), then chooses properties to apply to a frame and an object. For example, the following description

*“Object Sphere<sub>1</sub> must be fully included in frame Frame<sub>1</sub>”*

is first translated into

$$\text{Projection}(\text{Camera}, \text{Sphere}_1, \text{Frame}_1, t, \text{INCLUSION})$$

which is later rewritten into the non-linear constraint system of equations and inequations:

$$\begin{aligned} x_t &= -(x_t^s - x_t^c) \sin \theta_t^c + (y_t^s - y_t^c) \cos \theta_t^c \\ y_t &= -(x_t^s - x_t^c) \cos \theta_t^c \sin \phi_t^c + (y_t^s - y_t^c) \sin \phi_t^c \sin \theta_t^c + (z_t^s - z_t^c) \cos \phi_t^c \\ z_t &= -(x_t^s - x_t^c) \cos \theta_t^c \cos \phi_t^c + (y_t^s - y_t^c) \sin \theta_t^c \cos \phi_t^c + (z_t^s - z_t^c) \sin \phi_t^c \\ \nabla x_t^f &\leq x_t / (z_t / \gamma_t^c) \\ \blacktriangle x_t^f &\geq x_t / (z_t / \gamma_t^c) \\ \nabla y_t^f &\leq y_t / (z_t / \gamma_t^c) \\ \blacktriangle y_t^f &\geq y_t / (z_t / \gamma_t^c) \end{aligned}$$

where  $s$  is Object Sphere<sub>1</sub>,  $c$  is the camera,  $z_t^s$  is the  $z$  component of Object  $s$  at time  $t$ , and  $\nabla x_t^f$  denotes the abscissa of the left bound of frame  $f$  at time  $t$ .



It is worthwhile noting at this point that one usually gets rid of the equations by replacing variables  $x_t$ ,  $y_t$ , and  $z_t$  in the inequations by the right-hand side of the corresponding equations.

Besides location properties, one may use orientation properties of the objects (see Figure 3) such as “seeing the front of an object”, or “seeing an object upside-down”. Orientation properties are based on the dot product. For example, the property:

*“The top of Object<sub>1</sub> must be oriented toward the camera during the whole shot”*

is first translated into:

$$\text{SeeFace}(\text{Camera}, \text{Object}_1, t, \text{UP})$$

then rewritten into the constraint:

$$\forall t: \mathbf{V}_t \cdot \mathbf{U}_t^O \leq 0$$

where  $\mathbf{V}_t$  is the vector “camera to object” and  $\mathbf{U}_t^O$  is the vertical axis of Object<sub>1</sub> at time  $t$ .

Temporal constraints resulting from the translation of the declarative description of “shots” contain occurrences of the universally quantified variable  $t$  standing for time. Solving of constraint systems with quantified variables has been sketched in Section 2. However, the methods previously presented are too general (handling of several quantified constraints: cylindrical trigonometric decomposition) or limited to polynomial constraints (Bernstein expansions, CAD), whence the devising of a new algorithm tailored for temporal constraints. The method described in the following is purely numerical and is based on classical interval constraint solving algorithms. The rest of the paper is organized as follows: Section 4 presents some basic notions on interval constraint solving; the algorithms there described compute complete but incorrect “solutions” (boxes for variables’ domains). Therefrom, algorithms are presented in Section 5 to compute correct solutions for constraint systems. An algorithm to solve temporal constraints with one universally quantified variable is then described.

#### 4. INTERVAL CONSTRAINT SOLVING

Finite representation of numbers by computers prevents them solving accurately real constraints. *Interval constraint solving* relies on *interval arithmetic* [Moore 1966; Alefeld and Herzberger 1983] to compute verified approximate solutions of real constraint systems. Underlying real relations may be approximated by considering one of their computer-representable superset or subset. This section presents the basics related to the approximation of real relations the conservative way. Safe approximation by a subset is deferred until the next section.

The organization of the section is as follows: the shift from reals to *bounds* (numbers together with a “bracket”) is first described; the notion of open and closed interval relying on bounds is then introduced, followed by a presentation of the way real relations are approximated and interval constraint systems solved.

The reader is referred to the above-mentioned references for a thorough presentation of interval arithmetic, and to [Cleary 1987; Benhamou 1995] for descriptions of interval constraints and interval-based solving methods. A great part of what

is exposed in the following is drawn from [Benhamou and Older 1997], [Benhamou 1995], and [Zhou 1994]. Proofs not given here may be found in these papers.

#### 4.1 Approximation of a Relation

Solving real constraints requires the ability to represent the underlying relations. The approximate representation by a superset (Cartesian product of intervals) is described in the following.

**4.1.1 From Reals to Floating-point Intervals.** Let  $\mathbb{R}$  be the set of reals and  $\mathbb{F} \subset \mathbb{R}$  a finite subset of reals corresponding to *floating-point numbers*. Sets  $\mathbb{R}$  and  $\mathbb{F}$  are compactified in the usual way by using symbols  $-\infty$  and  $+\infty$ .

Let  $\mathbb{F}^\infty = \mathbb{F} \cup \{-\infty, +\infty\}$ . Hereafter,  $r$  and  $s$  (resp.  $g$  and  $h$ ), possibly subscripted, are assumed to be elements of  $\mathbb{R}$  (resp.  $\mathbb{F}^\infty$ ).

Four new symbols (*brackets*) are introduced: let  $\mathcal{L} = \{(\,, [\}$  (resp.  $\mathcal{U} = \{)\,, ]\}$ ) be the set of left (resp. right) brackets. Let  $\mathcal{B} = \mathcal{L} \cup \mathcal{U}$  be the *set of brackets* totally ordered by the ordering  $\prec$  defined as follows [Cleary 1987]:  $\prec [\prec] \prec (\prec$ .

The set of *floating-point bounds*  $\mathbb{F}^\diamond$  is defined from  $\mathcal{B}$  and  $\mathbb{F}$  as follows:

$$\mathbb{F}^\diamond = \mathbb{F}^\triangleleft \cup \mathbb{F}^\triangleright \quad \text{where} \quad \begin{cases} \mathbb{F}^\triangleleft = (\mathbb{F} \times \mathcal{L} \cup \{ \langle -\infty, (\rangle, \langle +\infty, (\rangle \}) \\ \mathbb{F}^\triangleright = (\mathbb{F} \times \mathcal{U} \cup \{ \langle -\infty, )\rangle, \langle +\infty, )\rangle \}) \end{cases}$$

Real bounds set  $\mathbb{R}^\diamond$  is defined likewise. Closed bounds deserve attention on their own since closed intervals have been far more studied and used than open ones. Thence, let  $\mathcal{L}_\square$ ,  $\mathcal{U}_\square$ , and  $\mathcal{B}_\square$  be useful shorthands for the respective sets restricted to closed brackets. Given a bound  $\beta = \langle x, \alpha \rangle$ , let  $\beta|_v = x$  and  $\beta|_b = \alpha$ . Floating-point bounds are totally ordered by the ordering  $\triangleleft$ :

$$\forall \beta_1 = \langle g, \alpha_1 \rangle, \beta_2 = \langle h, \alpha_2 \rangle \in \mathbb{F}^\diamond: \quad \beta_1 \triangleleft \beta_2 \iff (g < h) \vee (g = h \wedge \alpha_1 \prec \alpha_2)$$

A similar ordering may be defined over  $\mathbb{R}^\diamond$ .

Rounding operations mapping reals to floats and real bounds to float bounds are defined as follows:

$$\begin{aligned} \text{Downward rounding: } \lfloor \cdot \rfloor : \mathbb{R} &\longrightarrow \mathbb{F}^\infty \\ x &\longmapsto \max\{y \in \mathbb{F}^\infty \mid y \leq x\} \\ \text{Upward rounding: } \lceil \cdot \rceil : \mathbb{R} &\longrightarrow \mathbb{F}^\infty \\ x &\longmapsto \min\{y \in \mathbb{F}^\infty \mid x \leq y\} \\ \text{Bound downward rounding: } \lfloor \cdot \rfloor : \mathbb{R}^\triangleleft &\longrightarrow \mathbb{F}^\triangleleft \\ \beta &\longmapsto \max\{\gamma \in \mathbb{F}^\triangleleft \mid \gamma \trianglelefteq \beta\} \\ \text{Bound upward rounding: } \lceil \cdot \rceil : \mathbb{R}^\triangleright &\longrightarrow \mathbb{F}^\triangleright \\ \beta &\longmapsto \min\{\gamma \in \mathbb{F}^\triangleright \mid \gamma \trianglerighteq \beta\} \end{aligned}$$

For each  $g \in \mathbb{F}^\infty$ , let  $g^+$  be the smallest element in  $\mathbb{F}^\infty$  greater than  $g$ , and  $g^-$  the greatest element in  $\mathbb{F}^\infty$  smaller than  $g$  (with the IEEE 754 [IEEE 1985] conventions:  $(+\infty)^+ = +\infty$ ,  $(-\infty)^- = -\infty$ ,  $(+\infty)^- = \max(\mathbb{F})$ ,  $(-\infty)^+ = \min(\mathbb{F})$ ).

Bounds are used to construct intervals as follows: let  $\mathbb{I}_o = \mathbb{F}^\triangleleft \times \mathbb{F}^\triangleright$  be the set of *closed/open floating-point intervals* (henceforth referred to *intervals*), with the

following notations used as shorthands:

$$\begin{aligned}
(\langle g, [], \langle h, [] \rangle) &\equiv [g .. h] \equiv \{r \in \mathbb{R} \mid g \leq r \leq h\} \\
(\langle g, [], \langle h, () \rangle) &\equiv [g .. h) \equiv \{r \in \mathbb{R} \mid g \leq r < h\} \\
(\langle g, (), \langle h, [] \rangle) &\equiv (g .. h] \equiv \{r \in \mathbb{R} \mid g < r \leq h\} \\
(\langle g, (), \langle h, () \rangle) &\equiv (g .. h) \equiv \{r \in \mathbb{R} \mid g < r < h\}
\end{aligned}$$

For the sake of simplicity, the empty set  $\emptyset$  is uniquely represented in  $\mathbb{I}_o$  by the interval  $(+\infty .. -\infty)$ . Let  $\mathbb{I}_\square \subset \mathbb{I}_o$  be the set of *closed intervals* (first form above), together with the two special intervals:  $(-\infty .. +\infty)$  and  $(+\infty .. -\infty)$ .

In the rest of the paper, interval quantities are written uppercase, reals or floats are sans-serif lowercase, and vectors are in boldface. A Cartesian product of  $n$  intervals  $\mathbf{B} = I_1 \times \dots \times I_n$  is called a *box*. A non-empty interval  $I = (\beta_1, \beta_2)$  with  $\beta_1 \in \mathbb{F}^\triangleleft$  and  $\beta_2 \in \mathbb{F}^\triangleright$  is said *canonical* whenever  $\beta_2|_v \leq (\beta_1|_v)^+$ . An  $n$ -ary box  $\mathbf{B}$  is canonical whenever the intervals  $I_1, \dots, I_n$  are canonical. Given an interval  $I = (\beta_1, \beta_2)$ , let  $\inf(I) = \beta_1|_v$  and  $\sup(I) = \beta_2|_v$ . Given a variable  $v$ , an interval  $I$ , and boxes  $\mathbf{B}$  and  $\mathbf{D}$ , let  $\text{Dom}_{\mathbf{B}}(v) \in \mathbb{I}_o$  be the domain of  $v$  in box  $\mathbf{B}$ ,  $\mathbf{B}|_k = I_k$ , the  $k$ -th projection of  $\mathbf{B}$ , and  $\mathbf{B}|_{v,D}$  (resp.  $\mathbf{B}|_{v,I}$ ) the box obtained by replacing  $v$  domain in box  $\mathbf{B}$  by its domain in box  $\mathbf{D}$  (resp. by interval  $I$ ); given an interval  $J$ , let  $\mathbf{B}|_{I_k,J}$  be the box  $I_1 \times \dots \times I_{k-1} \times J \times I_{k+1} \times \dots \times I_n$ . Given boxes  $\mathbf{B}$  and  $\mathbf{D}$ , let  $\mathbf{B} \setminus \mathbf{D} \subseteq \mathcal{P}(\mathbb{I}_o^n)$  be the set of boxes obtained from complementing  $\mathbf{B}$  from  $\mathbf{D}$ .

**4.1.2 Approximating a Relation by a Box.** This section introduces some more notations on constraints, sets, and relations, then presents the notion of *outer approximation*, viz. the approximation of a real relation by a computer-representable superset.

Let  $\mathcal{V}_{\mathbb{R}} = \{x_1, x_2, \dots\}$  (resp.  $\mathcal{V}_{\mathbb{I}_o} = \{X_1, X_2, \dots\}$ ) be a set of variables taking their values over  $\mathbb{R}$  (resp.  $\mathbb{I}_o$ ). Given  $\Sigma_1 = \langle \mathbb{R}, \mathcal{F}_1, \mathcal{R}_1 \rangle$  a structure, a *real constraint* is defined as a first-order formula built from  $\Sigma_1$  and  $\mathcal{V}_{\mathbb{R}}$ . An *interval constraint* is defined in the same way over the structure  $\Sigma_2 = \langle \mathbb{I}_o, \mathcal{F}_2, \mathcal{R}_2 \rangle$  and  $\mathcal{V}_{\mathbb{I}_o}$ .

Without loss of generality, we take  $n$  as the default arity of a function, a constraint, or a relation, and  $k$  an integer ranging in  $\{1, \dots, n\}$ . Sets are written in uppercase calligraphic letters. The power set of a set  $\mathcal{S}$  is written  $\mathcal{P}(\mathcal{S})$ . Given a real constraint  $c(x_1, \dots, x_n)$  (resp. an interval constraint  $C(X_1, \dots, X_n)$ ),  $\rho_c$  (resp.  $\rho_C$ ) denotes the underlying relation—that is, the subspace made of “points” verifying the constraint. For the sake of readability, the relation  $\rho_{c_i}$  for some constraint  $c_i$  is written  $\rho_i$  whenever that notation is non-ambiguous. Given an  $n$ -ary constraint  $c$ , let  $\bar{c}$  be  $\neg c$ , implying that  $\rho_{\bar{c}} = \mathbb{R}^n \setminus \rho_c$ .

A real relation  $\rho$  may be conservatively approximated by the smallest (w.r.t. set inclusion) union of boxes  $\text{Union}_o(\rho)$  (resp. the smallest box,  $\text{Outer}_o(\rho)$ ) containing it. These operators have closed counterparts  $\text{Union}_\square(\rho)$  and  $\text{Outer}_\square(\rho)$ .  $\text{Outer}_o(\rho)$  is a coarser approximation than  $\text{Union}_o(\rho)$  but is far more used, it being computationally easier to obtain.

Given a function  $f$  defined over reals, an *interval extension* of  $f$  is a function  $F$  defined over intervals as follows:

$$\forall I_1, \dots, \forall I_n \in \mathbb{I}_o : r_1 \in I_1, \dots, r_n \in I_n \Rightarrow f(r_1, \dots, r_n) \in F(I_1, \dots, I_n)$$

An *interval extension* of a real constraint  $c$  is an interval constraint  $C$  defined by:

$$\forall I_1, \dots, \forall I_n \in \mathbb{I}_o : \exists a_1 \in I_1 \wedge \dots \wedge \exists a_n \in I_n \wedge c(a_1, \dots, a_n) \Rightarrow C(I_1, \dots, I_n)$$

The *projection* of an interval constraint  $C(X_1, \dots, X_n)$  w.r.t. an index  $k \in \{1, \dots, n\}$  and a box  $\mathbf{B} = I_1 \times \dots \times I_n$ , written  $C|_{k, \mathbf{B}}$ , is defined as the univariate interval constraint obtained by replacing all variables  $X_j$  but  $X_k$  with the corresponding intervals  $I_j$ .

## 4.2 Local Consistencies

Discarding all inconsistent values from a box of variables' domains is intractable when the constraints are real ones (consider for instance the constraint  $c: \sin(x) = 1, x \in [0..2]$ ). Consequently, weak consistencies have been devised among which one may cite *hull consistency* [Benhamou 1995] and *box consistency* [Benhamou et al. 1994]. Both consistencies permit narrowing variables' domains to (hopefully) smaller domains, preserving all the solutions present in the input. Since they are used as a basis for the algorithms to be introduced in Section 5, they are both presented thereunder.

Given a constraint  $c$  and the underlying relation  $\rho_c$ , discarding values of the variable domains for which  $c$  does not hold according to a given consistency notion is modelled by means of operators, whose main properties are *contractance*, *completeness*, and *monotonicity*.

**4.2.1 Contracting Operators.** Depending on the considered consistency, one may define different contracting operators for a constraint. In this section, hull consistency and box consistency are first formally presented. Therefrom, operators based on both consistencies are given.

Hull consistency is a strong “weak consistency” since a constraint  $c$  is said consistent w.r.t. a box whenever that box cannot be tightened without losing some solutions for  $c$ :

**Definition 1 (Hull consistency).** A real constraint  $c(x_1, \dots, x_n)$  is said *hull-consistent wrt. a box*  $\mathbf{B} = I_1 \times \dots \times I_n$  if and only if:

$$\begin{aligned} \forall k \in \{1, \dots, n\}: \\ I_k = \text{Outer}_o(I_k \cap \{r_k \in \mathbb{R} \mid \forall j \in \{1, \dots, n\} \setminus \{k\}: \\ \exists r_j \in I_j \text{ s.t. } (r_1, \dots, r_n) \in \rho_c\}) \end{aligned}$$

Thence, an operator enforcing hull consistency for a constraint  $c$  simply computes the smallest box containing the intersection of the input box and the relation  $\rho_c$ :

**Definition 2 (Outer-contracting operator).** Let  $c$  be an  $n$ -ary constraint,  $\rho$  its underlying relation, and  $\mathbf{B}$  a box. An *outer-contracting operator* for  $c$  is a function  $\text{OC}_c: \mathbb{I}_o^n \longrightarrow \mathbb{I}_o^n$  defined by:

$$\text{OC}_c(\mathbf{B}) = \text{Outer}_o(\mathbf{B} \cap \rho) \quad (1)$$

**Proposition 1 (Completeness of OC).** Given a constraint  $c$  and a box  $\mathbf{B}$ , the following relation does hold:  $(\mathbf{B} \cap \rho_c) \subseteq \text{OC}_c(\mathbf{B})$ .

Operationally, hull consistency is enforced over constraints by decomposing them into conjunctions of *primitive constraints*. The drawback of such a method lies in the loss of domain tightening due to the introduction of new variables during the decomposition process. Box consistency has been introduced by Benhamou et al. [Benhamou et al. 1994] to overcome this problem: the operators enforcing box consistency consider constraints globally, without decomposing them. The definition given below is an instance of the extended one stated by Benhamou et al. [Benhamou et al. 1999] that slightly differs from the original definition [Benhamou et al. 1994] in that it is parameterized by approximation operators.

**Definition 3 (Box consistency).** Let  $c$  be a real constraint,  $C$  an interval extension for  $c$ , and  $\mathbf{B} = I_1 \times \dots \times I_n$  a box. The constraint  $c$  is said *box-consistent w.r.t.  $\mathbf{B}$*  if and only if:

$$\forall k \in \{1, \dots, n\}: \quad I_k = \text{Outer}_o(I_k \cap \{r \in \mathbb{R} \mid \text{Outer}_o(\{r\}) \in \rho_{C|_{k,\mathbf{B}}}\})$$

Intuitively, a constraint  $c$  is box-consistent w.r.t. a box  $\mathbf{B}$  when each projection  $I_j, j \in \{1, \dots, n\}$  of  $\mathbf{B}$  is the smallest interval containing all the elements that cannot be distinguished from solutions of  $C|_{k,\mathbf{B}}$  due to the inherently limited precision of the computation with floating-point numbers.

Box consistency is enforced over a constraint  $c(x_1, \dots, x_n)$  as follows:  $n$  contracting operators  $\text{OC}_1, \dots, \text{OC}_n$  (typically using an interval Newton method [Van Hentenryck et al. 1997]) are associated to the  $n$  univariate interval constraints  $C|_{1,\mathbf{B}}, \dots, C|_{n,\mathbf{B}}$ . Each  $\text{OC}_k$  reduces the domain of  $x_k$  by computing the leftmost and rightmost canonical intervals such that  $C|_{k,\mathbf{B}}$  does hold (*leftmost and rightmost quasi-zeros*).

Using box consistency to narrow down the variable domains of a constraint leads to the notion of *outer-box contracting operator*:

**Definition 4 (Outer-box contracting operator).** Given an  $n$ -ary constraint  $c$  and a box  $\mathbf{B}$ , an *outer-box contracting operator*  $\text{OCb}_c: \mathbb{I}_o^n \longrightarrow \mathbb{I}_o^n$  for  $c$  is defined by:

$$\begin{aligned} \text{OCb}_c(\mathbf{B}) = \max\{\mathbf{B}' \mid \mathbf{B}' \subseteq \mathbf{B} \\ \text{and } c \text{ is box-consistent w.r.t. } k \in \{1, \dots, n\} \text{ and } \mathbf{B}'\} \end{aligned}$$

**Proposition 2 (Completeness of  $\text{OCb}$ ).** *Given a constraint  $c$ , the following relation does hold for any box  $\mathbf{B}$ :*

$$(\mathbf{B} \cap \rho_c) \subseteq \text{OC}_c(\mathbf{B}) \subseteq \text{OCb}_c(\mathbf{B})$$

Consistencies and associated contracting operators considered so far are such that completeness is guaranteed (no solution lost during the narrowing process). Devising operators ensuring soundness of the results is the topic of the next section.

## 5. SOLVING CONSTRAINTS WITH UNIVERSALLY QUANTIFIED VARIABLES

It has been shown in Section 3.2 that the constraints arising from the translation of some desired properties for camera control are of the form:

$$\forall t \in I_t: c(x_1, \dots, x_n, t) \tag{2}$$

From a practical standpoint, Eq. (2) must be translated into a stronger statement in order to allow picking out values from the variable (interval) domains, *viz.* : given  $I_v$ , find intervals  $I_1, \dots, I_n$  such that:

$$\forall x_1 \dots \forall x_n \forall v: v \in I_v \wedge x_1 \in I_1 \wedge \dots \wedge x_n \in I_n \Rightarrow c(x_1, \dots, x_n, v)$$

The computed boxes need then be included into the relation  $\rho_c$ . More generally, solving constraints with an explicitly universally quantified variable boils down in practice to computing a (subset of) the “inner approximation” of real relations.

Several definitions for the inner-approximation of a real relation exist in the literature, depending on the intended application. Given an  $n$ -ary relation  $\rho$ , one may single out at least the two following definitions for an inner approximation  $\text{Inner}(\rho)$  of  $\rho$ :

- (1) **Def. A.**  $\text{Inner}(\rho) = \mathbf{B}_1$ , where  $\mathbf{B}_1 \in \{\mathbf{B} \in \mathbb{I}_o^n \mid \mathbf{B} \subseteq \rho\}$  (an inner-approximation is any box included in the relation) [Markov 1995; Armengol et al. 1998];
- (2) **Def. B.**  $\text{Inner}(\rho) = \mathbf{B}_1$ , where  $\mathbf{B}_1 \in \{\mathbf{B} = I_1 \times \dots \times I_n \mid \mathbf{B} \subseteq \rho \wedge \forall j \in \{1, \dots, n\}, \forall I'_j \supseteq I_j: \mathbf{B}|_{I_j, I'_j} \subseteq \rho \Rightarrow I'_j = I_j\}$  (an inner-approximation is a box included in the relation that cannot be extended in any direction without containing non-solution points) [Shary 1999].

In this paper, we consider the following stronger definition for the inner-approximation of a relation :

3. **Def. C.**  $\text{Inner}(\rho) = \{\mathbf{r} \in \mathbb{R}^n \mid \text{Outer}_o(\{\mathbf{r}\}) \subseteq \rho\}$  (the inner-approximation contains all the elements whose enclosing box is included in the relation).

Definitions **A** and **B** imply that disconnected relations are only very partially represented by only one box, a drawback that is avoided when using Def. **C**.

This section first introduces the notion of inner approximation of a relation  $\rho$  (that is the approximation by a computable subset of  $\rho$ ) based on Def. **C**. Contracting operators to compute this approximation are then defined. Therefrom, an algorithm due to Jardillier and Languénou [Jardillier and Languénou 1998] for solving constraint systems with one universally quantified variable is presented. A new approach based on the use of the complete but unsound operators presented in Section 4.2.1 for the negation of the involved constraints is then described, and compared to the one of Jardillier and Languénou.

### 5.1 Computing Inner Sets

From Def. **C** above, an inner-approximation operator may be defined as follows:

**Definition 5 (Inner approximation operator).** Given an  $n$ -ary real relation  $\rho$ , an inner-approximation operator  $\text{Inner}_o: \mathbb{R}^n \rightarrow \mathbb{R}^n$  is defined by:

$$\text{Inner}_o(\rho) = \{\mathbf{r} \in \mathbb{R}^n \mid \text{Outer}_o(\{\mathbf{r}\}) \subseteq \rho\}$$

Some properties of the Inner approximation operator to be used later in the paper are now stated.

**Proposition 3 (Properties of the Inner approximation operator).** *The Inner operator is contracting, monotone, idempotent, and distributive w.r.t. the union and intersection of subsets of  $\mathbb{R}^n$ .*

*Proof.* Given  $\mathcal{A}$  and  $\mathcal{B}$  two subsets of  $\mathbb{R}^n$  with  $\mathcal{A} \subseteq \mathcal{B}$ , let  $\mathbf{r}$  be an element of  $\mathbb{R}^n$  and  $\mathbf{D} = \text{Outer}_o(\{\mathbf{r}\})$ .

**Contractance.** Immediate consequence of the definition of  $\text{Inner}_o$  since  $\{\mathbf{r}\} \subseteq \text{Outer}_o(\{\mathbf{r}\})$ ;

**Monotonicity.** Straightforward, since  $\mathbf{r} \in \text{Inner}_o(\mathcal{A})$  implies  $\mathbf{D} \subseteq \mathcal{A}$ ; thence  $\mathbf{D} \subseteq \mathcal{B}$ , and finally, by definition of  $\text{Inner}$ ,  $\mathbf{r} \in \text{Inner}_o(\mathcal{B})$ ;

**Idempotence.** We first prove  $\text{Inner}_o(\text{Inner}_o(\mathcal{A})) \subseteq \text{Inner}_o(\mathcal{A})$ :

given  $\mathbf{r} \in \text{Inner}_o(\text{Inner}_o(\mathcal{A}))$ , definition of  $\text{Inner}$  leads to  $\mathbf{D} \subseteq \text{Inner}_o(\mathcal{A})$ . Since  $\text{Inner}_o(\mathcal{A}) \subseteq \mathcal{A}$ , we have  $\mathbf{D} \subseteq \mathcal{A}$ , thence  $\mathbf{r} \in \text{Inner}_o(\mathcal{A})$ .

Now, we prove  $\text{Inner}_o(\text{Inner}_o(\mathcal{A})) \supseteq \text{Inner}_o(\mathcal{A})$ : given  $\mathbf{r} \in \text{Inner}_o(\mathcal{A})$ , we have  $\mathbf{D} \subseteq \mathcal{A}$  by definition of  $\text{Inner}$ . Therefore, all elements in  $\mathbf{D}$  are in  $\text{Inner}_o(\mathcal{A})$ . Thence  $\mathbf{D} \subseteq \text{Inner}_o(\mathcal{A})$  and  $\mathbf{r} \in \text{Inner}_o(\text{Inner}_o(\mathcal{A}))$ ;

**Distributivity w.r.t. union.** Using  $\text{Inner}$  definition, we have that  $\mathbf{r} \in \text{Inner}_o(\mathcal{A} \cup \mathcal{B})$  iff  $\mathbf{D} \subseteq \mathcal{A} \cup \mathcal{B}$ , which is equivalent to  $\mathbf{D} \subseteq \mathcal{A} \vee \mathbf{D} \subseteq \mathcal{B}$ , and then, to  $\mathbf{r} \in \text{Inner}_o(\mathcal{A}) \vee \mathbf{r} \in \text{Inner}_o(\mathcal{B})$ , that is,  $\mathbf{r} \in \text{Inner}_o(\mathcal{A}) \cup \text{Inner}_o(\mathcal{B})$ ;

**Distributivity w.r.t. intersection.** The proof is done in exactly the same way as for the union case. ■

**5.1.1 Inner Contracting Operators.** The narrowing of variable domains occurring in a constraint is done in the same way as in the outer-approximation case: an *inner-contracting operator* associated to each constraint discards from the initial box all the inconsistent values along with consistent values that cannot be enclosed in a canonical computer-representable box. The result is a set of boxes.

**Definition 6 (Inner-contracting operator).** Let  $c$  be an  $n$ -ary constraint. An *inner-contracting operator* for  $c$  is a function  $\text{IC}_c: \mathbb{I}_o^n \rightarrow \mathcal{P}(\mathbb{I}_o^n)$  verifying:

$$\forall \mathbf{B}: \text{IC}_c(\mathbf{B}) \subseteq \text{Inner}_o(\mathbf{B} \cap \rho_c) \quad (3)$$

**Proposition 4 (Soundness of IC).** Given a constraint  $c$  and an inner-contracting operator  $\text{IC}_c$  for  $c$ , we have:

$$\forall \mathbf{B}: \text{IC}_c(\mathbf{B}) \subseteq (\mathbf{B} \cap \rho_c)$$

*Proof.* Straightforward. Immediate consequence of  $\text{Inner}$  and  $\text{Outer}$  definitions. ■

**Remark 1.** Given a constraint  $c$ , an inner contracting operator  $\text{IC}_c$  for  $c$ , an outer contracting operator  $\text{OC}_c$  for  $c$ , and a box  $\mathbf{B}$ , the following relations, deriving from Prop. 1 and Prop. 4, hold:

$$\text{IC}_c(\mathbf{B}) \subseteq (\mathbf{B} \cap \rho_c) \subseteq \text{OC}_c(\mathbf{B}) \quad (4)$$

Inner-contracting operators with stronger properties (computation of the greatest representable set included in a relation) may be defined, provided some assumptions (namely the ability to compute the hull of the relations involved), are fulfilled. These operators are *optimal* in the sense defined below.

**Definition 7 (Optimal inner-contracting operator).** Let  $c$  be an  $n$ -ary constraint, and  $\text{IC}_c$  an inner-contracting operator for  $c$ . Operator  $\text{IC}_c$  is said *optimal* if and only if the following relation does hold for any box  $\mathbf{B}$ :

$$\text{IC}_c(\mathbf{B}) = \text{Inner}_c(\mathbf{B} \cap \rho_c) \quad (5)$$

Devising an inner-contracting operator for a constraint is not as easy as devising an outer-contracting operator since interval techniques only permit to enforce some partial consistencies, that is, discarded values are guaranteed to be non-solutions while no information is known about those that are kept. However, it will be shown in Section 5.2.2 that outer-contracting operators may be used to obtain inner approximations provided they are applied onto the negation of the considered constraints.

The next section addresses the problem of solving constraint systems where each constraint possesses an occurrence of a universally quantified variable  $t$ . The first approach to be described relies on an evaluation/separation process to compute an inner-approximation of the underlying relations, considering  $t$  as a given constant domain.

## 5.2 Universally Quantified Variables

Given an  $(n + 1)$ -ary constraint  $c(x_1, \dots, x_n, x_v)$  and a box  $\mathbf{B} = I_1 \times \dots \times I_n \times I_v$ , applying an inner-contracting operator  $\text{IC}_c$  to  $\mathbf{B}$  outputs a set of boxes  $U = \{\mathbf{B}'_1, \dots, \mathbf{B}'_p\}$  where each  $\mathbf{B}'_j = D_1 \times \dots \times D_n \times D_v$  is a sub-box of  $\mathbf{B}$  such that:  $\forall r_1 \in D_1, \dots, \forall r_n \in D_n, \forall r_v \in D_v: c(r_1, \dots, r_n, r_v)$  does hold.

Therefore, solving a constraint of the form  $\forall v \in I_v: c(x_1, \dots, x_n, v)$  boils down to retaining only boxes  $\mathbf{B}' = D_1 \times \dots \times D_n \times D_v$  of  $U$  such that  $D_v = I_v$ .

In this paper, we address the case of only one explicitly quantified variable. Given a constraint  $c$  and a variable  $v$  occurring in  $c$ , the underlying relation for the constraint  $\forall v \in I_v: c$  is written  $\tilde{\rho}_{c,v,I_v}$ . When the names of the variable and its domain are non-ambiguous, the notation is shortened into  $\tilde{\rho}_c$ .

**5.2.1 The Evaluation Approach.** In order to tighten a box  $\mathbf{B}$  of variables' domains for a problem of the form  $\forall v: c_1 \wedge \dots \wedge c_m$ , Jardillier and Languénou [Jardillier and Languénou 1998], compute an inner approximation by decomposing the initial domain  $I_k$  of  $v$  into canonical intervals  $I_k^1, \dots, I_k^p$ , and testing whether  $c_1 \wedge \dots \wedge c_m$  does hold for the boxes  $I_1 \times \dots \times I_k^1 \times \dots \times I_n, \dots, I_1 \times \dots \times I_k^p \times \dots \times I_n$ . These evaluations give results in a three-valued logic (*true*, *false*, *unknown*). Boxes labeled *true* contain only solutions, boxes labeled *false* contain no solution at all, and boxes labeled *unknown* are recursively split and re-tested until they may be asserted true or false, or canonicity is reached. Retained boxes are those verifying:

$$\forall j \in \{1, \dots, p\}: \text{eval}_{\{c_1 \wedge \dots \wedge c_m\}}(I_1 \times \dots \times I_k^j \times \dots \times I_n) = \text{true} \quad (6)$$

In this paper, we will call this algorithm **EIA4** (Algorithm 1). This process is, in some way, related to the work of Sam-Haroud and Faltings [Sam-Haroud and Faltings 1996] where true, false, or unknown boxes are organized into  $2^k$ -trees to ease the computation of global consistencies.

For the sake of simplicity, Algorithm **EIA4** is presented here in its original version, that is, for closed domains only. We also give a proof of its soundness that was lacking in the original paper.



ALG. 1. EIA4 – Evaluation-inner algorithm for  $\forall v \in \text{Dom}_B(v): c_1 \wedge \dots \wedge c_m$

```

1 EIA4(in:  $S = \{c_1, \dots, c_m\}$ ,  $B \in \mathbb{I}_{\square}^n$ ,  $v \in \mathcal{V}_{\mathbb{R}}$ ,  $g \in \mathbb{F}$ ; out:  $\mathcal{U} \in \mathcal{P}(\mathbb{I}_{\square}^n)$ )
2 begin
4    $B' \leftarrow B|_{v, [g, g^+]}$ 
5    $\text{sat} \leftarrow \text{GlobSat}(c_1, B') \wedge \dots \wedge \text{GlobSat}(c_m, B')$ 
6   case (sat) of
7     true:
8       if ( $g^+ = \sup(\text{Dom}_B(v))$ ) then
9         return ( $\{B\}$ )
10      else
11        return (EIA4( $S, B, v, g^+$ ))
12      endif
13    false:
14      return ( $\emptyset$ )
15    unknown:
16      if (Canonical $_v(B)$ ) then
17        return ( $\emptyset$ )
18      else
19        ( $D, D'$ )  $\leftarrow \text{Split}_v(B)$ 
20        return (EIA4( $S, D, v, g$ )  $\cup$  EIA4( $S, D', v, g$ ))
21      endif
22  endcase
23 end

```

The  $\text{Split}_v$  function used in the algorithm splits into two intervals one of the non-canonical domains of  $D$ . Given an  $n$ -ary constraint  $c$  and a box  $B$ ,  $\text{GlobSat}(c, B)$  verifies that  $c$  does hold for all values  $\mathbf{r}$  in  $B$ . Operator  $\text{Canonical}_v(B)$  tests whether the box  $B$  is canonical in all its dimensions except the one for the domain of the variable  $v$ .

**Proposition 5 (Soundness of EIA4).** *Let  $v$  be a variable,  $B$  a box,  $S = \{c_1, \dots, c_m\}$  a set of constraints, and  $I_k$  the domain of  $v$  in  $B$ . Then, EIA4 implements an inner-contracting operator for the compound constraint  $c: \forall v \in I_k: c_1 \wedge \dots \wedge c_m$ , that is:*

$$\text{EIA4}(S, B, v, \inf(I_k)) \subseteq \text{Inner}_o(B \cap \rho_c)$$

*Proof.* Let all identifiers occurring in Algorithm EIA4 be indexed by the depth number of the recursion, with 0 being the index for the initial input. Let  $\underline{g} = \inf(I_k)$  and  $\bar{g} = \sup(I_k)$ . We prove by contradiction that whenever  $\text{sat}_j$  is true,  $B_j|_{v, [\underline{g}, \underline{g}_j^+]} \subseteq \text{Inner}_o(B_0 \cap \rho_c)$ . This suffices to prove correctness of EIA4 since the only boxes added to the result are those such that  $\text{sat}_j$  is true and  $\underline{g}_j^+ = \bar{g}$ .

Assume  $B_j|_{v, [\underline{g}, \underline{g}_j^+]} \not\subseteq \text{Inner}_o(B_0 \cap \rho_c)$ . Then, there exists some step  $i$  with  $i < j$  such that  $B_i|_{v, [\underline{g}_i, \underline{g}_i^+]} \not\subseteq \text{Inner}_o(B_0 \cap \rho_c)$  and  $B_j \subseteq B_i$ . However,  $\text{sat}_i$  would then have been false and EIA4 would not have proceeded further, which contradicts the fact that step  $j$  has been reached, and ends the proof. ■

It is worth noting that Equation (6) implies that each retained box is included in the inner-approximation of  $\rho_c$ . Consequently, the property verified by each of them is the strong statement:

$$\forall x_1 \dots \forall x_n \forall v: v \in I_v \wedge x_1 \in I_1 \wedge \dots \wedge x_n \in I_n \Rightarrow c_1 \wedge \dots \wedge c_m$$

**5.2.2 Inner Approximation by Negation.** This section presents algorithms narrowing variable domains and handling one universally quantified variable by rea-

soning on the negation of the considered constraints. The algorithms described hereafter implement inner-contracting operators for every  $n$ -ary constraint  $c$  by using  $\text{OC}_{\bar{c}}$ . Since values discarded by this operator are guaranteed to be non-solution for  $\bar{c}$ —by completeness of OC (see Prop. 1)—, they are guaranteed solutions for  $c$ . Formally, a statement of the form  $\forall x_v \in I_v: c(x_1, \dots, x_n, x_v)$  is replaced by  $\neg \exists x_v: x_v \in I_v \wedge \neg c(x_1, \dots, x_n, x_v)$  where Statement  $\exists x_v: x_v \in I_v \wedge \neg c(x_1, \dots, x_n, x_v)$  can be handled by the OC operator. More generally, a constraint system of the form  $\forall x_v \in I_v^1: c_1(x_1, \dots, x_n, x_v) \wedge \dots \wedge \forall x_v \in I_v^m: c_m(x_1, \dots, x_n, x_v)$  may be translated into the system  $[\neg \exists x_v: x_v \in I_v^1 \wedge \neg c_1(x_1, \dots, x_n, x_v)] \wedge \dots \wedge [\neg \exists x_v: x_v \in I_v^m \wedge \neg c_m(x_1, \dots, x_n, x_v)]$  where conjunctions at the highest level have been preserved.

**Remark 2.** The aforementioned method precludes us from achieving optimality. Consider for instance an  $n$ -ary constraint  $c$ , and a canonical floating-point box  $\mathbf{B}_{\square}$  such that its vertices  $\mathbf{g}_i$  are in  $\rho_{\bar{c}}$  and  $\hat{\mathbf{B}} \subseteq \rho_c$  (where  $\hat{\mathbf{B}}$  is the greatest connected open set contained in  $\mathbf{B}_{\square}$ ). Due to completeness, the operator  $\text{OC}_{\bar{c}}$  applied onto  $\mathbf{B}_{\square}$  must return it untouched. Consequently, all the elements in  $\hat{\mathbf{B}}$  will not be retained by the inner contracting operator though they belong to the inner approximation of  $\rho_c$ . However, such a problem can only occur with canonical boxes, a precision that is of no concern to us, as it will be shown in Section 6.2.

An algorithm using an outer-contracting operator to solve one constraint with a universally quantified variable is first presented below. An algorithm handling several constraints is then described, followed by the presentation of an algorithm based on box consistency to solve one constraint with a universally quantified variable. The preceding algorithm is then instantiated with the latter algorithm to obtain the algorithm handling several universally quantified constraints to be used and tested in the rest of the paper.

**5.2.2.1 Approximation Based on Hull Consistency.** The ability of computing the *hull* of the intersection of a box and a relation is assumed. This is why open intervals have been heretofore considered, since the restriction to closed intervals forbids obtaining “perfect” *hulls* (e.g. given the relation  $\rho = \{x \in \mathbb{R} \mid 1/10 \leq x \leq 1\}$  and the box  $\mathbf{B}_{\square} = [0 \dots 1/10]$ , we have  $\mathbf{B}_{\square} \cap \rho = \emptyset$ , which implies  $\text{Outer}_{\square}(\mathbf{B}_{\square} \cap \rho) = \emptyset$ . However, representing  $\rho$  is done—at best—by the approximation  $\text{Union}_{\square}(\rho) = [1/10 \dots 1]$ . Hence, the hull of the computed intersection is  $\text{Outer}_{\square}(\mathbf{B}_{\square} \cap \text{Union}_{\square}(\rho)) = [1/10 \dots 1/10] \neq \emptyset$ ).

Algorithm ICA3 (see Algorithm 2) implements an inner-contracting operator for any constraint with a universally quantified variable.

**Proposition 6 (Soundness of ICA3).** *Let  $c$  be a constraint,  $v$  a variable,  $\mathbf{B} = I_1 \times \dots \times I_n$  a box, and  $I_k$  the domain of  $v$  in  $\mathbf{B}$ . Then ICA3 implements an inner-contracting operator for the constraint  $\forall v \in \text{Dom}_{\mathbf{B}}(v): c$ .*

*Proof.* Let all identifiers occurring in ICA3 be indexed by the depth number of the recursion, with 0 being the index for the initial input. Let us prove that  $\text{ICA3}_c(\mathbf{B}, v) \subseteq \text{Inner}_c(\mathbf{B} \cap \tilde{\rho}_c)$ .

First note that at each step  $i$ ,  $\mathbf{B}_i \subseteq \mathbf{B}_0$  since  $\mathbf{B}_i$  is obtained by splitting  $\mathbf{D}_{i-1}$  in two, where  $\mathbf{D}_{i-1} \subseteq \mathbf{B}_{i-1}$  (by contractance of OC). Proving correctness is

ALG. 2. ICA3<sub>c</sub> – Inner contracting algorithm for  $\forall v \in \text{Dom}_{\mathbf{B}}(v) : c$

```

1 ICA3c(in:  $\mathbf{B} \in \mathbb{I}_0^n, v \in \mathcal{V}_{\mathbb{R}}$ ; out:  $\mathcal{W} \in \mathcal{P}(\mathbb{I}_0^n)$ )
2 begin
3    $\mathbf{D} \leftarrow \text{OC}_{\overline{c}}(\mathbf{B})$ 
4    $\mathcal{W} \leftarrow \mathbf{B} \setminus \mathbf{D}|_{v, \mathbf{B}}$ 
5   if ( $\mathbf{D} \neq \emptyset$  and  $\neg \text{Canonical}_v(\mathbf{D})$ ) then
6      $(\mathbf{D}_1, \mathbf{D}_2) \leftarrow \text{Split}_v(\mathbf{D}|_{v, \mathbf{B}})$ 
7      $\mathcal{W} \leftarrow \mathcal{W} \cup \text{ICA3}_c(\mathbf{D}_1, v) \cup \text{ICA3}_c(\mathbf{D}_2, v)$ 
8   endif
9   return ( $\mathcal{W}$ )
10 end

```

The  $\text{Split}_v$  function used in the algorithm splits into two intervals one of the non-canonical domains of  $\mathbf{D}$ . Domain  $\text{Dom}_{\mathbf{D}}(v)$  is never considered for splitting. In the same way,  $\text{Canonical}_v$  tests canonicity for all domains but the one of variable  $v$ .

tantamount to proving that for each computed set  $\mathcal{W}_i$ ,

$$\mathcal{W}_i \subseteq \text{Inner}_o(\mathbf{B}_0 \cap \tilde{\rho}_c) \quad (7)$$

since the final output of ICA3 is the union of the  $\mathcal{W}_i$ 's. We prove in the following that, at each step  $i$ ,  $\mathcal{W}_i \subseteq \text{Inner}_o(\mathbf{B}_i \cap \tilde{\rho}_c)$ . Monotonicity and distributivity of  $\text{Inner}$  w.r.t. intersection then leads to Eq. (7).

At each step  $i$ , we have:  $\mathbf{D}_i|_{v, \mathbf{B}_i} = \{(r_1, \dots, r_n) \in \mathbb{R}^n \mid \exists s_k \in I_k : (r_1, \dots, s_k, \dots, r_n) \in \mathbf{D}_i\}$ . Hence,  $\mathbf{B}_i \setminus \mathbf{D}_i|_{v, \mathbf{B}_i}$  is the set of elements defined by:  $\mathbf{B}_i \setminus \mathbf{D}_i|_{v, \mathbf{B}_i} = \{\mathbf{r} = (r_1, \dots, r_n) \in \mathbb{R}^n \mid \mathbf{r} \in \mathbf{B}_i \wedge \forall s_k \in I_k : (r_1, \dots, s_k, \dots, r_n) \notin \mathbf{D}_i\}$ . By completeness of OC every element not in  $\mathbf{D}_i$  is not in  $\mathbf{B}_i \cap \rho_{\overline{c}}$ . Therefore, an element  $\mathbf{r} = (r_1, \dots, r_n)$  in  $\mathbf{B}_i \setminus \mathbf{D}_i|_{v, \mathbf{B}_i}$  is such that:  $\forall s_k \in I_k : (r_1, \dots, r_n) \in \mathbf{B}_i \cap \rho_c$ , and then  $\mathbf{r} \in \mathbf{B}_i \cap \tilde{\rho}_c$ . We have also  $\text{Outer}_o(\{\mathbf{r}\}) \subseteq \mathbf{B}_i \cap \tilde{\rho}_c$  since  $\mathbf{B}_i \setminus \mathbf{D}_i|_{v, \mathbf{B}_i}$  is a difference of boxes. It then follows  $\mathbf{r} \in \text{Inner}_o(\mathbf{B}_i \cap \tilde{\rho}_c)$ , and finally,  $\mathcal{W}_i \subseteq \text{Inner}_o(\mathbf{B}_i \cap \tilde{\rho}_c)$ . ■

**Remark 3.** One may note that Line 7 in Algorithm 2 might be replaced by:

$$(\mathbf{D}_1, \mathbf{D}_2) \leftarrow \text{Split}_v(\mathbf{D})$$

provided that the initial domain  $I_v^0$  of Variable  $v$  is passed as a parameter of ICA3; Line 5 would then become:

$$\mathcal{W} \leftarrow \mathbf{B} \setminus \mathbf{D}|_{v, I_v^0}$$

Handling constraint systems is done by Algorithm ICA4 (Algorithm 3) as follows: each constraint of the system is considered in turn together with the sets of elements verifying all the considered constraints theretofore; the main point concerning ICA4 lies in that *each constraint needs only be invoked once*, since after having been considered for the first time, the elements remaining in the variable domains are all solutions of the constraint. As a consequence, narrowing some domain later does not require additional work.

**Proposition 7 (Soundness of ICA4).** *Let  $v$  be a variable,  $\mathcal{S} = \{c_1, \dots, c_m\}$  a set of constraints,  $\mathbf{B}$  a box, and  $I_k$  the domain of  $v$  in  $\mathbf{B}$ . Then:*

$$\text{ICA4}(\mathcal{S}, \{\mathbf{B}\}, v) \subseteq \text{Inner}_o(\mathbf{B} \cap \tilde{\rho}_1 \cap \dots \cap \tilde{\rho}_m) \quad (8)$$

with  $\forall \mathbf{D} \in \text{ICA4}(\mathcal{S}, \{\mathbf{B}\}, v) : \mathbf{D}|_k = I_k$ .

ALG. 3. ICA4 – Inner contracting algorithm for  $\forall v \in \text{Dom}_{\mathbf{B}}(v): c_1 \wedge \dots \wedge c_m$

```

1 ICA4(in:  $\mathcal{S} = \{c_1, \dots, c_m\}, \mathcal{A} \in \mathcal{P}(\mathbb{I}_o^n), v \in \mathcal{V}_{\mathbb{R}}; \text{out}: \mathcal{W} \in \mathcal{P}(\mathbb{I}_o^n))$ 
2 begin
3   if ( $\mathcal{S} \neq \emptyset$ ) then
4      $\mathcal{B} \leftarrow \emptyset$ 
5     foreach  $\mathbf{D} \in \mathcal{A}$  do
6        $\mathcal{B} \leftarrow \mathcal{B} \cup \text{ICA3}_{c_1}(\mathbf{D}, v)$ 
7     endforeach
8     return ( $\text{ICA4}(\mathcal{S} \setminus \{c_1\}, \mathcal{B}, v)$ )
9   else
10    return ( $\mathcal{A}$ )
11  endif
12 end

```

*Proof.* Let all identifiers occurring in algorithm ICA4 be indexed by the index in  $\mathcal{S}$  of the constraint under consideration.

Equation (8) is proved by induction. Let  $\mathcal{B}_i$  be the set computed when  $\mathcal{S} = \{c_i, \dots, c_m\}$ . The claim is:

$$\forall i \in \{1, \dots, m\}: \mathcal{B}_i \subseteq \text{Inner}_o(\mathbf{B} \cap \tilde{\rho}_1 \cap \dots \cap \tilde{\rho}_i) \quad (9)$$

This is sufficient to prove Eq. (8) because for  $i = m + 1$ , ICA4 will return its input, *viz.*  $\mathcal{B}_m \text{Inner}_o(\mathbf{B} \cap \tilde{\rho}_1 \cap \dots \cap \tilde{\rho}_m)$ .

Equation (9) is true for  $i = 1$  by Prop. 6 since  $\mathcal{A} = \{\mathbf{B}\}$ .

Assume that Eq. (9) is true for all  $i \in \{1, \dots, j-1\}, j \leq m$ . As a consequence, the following relation does hold:  $\mathcal{B}_{j-1} \subseteq \text{Inner}_o(\mathbf{B} \cap \tilde{\rho}_1 \cap \dots \cap \tilde{\rho}_{j-1})$

Let  $\mathcal{A}_j = \{\mathbf{D}_1, \dots, \mathbf{D}_p\} = \mathcal{B}_{j-1}$  be the input when  $\mathcal{S} = \{c_j, \dots, c_m\}$ . The set  $\mathcal{B}_j$  as computed by the **foreach** loop is:  $\mathcal{B}_j = \mathbf{D}'_1 \cup \dots \cup \mathbf{D}'_p$ , with  $\forall k \in \{1, \dots, p\}: \mathbf{D}'_k \subseteq \text{Inner}_o(\mathbf{D}_k \cap \tilde{\rho}_j)$ . Consequently,

$$\mathcal{B}_j \subseteq \text{Inner}_o(\mathbf{D}_1 \cap \tilde{\rho}_j) \cup \dots \cup \text{Inner}_o(\mathbf{D}_p \cap \tilde{\rho}_j) \quad (10)$$

Distributivity of **Inner** w.r.t. union permits rewriting Eq. (10) as:

$$\mathcal{B}_j \subseteq \text{Inner}_o((\mathbf{D}_1 \cup \dots \cup \mathbf{D}_p) \cap \tilde{\rho}_j) \quad (11)$$

Since  $\mathcal{B}_{j-1} = \{\mathbf{D}_1, \dots, \mathbf{D}_p\} \subseteq \text{Inner}_o(\mathbf{B} \cap \tilde{\rho}_1 \cap \dots \cap \tilde{\rho}_{j-1})$ , Eq. (11) becomes:  $\mathcal{B}_j \subseteq \text{Inner}_o(\text{Inner}_o(\mathbf{B} \cap \tilde{\rho}_1 \cap \dots \cap \tilde{\rho}_{j-1}) \cap \tilde{\rho}_j)$

By idempotence and distributivity of **Inner** w.r.t. intersection, we obtain  $\mathcal{B}_j \subseteq \text{Inner}_o(\mathbf{B} \cap \tilde{\rho}_1 \cap \dots \cap \tilde{\rho}_j)$  which completes the proof. ■

Despite its strong properties, the recourse to hull consistency does not permit to ensure completeness. What is more, hull consistency computation usually requires decomposing constraints into some primitives, a process known to hinder domain tightening. Consequently, the next section introduces an algorithm based on box consistency that is incomplete as well, but that permits to efficiently compute outer-approximations of the negations of the involved constraints.

**5.2.2.2 Approximation Based on Box Consistency.** The algorithms presented in the previous section are all based on the OC operator that computes the smallest box  $\mathbf{B}'$  retaining all solutions of a constraint  $c$  that are present in a box  $\mathbf{B}$ . To deal

with complex constraints, efficiency concern leads to replacing OC by the outer-box contracting operator OCb, (see Algorithm 4).

ALG. 4. ICAb3<sub>c</sub> – Inner contracting algorithm for  $\forall v \in \text{Dom}_B(v): c$

```

1 ICAb3c(in:  $B \in \mathbb{I}_o^n$ ,  $v \in \mathcal{V}_R$ ; out:  $\mathcal{W} \in \mathcal{P}(\mathbb{I}_o^n)$ )
2 begin
3    $B' \leftarrow \text{OCb}_c(B)$ 
4   if ( $\text{Dom}_{B'}(v) = \text{Dom}_B(v)$ ) then
5      $D \leftarrow \text{OCb}_{\bar{c}}(B')$ 
6      $\mathcal{W} \leftarrow B' \setminus D|_{v, B'}$ 
7     if ( $D \neq \emptyset$  and  $\neg \text{Canonical}_v(D)$ ) then
8        $(D_1, D_2) \leftarrow \text{Split}_v(D|_{v, B'})$ 
9        $\mathcal{W} \leftarrow \mathcal{W} \cup \text{ICAb3}_c(D_1, v) \cup \text{ICAb3}_c(D_2, v)$ 
10    endif
11    return ( $\mathcal{W}$ )
12  else
13    return ( $\emptyset$ )
14 end
```

Function  $\text{Split}_v$  splits in two intervals one of the non-canonical domains of  $D$ . Domain  $\text{Dom}_D(v)$  is never considered for splitting. In the same way,  $\text{Canonical}_v$  tests canonicity for all domains but the one of variable  $v$ .

**Proposition 8 (Correctness of ICAb3).** *Let  $c$  be a constraint,  $\rho$  its underlying relation,  $v$  a variable, and  $B$  a box. Then, Algorithm ICAb3 implements an inner-contracting operator for  $\forall v \in \text{Dom}_B(v): c$ .*

*Proof.* By completeness of OCb, applying  $\text{OCb}_c$  to  $B$  does not discard any value of  $B$  included in  $\text{Inner}_o(B \cap \rho_c)$ . Moreover, since we are expecting that the boxes in the output set  $\mathcal{W}$  verify  $\forall D \in \mathcal{W}: D|_k = B|_k$ , contracting the input box  $B$  and testing that  $v$  domain has not been reduced may only speed up the computation without affecting the result of the algorithm. Correctness of ICAb3 follows from the correctness of ICA3 since  $\forall B: \text{OCb}_c(B) \supseteq \text{OC}_c(B)$  and then,  $B' \setminus \text{OCb}_{\bar{c}}(B')|_{v, B'} \subseteq B' \setminus \text{OC}_{\bar{c}}(B')|_{v, B'}$ . ■

It is worthwhile noting that Algorithm ICAb3 differs slightly from ICA3 by lines 3 and 4: in order to speed up computation, box consistency is first tested for the input box  $B$ ; if the domain of the universally quantified variable is narrowed at this stage, it is no longer necessary to continue further since it implies that there is no solution to the constraint  $\forall v \in \text{Dom}_B(v): c$ .

**5.2.3 Comparison of Evaluation vs. Negation Approaches.** Let ICAb4 be Algorithm ICA4 where the call to IC3 is replaced by a call to ICAb3. Then, ICAb4 may be proved sound (i.e.  $\text{ICAb4}(\mathcal{S}, \{B\}, v) \subseteq \text{Inner}_o(B \cap \tilde{\rho}_1 \cap \dots \cap \tilde{\rho}_m)$ ) in exactly the same way as ICA4. Moreover, the following does hold:

**Proposition 9 (Inclusion of EIA4 into ICAb4).** *Let  $\mathcal{S} = \{c_1 \cap \dots \cap c_m\}$  be a set of constraints,  $v$  a variable,  $B$  a box,  $I_k$ , the domain of  $v$  in  $B$ , and  $g = \inf(I_k)$ . Then the following property does hold:*

$$\text{EIA4}(\mathcal{S}, B, v, g) \subseteq \text{ICAb4}(\mathcal{S}, \{B\}, v) \quad (12)$$

*Proof.* Equation (12) is proved by showing that whenever an element in  $\text{Inner}_o(\mathbf{B} \cap \tilde{\rho}_1 \cap \dots \cap \tilde{\rho}_m)$  is not retained by ICAb4, it cannot be retained by EIA4 either. The proof is based on box consistency definition. Let  $\text{Hull}_\square(I_k) = [\mathbf{g} \dots \mathbf{h}]$ . Consider  $\mathbf{r} = (r_1, \dots, r_n) \in \mathbb{R}^n$  with  $\mathbf{r} \in \text{Inner}_o(\mathbf{B} \cap \tilde{\rho}_1 \cap \dots \cap \tilde{\rho}_m)$  and  $\mathbf{r} \notin \text{ICAb4}(\mathcal{S}, \{\mathbf{B}\}, v)$ . Then, some constraint  $c_\alpha$  must exist such that  $\mathbf{r}$  is not included in the set returned by  $\text{ICAb3}_{c_\alpha}$ , that is,  $\mathbf{r}$  has been retained in some box  $\mathbf{D}_i|_{v, \mathbf{B}'_i}$ , canonical in all dimensions but the one of  $v$ ; thence,  $\text{Outer}_\square(\mathbf{D}_i|_{v, \mathbf{B}'_i}) = J_1 \times \dots \times I_k \times \dots \times J_n$  with  $\forall J_j: \text{Outer}_\square(J_j) = \text{Outer}_\square(\{r_j\})$ . Since  $\mathbf{D}_i = \text{OCb}_{c_\alpha}(\mathbf{B}'_i)$ , definition of  $\text{OCb}$  implies that there exists two canonical intervals  $J_k^a$  and  $J_k^b$  such that  $\overline{C}_\alpha(J_1, \dots, J_k^a, \dots, J_n)$  and  $\overline{C}_\alpha(J_1, \dots, J_k^b, \dots, J_n)$  hold. Therefore, given  $\mathbf{J}^a_\square = \text{Outer}_\square(J_1) \times \dots \times \text{Outer}_\square(J_k^a) \times \dots \times \text{Outer}_\square(J_n)$  and  $\mathbf{J}^b_\square = \text{Outer}_\square(J_1) \times \dots \times \text{Outer}_\square(J_k^b) \times \dots \times \text{Outer}_\square(J_n)$ , we have  $\overline{C}_\alpha(\mathbf{J}^a_\square)$  and  $\overline{C}_\alpha(\mathbf{J}^b_\square)$  too. As a consequence,  $\text{GlobSat}(c_\alpha, \mathbf{J}^a_\square)$  and  $\text{GlobSat}(c_\alpha, \mathbf{J}^b_\square)$  cannot be true. Hence, **sat** is “unknown” for boxes  $\mathbf{J}^a_\square$  and  $\mathbf{J}^b_\square$  in  $\text{EIA4}(\mathcal{S}, \mathbf{B}, b, \mathbf{g})$ . Since they are canonical,  $\mathbf{r}$  will not be retained in the result of EIA4 either. ■

Proposition 9 ensures us that decomposing the domain of the universally quantified variable into canonical intervals does not enhance the precision of the computed inner set.

From Algorithm ICAb4, it is easy to devise an algorithm to solve a constraint system of the form :

$$(\forall v \in I^1 : c_1) \wedge \dots \wedge (\forall v \in I^m : c_m)$$

Let ICAb5 be such an algorithm (see Algorithm 5). Like ICAb4 and ICA4, each constraint is considered in turn only once (no fixed-point computation).

ALG. 5. ICAb5 – Inner contracting algorithm for  $\forall v \in I^1 : c_1 \wedge \dots \wedge \forall v \in I^m : c_m$

```

1 ICAb5(in:  $\mathcal{S} = \{(c_1, I^1), \dots, (c_m, I^m)\}, \mathcal{A} \in \mathcal{P}(\mathbb{I}_o^n), v \in \mathcal{V}_R; \text{out}: \mathcal{W} \in \mathcal{P}(\mathbb{I}_o^n))$ 
2 begin
3   if ( $\mathcal{S} \neq \emptyset$ ) then
4      $\mathcal{B} \leftarrow \emptyset$ 
5     foreach  $D \in \mathcal{A}$  do
7        $\mathcal{B} \leftarrow \mathcal{B} \cup \text{ICAb3}_{c_1}(D|_{v, I^1}, v)$ 
9     endforeach
10    if ( $\mathcal{B} = \emptyset$ ) then
11      return ( $\emptyset$ )
12    else
13      return ( $\text{ICA4}(\mathcal{S} \setminus \{(c_1, I^1)\}, \mathcal{B}, v)$ )
14    endif
15  else
16    return ( $\mathcal{A}$ )
17  endif
18 end
```

**Proposition 10 (Soundness of ICAb5).** *Let  $\mathcal{S} = \{(c_1, I^1), \dots, (c_m, I^m)\}$  be a set of pairs made of a constraint and a domain. Given  $\mathbf{B}$  a box and  $v$  a variable, we have:*

$$\text{ICAb5}(\mathcal{S}, \{\mathbf{B}\}, v) \subseteq \text{Inner}_o(\mathbf{B} \cap \tilde{\rho}_1 \cap \dots \cap \tilde{\rho}_m)$$

Let  $\xi_j$  be the number of floating-point numbers in Interval  $I_j$ , and  $\xi = \max_j \xi_j$ . For a constraint system composed of  $m$   $n$ -ary constraints of the form  $\forall v \in I_v : c_1 \wedge \dots \wedge c_m$ , the number of calls to **GlobSat** in **EIA4** in the worst case is:

$$\Gamma = m^n \prod_{i=1}^n (2\xi_i - 3) = O((m\xi)^n)$$

In the worst case, the number of calls to Algorithm **OCb** in Algorithm **ICAb4** is also in  $O((m\xi)^n)$ . However, this evaluation is very pessimistic and does not reflect accurately what happens in practice: as it will be shown in Section 6.3, the filtering induced by Algorithm **ICAb4** when considering each constraint in turn drastically reduces the number of boxes to consider later, then speeding up the computation.

**5.2.3.1 Restricting the General Framework: Correctness.** In the sequel of this paper, the results hereinbefore presented are instantiated for a limited class of constraints, namely inequalities (constraints of the form:  $f(x_1, \dots, x_n) \diamond 0$  with  $\diamond \in \{\leq, \geq\}$ ). Moreover, only closed intervals are used. Nevertheless, soundness of the algorithms is preserved since computed outer-approximations for the negation of the constraints may only be greater than the one computed on  $\mathbb{I}_\diamond$ . Operator **GlobSat** used in Algorithm 1 is implemented by a straight evaluation over intervals of  $f(x_1, \dots, x_n)$  to determine whether it is greater or equal (resp. lower or equal) to zero.

## 6. A DECLARATIVE MODELLER FOR CAMERA POSITIONING

A high-level declarative modeller tool for camera motion has been devised in order to validate the algorithms presented in Section 5. The prototype is written in C++ and Tcl/Tk; Figure 4 presents its graphical user interface: the animated scene to be filmed is displayed in a window together with the bounding volumes, while another window contains some previously drawn projection frames. The user constructs frames, selects objects, and assigns properties (see Section 3.2) to objects in the scene. The output is a set of satisfying camera paths, and corresponding animations are shown in an output window.

The rest of this section is organized as follows: the benchmarks used to test the prototype are first described; means to speed-up computation are then given, and their respective impacts analyzed; last, Algorithm **ICAb4** is compared with Algorithm **EIA4** both for speed and for the ability to provide as soon as possible the user with a representative sample of all solutions.

### 6.1 Benchmark Description

In the sequel, every benchmark is parameterized by both the number of variables (not counting time  $t$ ) and the number of constraints to solve.

The *School Problem*<sub>3,1</sub> [Jardillier and Langu  nou 1998] is a benchmark introduced by Jardillier and Langu  nou corresponding to finding all parabolas lying above a line:

$$\forall t \in [0, 2]: at^2 + bt + c \geq 2t - 1 \quad \text{with} \quad a \in [0 \dots 1], b \in [0 \dots 1], c \in [0 \dots 1]$$

Benchmark *Flying Saucer*<sub>4,1</sub> boils down to finding all pairs of points such that the distance between the flying saucer and the line linking both points is above a

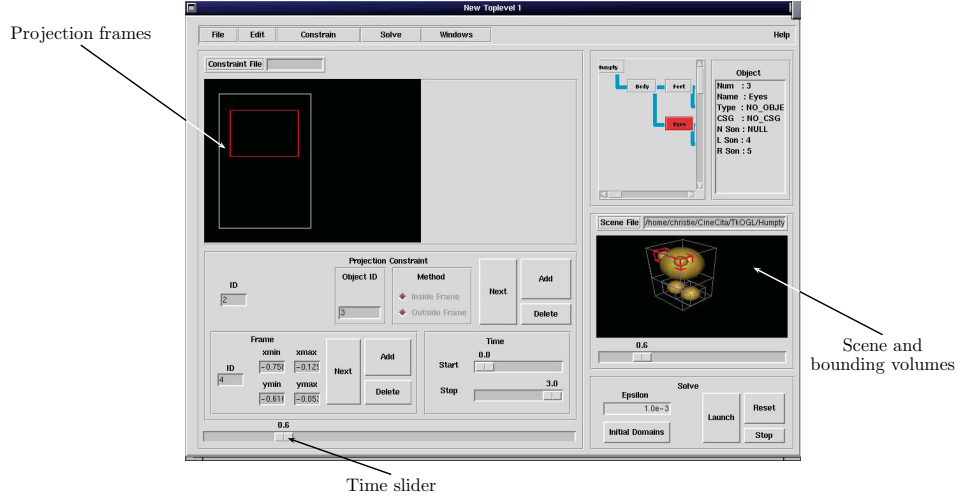


Fig. 4. The declarative modeller tool

given value at any time in a given interval:

$$\sqrt{(x_1 + u(x_2 - x_1) - x_3^t)^2 + (y_1 + u(y_2 - y_1) - y_3^t)^2} \geq d$$

with

$$u = \frac{(x_3^t - x_1)(x_2 - x_1) + (y_3^t - y_1)(y_2 - y_1)}{|P_2 - P_1|^2}$$

where  $P_1 = (x_1, y_1)$  and  $P_2 = (x_2, y_2)$  are the unknowns,  $P_3^t = (x_3^t, y_3^t)$  the coordinates of the flying saucer at time  $t$ , and  $d$  the minimal distance between the flying saucer and the line  $(P_1, P_2)$ .

Benchmark *Simple Circle* is also a collision problem: given  $B$  a point moving along a circling path, find all points  $A$  such that the distance between  $A$  and  $B$  is always greater than a given value. Benchmarks *Simple Circle*<sub>2,2</sub> and *Simple Circle*<sub>2,3</sub> are instances of the same problems with respectively 2 and 3 points moving round in circles. For only one circling point, we have:

$$\forall t \in [-\pi .. \pi]: \quad \sqrt{(r_1 \sin t - x)^2 + (r_1 \cos t - y)^2} \geq d_1 \quad \begin{cases} x \in [-5 .. 5] \\ y \in [-5 .. 5] \\ d_1 = 0.5 \end{cases}$$

where  $d_1$  is the minimal required distance between  $A$  and  $B$ , and  $r_1 = 2.5$  is the radius of  $B$ 's circling path.

Benchmark *Projection*<sub>3,4</sub> checks whether a moving object projects itself into a frame on the screen for a given time. The static camera has three degrees of freedom:  $x_t^c$ ,  $y_t^c$ , and  $\theta_t^c$  (horizontal orientation). Given  $x_t^o$ ,  $y_t^o$ , and  $z_t^o$  the coordinates of the object's path at time  $t$ , and  $x_t^c$ ,  $y_t^c$ ,  $z_t^c$ ,  $\phi_t^c$ ,  $\theta_t^c$ ,  $\psi_t^c$ ,  $\gamma_t^c$  the parameters for the camera,



we have:

$$\begin{aligned}
x'_t &= -(x_t^o - x_t^c) \sin \theta_t^c + (y_t^o - y_t^c) \cos \theta_t^c \\
y'_t &= -(x_t^o - x_t^c) \cos \theta_t^c \sin \phi_t^c + (y_t^o - y_t^c) \sin \phi_t^c \sin \theta_t^c + (z_t^o - z_t^c) \cos \phi_t^c \\
z'_t &= -(x_t^o - x_t^c) \cos \theta_t^c \cos \phi_t^c + (y_t^o - y_t^c) \sin \theta_t^c \cos \phi_t^c + (z_t^o - z_t^c) \sin \phi_t^c \\
\blacktriangledown x_t^f &\leq x'_t / (z'_t / \gamma_t^c) & \blacktriangle x_t^f &\geq x'_t / (z'_t / \gamma_t^c) \\
\blacktriangledown y_t^f &\leq y'_t / (z'_t / \gamma_t^c) & \blacktriangle y_t^f &\geq y'_t / (z'_t / \gamma_t^c)
\end{aligned}$$

with  $t \in [0 \dots 20]$ ,  $x_c \in [-3 \dots 3]$ ,  $y_c \in [-3 \dots 3]$ ,  $z_c = 2$ ,  $\phi_c \in [-0.5 \dots 0.5]$ ,  $\theta_c = 0$ , and  $\gamma_c^t = 0.8$ .

## 6.2 Improving Computation

Solvers such as *Numerica* usually isolate solutions with variable domains around  $10^{-8}$  or  $10^{-16}$  in width. By contrast, the applications this paper focuses on are less demanding since the resulting variable domains are used in the context of a display screen, a “low resolution” device. In practice, one can consider that a reasonable threshold  $\varepsilon$  for the splitting process is some value lower or equal to  $10^{-3}$ .

One of the drawbacks of Algorithm EIA4 [Jardillier and Langu  nou 1998] is that successive output solutions are very similar, while it is of importance to be able to provide the user with a representative sample of solutions as soon as possible. Tackling this problem using Algorithm ICAb4 is done as follows: given a constraint system of the form  $\forall t: c_1 \wedge \dots \wedge c_m$  and a Cartesian product of domains  $\mathbf{B} = I_1 \times \dots \times I_n$ , the solving process has two degrees of freedom, *viz.* the selection of the next constraint to consider, and the selection of the next variable to split. Figure 5 presents the differences with regard to the order of generation of solutions for *Simple Circle*<sub>2,2</sub> for two strategies concerning the variable splitting order: *depth-first*, where each constraint is considered in turn, and each domain is split to the threshold splitting limit; and *semi-depth-first* where each constraint is considered in turn, but each variable is split only once and put at the end of the domain queue.

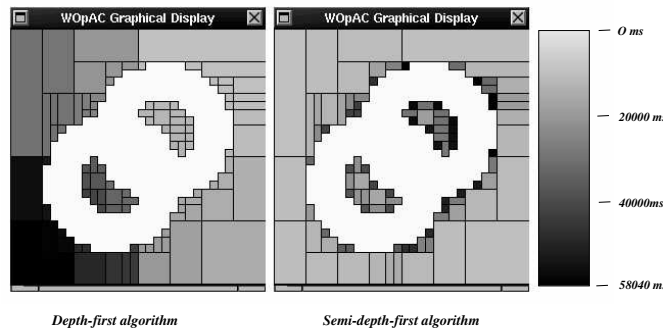


Fig. 5. Depth-first *vs.* semi-depth first

As one may see, the semi-depth-first algorithm computes consecutive solutions spread over all the search space, while the depth-first algorithm computes solutions downwards and from “right” to “left”.

Some strategies on constraint consideration order have also been investigated, whose impact on speed is described hereunder. Four strategies may be singled out:

**Simple method.** Box consistency is applied on the negation of each constraint in turn;

**Pre-parse method.** This method interleaves the *simple method* with a *pre-parse algorithm*: given a constraint  $c$ , and  $t$  the universally quantified variable,  $k$  canonical intervals are drawn from the domain  $I_t$  of  $t$ , and the consistency of  $c$  is tested for every one of them. At this stage, a failed check is sufficient to initiate a backtrack;

**Normal method.** Box consistency is computed both for each constraint and for its negation;

**Global method.** Given constraints  $c_i, c_{i+1}, \dots, c_m$ , the *global method* applies the *normal method* on  $c_i$ , then checks whether the output boxes are consistent with the remaining constraints by mere evaluation.

Charts in Figure 6 present the time spent for obtaining the first and all solutions for four benchmarks on a SUN UltraSparc 1/167 MHz.

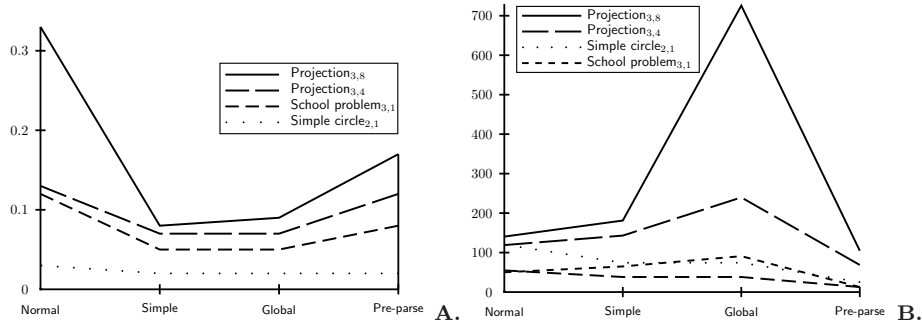


Fig. 6. **A)** First solution. **B)** All solutions (*times in seconds*)

Considering first Chart A, one may see that the *simple method* is the most interesting strategy for computing the first solution, while the *normal method* is very time consuming for problems with “many” constraints (projection<sub>3,8</sub>). On the other hand, while the *pre-parse method* is a bad choice for computing only one solution, it is competitive for obtaining all solutions.

### 6.3 Comparing EIA4 and ICAb4

Algorithms EIA4 and ICAb4 provide different sets of solutions for the same problem. Consequently, a direct comparison of their performances is quite difficult. Moreover, the actual implementation of EIA4 differs from its ideal description in Algorithm 1 since it uses a splitting threshold  $\omega$  for the domain of the universally quantified variable  $t$  instead of checking consistency by eventually reaching canonicity of the samples of the domain  $I_t$ . Figure 7 shows the impact of the threshold on the computed solutions for benchmark *Simple Circle*<sub>2,2</sub>.

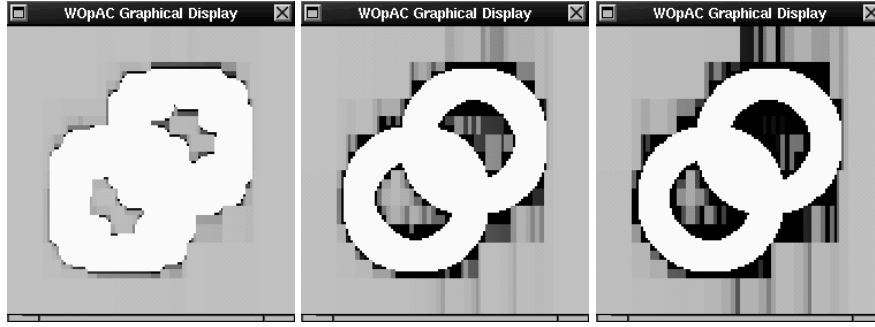


Fig. 7. Importance of time splitting threshold  $\omega$  on precision in EIA4 algorithm (from left to right:  $\omega = 0.5$ ,  $\omega = 0.1$ , and  $\omega = 0.05$ )

Table 1 (resp. 2) compares algorithms EIA4 and ICAb4 from the speed point of view for computing the first solution (resp. all solutions). Times are given in seconds on a SUN UltraSparc 1/167 MHz running Solaris 2.5.

Table 1. EIA4( $\omega$ ) vs. ICAb4 — First solution

Benchmark	EIA4( $\omega$ )	ICAb4	EIA4( $\omega$ )/ICAb4
Projection <sub>3,8</sub> ( $\varepsilon = 10^{-1}$ )	0.2	0.17	1.18
Projection <sub>3,8</sub> ( $\varepsilon = 10^{-2}$ )	38.59	0.16	241.19
Projection <sub>3,8</sub> ( $\varepsilon = 10^{-3}$ )	> 600	0.16	> 3750.00
Projection <sub>3,4</sub> ( $\varepsilon = 10^{-2}$ )	53.12	0.12	442.67
Projection <sub>3,4</sub> ( $\varepsilon = 10^{-3}$ )	> 600	0.12	> 5000.00
School Problem <sub>3,1</sub> ( $\varepsilon = 10^{-2}$ )	0.02	0.09	0.22
School Problem <sub>3,1</sub> ( $\varepsilon = 10^{-3}$ )	1.58	0.09	17.56
Simple Circle <sub>2,2</sub> ( $\varepsilon = 10^{-2}$ )	0.99	0.05	19.80
Simple Circle <sub>2,2</sub> ( $\varepsilon = 10^{-3}$ )	20.86	0.05	417.20

Setting  $\omega$  and  $\varepsilon$  to the same value leads to nearly the same solution sets for both algorithms EIA4 and ICAb4.

Table 2. EIA4( $\omega$ ) vs. ICAb4 — All solutions

Benchmark	EIA4	ICAb4	EIA4/ICAb4
Projection <sub>3,5</sub>	783.03	68.83	11.38
Projection <sub>3,10</sub>	>9,000	3,634	> 2.47
Projection <sub>5,5</sub>	>9,000	3,612	> 2.49
School Problem <sub>3,1</sub>	156.02	12.72	12.27
Flying Saucer <sub>4,1</sub>	1,459.01	1,078.03	1.35
Simple Circle <sub>2,1</sub>	12,789.03	651.59	19.63
Simple Circle <sub>2,2</sub>	1,579.05	55.95	28.22

## 7. CONCLUSION

Unlike the methods used to deal with universally quantified variables described in [Hong 1991], the algorithms presented in this paper are purely numerical ones (except for the negation of constraints). Since they rely on “traditional” techniques used by most of the interval constraint-based solvers, they may benefit from the

active researches led to speed up these tools. What is more, they are applicable to the large range of constraints for which an outer-contracting operator may be devised. By contrast, CAD-based methods deal with polynomial constraints only, as is the case with the method based on Bernstein expansion [Garloff and Graf 1999].

However, constraints to be handled by our algorithm need be easily negated, a requirement trivially met with inequalities but not with equalities. The handling of equalities might be done as described by Sam-Haroud and Faltings [Sam-Haroud and Faltings 1996; Sam 1995] by relaxing the requirement  $f = 0$  into  $f = \pm \varepsilon$ , thus replacing an equality by two inequalities.

Despite the dramatic improvement of the new method described herein over the one given by Jardillier and Languénou, handling of complex scenes with many objects and a camera allowed to move along all its degrees of freedom in a reasonable time is beyond reach for the moment. Nevertheless, a comforting idea is that most of the traditional camera movements involve but few of the degrees of freedom, thenceforth reducing the number of variables to consider.

Following the work of Markov [Markov 1995] and Shary [Shary 1995], a direction for future research is to compare the use of *Kaucher arithmetic* [Kaucher 1980] to compute inner approximations of relations with the use of outer-contracting operators. Yet, this approach requires algebraizing trigonometric constraints, an operation known to slow down computation [Pau and Schicho 1999].

Collavizza et al. [Collavizza et al. 1999] devised a scheme for computing inner-approximations of the relation underlying a real constraint system: starting from a “seed” known to be included in the relation, they expand the domain of the variables as much as possible until obtaining a “maximal” subset of the inner-approximation (with maximality to be understood in the sense of Shary [Shary 1995; Sharaya 1998]). A drawback of their method lies in that they do not provide any means to compute the seed. An interesting direction for research would be to try using our algorithm to quickly isolate such a seed for each connected subset of the inner-approximation, then resorting to their method to obtain maximal inner-approximations.

#### ACKNOWLEDGMENTS

The authors gratefully acknowledge the insightful perusal and discussions with Laurent Granvilliers and Lucas Bordeaux that helped improving preliminary versions of this paper.

#### REFERENCES

- ABDALLAH, C., DORATO, P., LISKA, R., STEINBERG, S., AND YANG, W. 1995. Applications of quantifier elimination theory to control theory. Technical report EECE95-007 (Sept.), Department of Electrical and Computer Engineering, School of Engineering, University of New Mexico.
- ABRAMS, S. AND ALLEN, P. K. 1997. Computing camera viewpoints in an active robot work-cell. Technical Report IBM Research Report: RC 20987, IBM Research Division.
- ALEFELD, G. AND HERZBERGER, J. 1983. *Introduction to Interval Computations*. Academic Press Inc., New York, USA.
- ANDERSON, B. D. O., BOSE, N. K., AND JURY, E. I. 1975. Output feedback stabilization and related problems — solution via decision methods. *IEEE Transactions on Automatic*

- Control AC-20*, 1.
- ARIJON, D. 1976. *Grammar of the film language*. Hastings House Publishers.
- ARMENGOL, J., TRAVÉ-MASSUYÈS, L., VEHÍ, J., AND SÁINZ, M. A. 1998. Modal interval analysis for error-bounded semiquantitative simulation. In *1r Congrés Català d'Intelligència Artificial* (1998), pp. 223–231.
- BENHAMOU, F. 1995. Interval constraint logic programming. In A. PODELSKI Ed., *Constraint programming: basics and trends: 1994 Châtillon Spring School, Châtillon-sur-Seine, France, May 16–20, 1994*, Volume 910 of *Lecture notes in computer science* (1995), pp. 1–21. Springer-Verlag.
- BENHAMOU, F., GOUALARD, F., GRANVILLIERS, L., AND PUGET, J.-F. 1999. Revising hull and box consistency. In *Proc. of the 16th Int. Conf. on Logic Programming (ICLP'99)* (Las Cruces, USA, 1999), pp. 230–244. The MIT Press. ISBN 0-262-54104-1.
- BENHAMOU, F., MCALLESTER, D., AND VAN HENTENRYCK, P. 1994. CLP(Intervals) revisited. In *Procs. of the International Symposium on Logic Programming (ILPS'94)* (Ithaca, NY, November 1994), pp. 124–138. MIT Press.
- BENHAMOU, F. AND OLDER, W. J. 1997. Applying interval arithmetic to real, integer and boolean constraints. *Journal of Logic Programming* 32, 1, 1–24.
- BLINN, J. 1988. Where am I? what am I looking at? *IEEE Computer Graphics and Applications* 8, 4 (July), 76–81.
- CLEARY, J. G. 1987. Logical arithmetic. *Future Generation Computing Systems* 2, 2, 125–149.
- COLLAVIZZA, H., DELOBEL, F., AND RUEHER, M. 1999. Extending consistent domains of numeric CSP. In *Procs. of the 16th IJCAI*, Volume 1 (Stockholm, Sweden, July 1999), pp. 406–411.
- COLLINS, G. E. 1975. Quantifier elimination for real closed fields by cylindrical algebraic decomposition. In *Procs. of the 2nd GI Conf. Automata Theory and Formal Languages*, Volume 33 of *Lecture Notes in Computer Science* (Kaiserslauten, 1975), pp. 134–183. Springer.
- DAVENPORT, G., SMITH, T. A., AND PINCEVER, N. 1991. Cinematic primitives for multimedia. *IEEE Computer Graphics and Applications* 11, 4 (July), 67–74.
- DOLZMANN, A., STURM, T., AND WEISPFENNING, V. 1997. Real quantifier elimination in practice. Research Report MIP-9720 (December), Universität Passau, Germany.
- DRUCKER, S. M. 1994. *Intelligent Camera Control for Graphical Environments*. Ph. D. thesis, MIT Media Lab.
- DRUCKER, S. M., GALYEAN, T. A., AND ZELTZER, D. 1992. CINEMA: A system for procedural camera movements. In M. LEVOY AND E. E. CATMULL Eds., *Procs. of the 1992 Symposium on Interactive 3D Graphics* (Cambridge, MA, March–April 1992), pp. 67–70. ACM Press.
- FAROUKI, R. T. AND RAJAN, V. T. 1987. On the numerical condition of polynomials in bernstein form. *Computer Aided Geometric Design* 4, 191–216.
- GARLOFF, J. AND GRAF, B. 1999. Solving strict polynomial inequalities by bernstein expansion. In N. MUNRO Ed., *The Use of Symbolic Methods in Control System Analysis and Design*, pp. 339–352. London, England: The Institution of Electrical Engineers.
- GLEICHER, M. AND WITKIN, A. 1992. Through-the-lens camera control. In E. E. CATMULL Ed., *Computer Graphics (SIGGRAPH '92 Proceedings)*, Volume 26-2 (July 1992), pp. 331–340.
- HONG, H. 1990. An improvement of the projection operator in cylindrical algebraic decomposition. In S. WATANABE AND M. NAGATA Eds., *ISSAC '90: proceedings of the International Symposium on Symbolic and Algebraic Computation: August 20–24, 1990, Tokyo, Japan* (New York, NY 10036, USA and Reading, MA, USA, 1990), pp. 261–264. ACM Press and Addison-Wesley.
- HONG, H. 1991. Collision problems by an improved CAD-based quantifier elimination algorithm. Technical Report 91-05, RISC-Linz, Johannes Kepler University, Linz, Austria.
- IEEE. 1985. IEEE standard for binary floating-point arithmetic. Technical Report IEEE Std 754-1985, Institute of Electrical and Electronics Engineers. Reaffirmed 1990.

- JARDILLIER, F. AND LANGUÉNOU, É. 1998. Screen-space constraints for camera movements: the virtual cameraman. In N. FERREIRA AND M. GÖBEL Eds., *Eurographics'98 proceedings*, Volume 17, pp. 175–186. 108 Cowley Road, Oxford OX4 1JF, UK: Blackwell Publishers.
- KAUCHER, E. W. 1980. Interval analysis in the extended interval space  $\mathbb{IR}$ . *Computing. Supplementum 2*, 33–49.
- KUTSIA, T. AND SCHICHO, J. 1999. Numerical solving of constraints of multivariate polynomial strict inequalities. Manuscript.
- MARKOV, S. 1995. On directed interval arithmetic and its applications. *Journal of Universal Computer Science 1*, 7, 514–526.
- MEINTJES, K. AND MORGAN, A. P. 1990. Chemical equilibrium systems as numerical test problems. *ACM Transactions on Mathematical Software 16*, 2 (June), 143–151.
- MOORE, R. E. 1966. *Interval Analysis*. Prentice-Hall, Englewood Cliffs, N.J.
- PAU, P. AND SCHICHO, J. 1999. Quantifier elimination for trigonometric polynomials by cylindrical trigonometric decomposition. Technical report (March), Research Institute for Symbolic Computation.
- PUGET, J.-F. 1994. A C++ implementation of CLP. In *Procs. of the Singapore Conference on Intelligent Systems (SPICIS'94)* (Singapore, 1994).
- PUGET, J.-F. AND VAN HENTENRYCK, P. 1996. A constraint satisfaction approach to a circuit design problem. Research Report CS-96-34 (December), Brown University.
- SAM, J. 1995. *Constraint Consistency Techniques for Continuous Domains*. Ph. D. thesis, École polytechnique fédérale de Lausanne.
- SAM-HAROUD, J. AND FALTINGS, B. V. 1996. Consistency techniques for continuous constraints. *Constraints 1*, 85–118.
- SHARAYA, I. A. 1998. On maximal inner estimation of the solution sets of linear systems with interval parameters. *Computational Technologies 3*, 2, 55–66.
- SHARY, S. P. 1995. Algebraic solutions to interval linear equations and their applications. In G. ALEFELD AND J. HERZBERGER Eds., *Numerical Methods and Error Bounds, proceedings of the IMACS-GAMM International Symposium on Numerical Methods and Error Bounds* (Oldenburg, Germany, July 1995), pp. 224–233. Berlin, Akademie Verlag.
- SHARY, S. P. 1999. Interval Gauss-Seidel method for generalized solution sets to interval linear systems. In *MISC'99 — Workshop on Applications of Interval Analysis to Systems and Control* (Girona, Spain, Feb. 1999), pp. 51–65.
- SHOEMAKE, K. 1985. Animation rotations with quaternion curves. *Computer Graphics 19*, 3, 245–254. Procs. of SIGGRAPH'85, San Francisco, CA.
- SNYDER, J. M. 1992. Interval analysis for computer graphics. In E. E. CATMULL Ed., *Computer Graphics (SIGGRAPH '92 Proceedings)*, Volume 26-2 (July 1992), pp. 121–130.
- TARABANIS, K. 1990. Automated sensor planning and modeling for robotic vision tasks. Technical Report CUCS-045-90, University of Columbia.
- VAN HENTENRYCK, P., MCALLESTER, D., AND KAPUR, D. 1997. Solving polynomial systems using a branch and prune approach. *SIAM Journal on Numerical Analysis 34*, 2 (April), 797–827.
- VAN HENTENRYCK, P., MICHEL, L., AND DEVILLE, Y. 1997. *Numerica: A Modeling Language for Global Optimization*. The MIT Press.
- WARD, A. C., LOZANO-PÉREZ, T., AND SEERING, W. P. 1989. Extending the constraint propagation of intervals. In *Procs. of IJCAI'89* (1989), pp. 1453–1458.
- WEISPFENNING, V. 1988. The complexity of linear problems in fields. *Journal of Symbolic Computation 5*, 1–2 (February–April), 3–27.
- ZHOU, J. 1994. Approximate solving of  $y = \cos(x)$  and other real constraints by cartesian product of intervals. Technical report, LIM, Université de Marseille.