

INSTITUT NATIONAL DE RECHERCHE EN INFORMATIQUE ET EN AUTOMATIQUE

*A simple stability condition for RED using TCP
mean field modeling*

Julien Reynier

N° ????

Août 2006

arXiv:cs/0609014v1 [cs.NI] 5 Sep 2006

A simple stability condition for RED using TCP mean field modeling

Julien Reynier *

Thème COM — Systèmes communicants
Projets TREC

Rapport de recherche n° ???? — Août 2006 — 21 pages

Abstract: Congestion on the Internet is an old problem but still a subject of intensive research. The TCP protocol with its AIMD (Additive Increase and Multiplicative Decrease) behavior hides very challenging problems; one of them is to understand the interaction between a large number of users with delayed feedback.

This article will focus on two modeling issues of TCP which appeared to be important to tackle concrete scenarios when implementing the model proposed in [7]; firstly the modeling of the maximum TCP window size: this maximum can be reached quickly in many practical cases; secondly the delay structure: the usual Little-like formula behaves really poorly when queuing delays are variable, and may change dramatically the evolution of the predicted queue size, which makes it useless to study drop-tail or RED (Random Early Detection) mechanisms.

Within proposed TCP modeling improvements, we are enabled to look at a concrete example where RED should be used in FIFO routers instead of letting the default drop-tail happen. We study mathematically fixed points of the window size distribution and local stability of RED. An interesting case is when RED operates at the limit when the congestion starts, it avoids unwanted loss of bandwidth and delay variations.

Key-words: TCP, AQM, drop-tail, RED, congestion

TREC

* École Normale Supérieure, 45, rue d'Ulm, 75005 Paris

A simple stability condition for RED using TCP mean field modeling

Résumé : Le contrôle de congestion dans Internet est depuis longtemps le sujet de recherches poussées. Le protocole TCP avec son comportement AIMD (pour accroissements linéaire, décroissance multiplicative en anglais) cache des problèmes excessivement compliqués. L'un d'entre eux est de comprendre l'interaction entre de nombreux utilisateurs avec un délai de réponse du système.

Ce rapport va se focaliser sur deux points dans la modélisation de TCP. Ces points sont apparus important lorsque nous avons voulu confronter à des scénarii concrets le modèle proposé dans [7]; Tout d'abord la modélisation de la fenêtre maximale de TCP: cette valeur peut être atteinte très facilement dans la pratique; ensuite, la structure des délais: la formule type Little habituellement employée donne des résultats loin de la réalité quand les délais sont variables. Cette hypothèse de modélisation a un impact important sur la taille prédite de la file d'attente ce qui rend vaines les tentatives de comparaison entre les mécanismes drop-tail et RED.

Grâce à ces améliorations apportées au modèle, nous sommes capables dans un cas précis d'étudier comment paramétrer RED dans des routeurs FIFO pour qu'il améliore les performances par rapport au cas par défaut de drop-tail. Nous étudions mathématiquement les points fixes et la distribution de la taille des fenêtres et la stabilité locale de RED. Un cas intéressant est quand RED se trouve dans son domaine de fonctionnement au début de la congestion, il évite une mauvaise utilisation de la bande passante et des variations dans les délais.

Mots-clés : TCP, AQM, drop-tail, RED, congestion

Contents

1	Introduction	4
1.1	TCP router control issue	4
1.2	Our previous works and motivation	4
1.3	Outline	4
1.4	New results	4
2	Model and equations	4
2.1	Evolution of congestion window sizes	5
2.2	Delay in the system	5
2.2.1	Limits of Little-like formula	5
2.2.2	How to improve delay model	6
2.2.3	Delay equations	6
2.2.4	Bandwidth evolution when crossing the receiving user	6
2.2.5	Generation of losses	7
3	Fixed point	7
3.1	Fixed point equations	7
3.2	Fixed point resolution	7
3.2.1	First iteration	8
3.2.2	Second iteration	8
3.3	Normalization	9
3.3.1	Regularity properties	9
3.3.2	Computation of the integral	9
3.4	Equilibrium values	10
4	Stability analysis	12
4.1	A first remark	12
4.2	Stability equations	13
4.3	Differential equations with time delay	13
5	Simulation results	15
5.1	Results with drop-tail	16
5.1.1	Before congestion happens	16
5.1.2	The early congestion phase	16
5.1.3	Strong congestion phase	16
5.2	Results with RED	17
5.2.1	Configuration	17
5.2.2	RED in its working regime	17
5.2.3	RED working like a drop-tail	17
5.3	Increasing the latency	18
5.4	Mixing latencies	18
6	Conclusion	18
7	Related Works	18
7.1	TCP modeling area	18
7.2	Control theory applied to TCP	19
7.3	Buffer sizing for IP routers	19
8	Further Works	19

1 Introduction

1.1 TCP router control issue

TCP achieves a distributed congestion control of the Internet. This article proves a usable closed formula RED stability. RED (Random Early Detection) was introduced by Floyd in [14]; it is to be deployed at a router to send congestion information to TCP Reno end users. The idea behind RED is that the first sign of congestion is when the router queue starts to be used more than to buffer normal traffic fluctuations; then the buffer gets full and the drop-tail mechanism destroys packets arriving without any room left in the queue to fit in.

Drop-tail leads to two issues: firstly, the queue size oscillations provoke delay jitters - this has detrimental effects for applications using TCP for realtime content - secondly, drop-tail synchronizes sources, resulting in bandwidth under-utilization of the congested link (this idea was first introduced in [41] for TCP Tahoe). This serves as leverage because at the time bandwidth demand reaches capacity, the goodput diminishes by the synchronization effect, worsening the starting congestion (this assertion will be explained clearly later).

These two main reasons explain the interest for RED and other AQM (Active Queue Management) to deal with TCP congestion at the router level. RED often works in an admirable way, leading to reduced queuing delays, avoiding jitters and reaching optimal bandwidth utilization... but sometimes RED performs worse than doing nothing at all (drop-tail). This is the reason why many system administrators are reluctant to use RED although it is deployed in almost every router of the Internet. This paper will show how to tune RED in a way it is sometimes optimal and always better than drop-tail.

1.2 Our previous works and motivation

In [7,29] and [40] we investigated mean field TCP modeling by continuing the fluid TCP model introduced and studied in [15,25,31]. Despite the interesting results arising from the models, there were still some difficulties in understanding the original problem of tuning RED and comparing it accurately to drop-tail. Two points needed to be addressed. Firstly, with the development of high speed access, it becomes difficult to suppose that TCP always works within its congestion avoidance mode in a AIMD manner. The size of packets of the order of $1kB$ makes the maximum TCP window size relatively small (most common packet size is around $1.4kB$). We shall say $W_{max} = 64$ packets even if the receiver does not impose any reception window limitation. This fact is due to the coding of the window size on 16 bits addressing window by Bytes ($2^{16}B = 64kB$).

Secondly, another limiting modeling assumption is a fact noticed by Hong in [16]: when the queue is not empty, acknowledgements arrive obviously at the congested router bandwidth. This remark is crucial because TCP dynamic is very sensitive to the delayed feedback.

1.3 Outline

Section 2 explains and defines our model; then we study the steady state window distribution with a maximal window size in section 3. Next step consists in seeking a stability region for the RED algorithm, which is done in section 4. We finish with showing simulation results on a concrete example in section 5. This last example shows how to use previous results to configure RED in a router in order to avoid collapse at the early stages of congestion.

1.4 New results

Whereas modeling W_{max} and ACK bandwidth are not new ideas (see [34] and [16]), adapting them in mean field equations to obtain accurate evolution equations together with the window distribution constitutes a step forward. The steady state solution for the window distribution taking into account the W_{max} phenomenon in section 3 is an extension of [7] which is important from a practical point of view. In section 4, the stability result obtained for RED with theorem 4 is a very simple closed formula. Finally the example in section 5 explains how RED should be tuned to increase router efficiency, this is an important result because, as we said, the suggested tuning can be applied without any hardware modification in almost every router by enabling RED.

2 Model and equations

A number N , relatively large, of users share a common bottleneck router (figure 1 to see the modeled network topology). We can consider the histogram of users' congestion window sizes; in [29], we saw that this

histogram converges "gently" to a deterministic window distribution as N tends to infinity. In [7], we studied this asymptotic distribution which satisfies a partial differential equation the results were applicable even for small numbers ($N = 25$ for RED, and $N = 10$ for a drop-tail). Hereinafter we adapt the partial differential equations first presented in [7]; this is done in a way we could prove the mean field limit as we did in [29], but we shall not enter in such developments in this article.

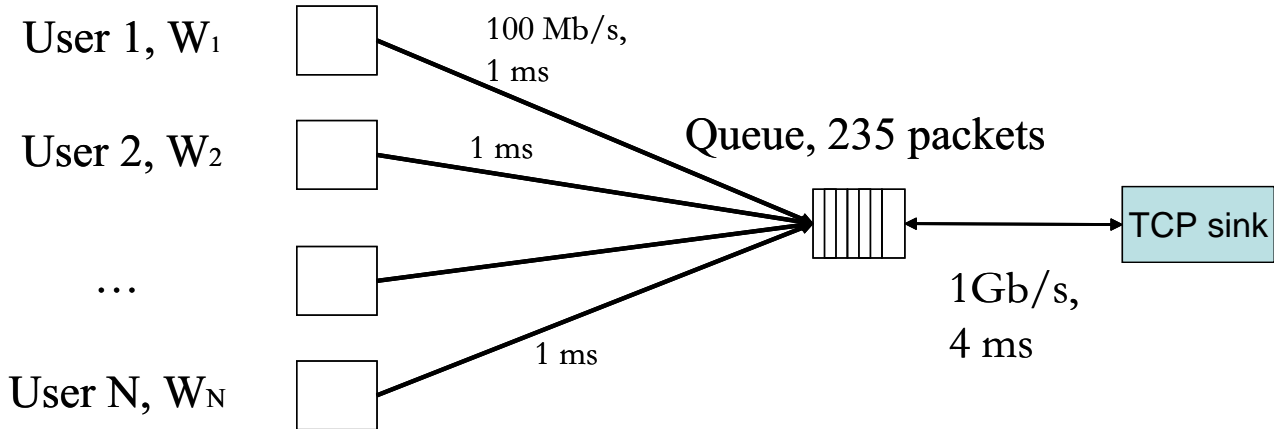


Figure 1: Modeled topology and simulated scenario, N is variable.

2.1 Evolution of congestion window sizes

Imagine users have a notification of losses of the form $\kappa(t)$ in proportion of the incoming acknowledgement flow. Denote by $A(t)$ a function indicating the flow evolution of windows (for example $A(t) = \frac{1}{rt(t)}$ in usual TCP models). The question of delays and how the functions A and κ evolve come later in the article; these questions are not relevant to study the intrinsic user congestion window size evolution. Then, the distribution of window sizes is of the form

$$D(t, w) = p(t, w)dw + M(t)\delta_{W_{max}}.$$

Which leads to two equations, the PDE:

$$\begin{aligned} \frac{1}{A(t)} \frac{\partial p}{\partial t}(t, w) + \frac{\partial p}{\partial w}(t, w) = & \quad (1) \\ \kappa(t) (4wp(t, 2w)\chi_{w < W_{max}/2} - wp(t, w)\chi_{w < W_{max}}) & \\ + \delta_{\frac{W_{max}}{2}} M(t)\kappa(t)W_{max} & \end{aligned}$$

and

$$\frac{1}{A(t)} \frac{dM}{dt}(t) = p(t, W_{max}) - M(t)\kappa(t)W_{max}. \quad (2)$$

Intuitively, the coefficient $A(t)$ is the incoming bandwidth; when it is small, the window sizes have a slow reaction, when it is large, they react in a faster way. The coefficients $\chi_{w < W_{max}}$ only indicate that the window size cannot be larger than W_{max} . When no loss occurs, the coefficient $\frac{\partial p}{\partial w}(t, w)$ indicates that the window size increases linearly. When losses arise, the coefficient κ enables $-\kappa w(p(w))$, which means that a certain proportion of users that were at window w change to another value of the window size; it also enables $4\kappa wp(t, 2w)$, which means that users that were at window $2w$ and $2w + 1$ (or $2w - 1$) move to window w .

2.2 Delay in the system

2.2.1 Limits of Little-like formula

As noticed in [16] and in [40], the Little-like approximation made in usual TCP models (for example [7, 15, 35]) lacks realism and strongly limits the way models can explain reality. This approximation consists in saying that at time t , the bandwidth $B(t)$ of a user is related to the RTT, $R(t)$ (Round-Trip Time) and its congestion

window size $W(t)$ and by $B(t) = W(t)/R(t)$. If the RTT is almost constant (for instance close to the propagation delay), it is a rather acceptable simplification, whereas when $R(t)$ is variable, the model can lead to unacceptable consequences: it is easy to understand that when one wants to study the stability of RED (with a non empty queue), saying $B(t) = W(t)/R(t)$ or $B(t)$ is constant entails different conclusions.

2.2.2 How to improve delay model

The idea comes from [8] where a simple delay line is introduced to study the limit behavior (when the bandwidth tends to infinity) of one user implementing MultTCP or scalable TCP ([12,20,21]). Although the use of a delay line complicates equations, the model is still easy to simulate. Furthermore local stability of fixed points can be studied mathematically. Here we will adapt delay line modeling to large number of TCP Reno users.

2.2.3 Delay equations

Delay and queue size Let us introduce $Q(t)$ the queue size measured in seconds, the router is supposed FIFO (in other words, $Q(t)$ is the queuing delay). Denote by $K(t)$, the destruction probability for a packet entering the queue; call $B_i(t)$ the incoming bandwidth to the queue and $B_o(t)$ the outgoing bandwidth, scaled by the number of users. C is the router capacity per user. Then:

$$B_o(t) = \begin{cases} \min(C, B_i(t)) & \text{if } Q(t) = 0 \\ C & \text{else.} \end{cases} \quad (3)$$

RTT Call $R(t) = T + Q(\tau(t))$, the RTT virtually written by the queue on packet arriving the router $\tau(t)$. This packet becomes an ACK that generates new packets where the value is copied. By definition we say that this value comes back at the router router at time t , Which makes $t = \tau(t) + R(t)$ leading to the relation:

$$R(t) = T + Q(t - R(t)). \quad (4)$$

We discussed in [7] the fact that this implicit equation can also be written: $R(t + T + Q(t)) = T + Q(t)$, which does not raise any definition issues and is easier for numerical computations.

Advance $A(t)$ of window sizes The window size approximately increases by one every $W(t)$ arrived packets. The incoming bandwidth for a given user is the probability that the packet is one of his multiplied by the total bandwidth:

$$\frac{W_j(t - R(t))}{\sum_i^N W_i(t - R(t))} B_o(t - T).$$

In fact we want to compute the advance of window size, which means that destroyed non-arriving packets carry information. Thus the modified ACK bandwidth is:

$$\frac{1}{1 - K(t - R(t))} \frac{W_j(t - R(t))}{\sum_i^N W_i(t - R(t))} B_o(t - T).$$

The factor of advance we shall use in window sizes evolution equations is:

$$A(t) = \frac{1}{1 - K(t - R(t))} \frac{1}{F(t - R(t))} B_o(t - T), \quad (5)$$

where $F(t) = \frac{1}{N} \sum_i W_i(t) = \int wp(t, w) dw$ represents the number of packets on-the-flight.

Loss rate indicator It is given by:

$$\kappa(t) = K(t - R(t)). \quad (6)$$

2.2.4 Bandwidth evolution when crossing the receiving user

To go full circle¹ we need to say what is the value of the bandwidth $B_i(t)$ knowing the window size evolutions and the ACK bandwidth $B_o(t)$. The evolution of this number only comes from new packets being sent or ACK being received (counting as ACK the indication of a lost packet); thus:

$$\frac{dB_i}{dt}(t) = B_i(t) - \frac{1}{1 - K(t - R(t))} B_o(t - T). \quad (7)$$

¹AKA: give the last equation

2.2.5 Generation of losses

We will suppose that losses are generated by some AQM (Active Queue Management), or by letting the drop-tail mechanism work. The equations are (recall that Q is given in seconds):

$$\frac{dQ}{dt} = B_i(t)(1 - K(t)) - B_o(t) \quad (8)$$

and $K(t) = f(B_i, Q)$.

In the drop-tail case, for example, $K(t) = \frac{B_i(t) - B_o(t)}{B_i(t)} \chi_{Q(t)=Q_{max}}$. For RED, with a loss function $f(\tilde{Q})$ and an averaging coefficient w_q , $K(t) = f(\lambda \int_{-\infty}^t e^{\lambda(s-t)} Q(s) ds)$ with $\lambda = -NB_i \log(1 - w_q)$. Hereinafter we shall suppose the router uses RED with λ very large which means that

$$K(t) = f(Q(t)). \quad (9)$$

To achieve this we shall say in the following that $w_q = 1$, but a weaker assumption is that $\lambda \gg 1$, which would allow us to set w_q as so to admit bursts of packets without any losses when the total bandwidth is relatively large (see [14]).

The model is completely specified by equations (1,2,3,5,6,7,8,9) and we can now analyse stability. We first find fixed points with a constant loss indication, then we study the stability of these points supposing the use of a RED mechanism.

3 Fixed point

To study fixed points it is sufficient to study fixed points for window sizes. Other conditions follow immediately in paragraph 3.4.

3.1 Fixed point equations

Eliminating t in equations (1) and (2) leads us to consider a distribution of window sizes of the form:

$$D(w) = p(w)dw + M\delta_{W_{max}},$$

with the two equations:

$$p'(w) = 4kwp(2w)\chi_{w < W_{max}/2} - kwp(w)\chi_{w < W_{max}} + MkW_{max}\delta_{\frac{W_{max}}{2}}, \quad (10)$$

and

$$MkW_{max} = p(W_{max}). \quad (11)$$

The graphical representation of the solution found by MAPLE can be seen on figure 2.

3.2 Fixed point resolution

Theorem 1 *The solutions of the system (10,11) on $[\frac{W_{max}}{2^{n+1}}, \frac{W_{max}}{2^n}]$ are:*

$$p(w) = \sum_{i=0}^n a_i^n e^{-4^i \frac{kw^2}{2}},$$

where for $n \geq 1$:

$$a_0^n = a_0^{n-1} + MkW_{max} \frac{4^n}{\prod_{i=1}^n (4^i - 1)} e^{-\frac{1}{4^n} \frac{kW_{max}^2}{2}}$$

and if $i > 0$: $a_i^n = \frac{4^i}{\prod_{t=1}^i (1-4^t)} a_0^{n-i}$. One and only one solution is positive with integral 1.

Given the formula, the theorem is simply verified by replacing the candidate solution in the equations. To see the intuition behind let us see the first two iterations.

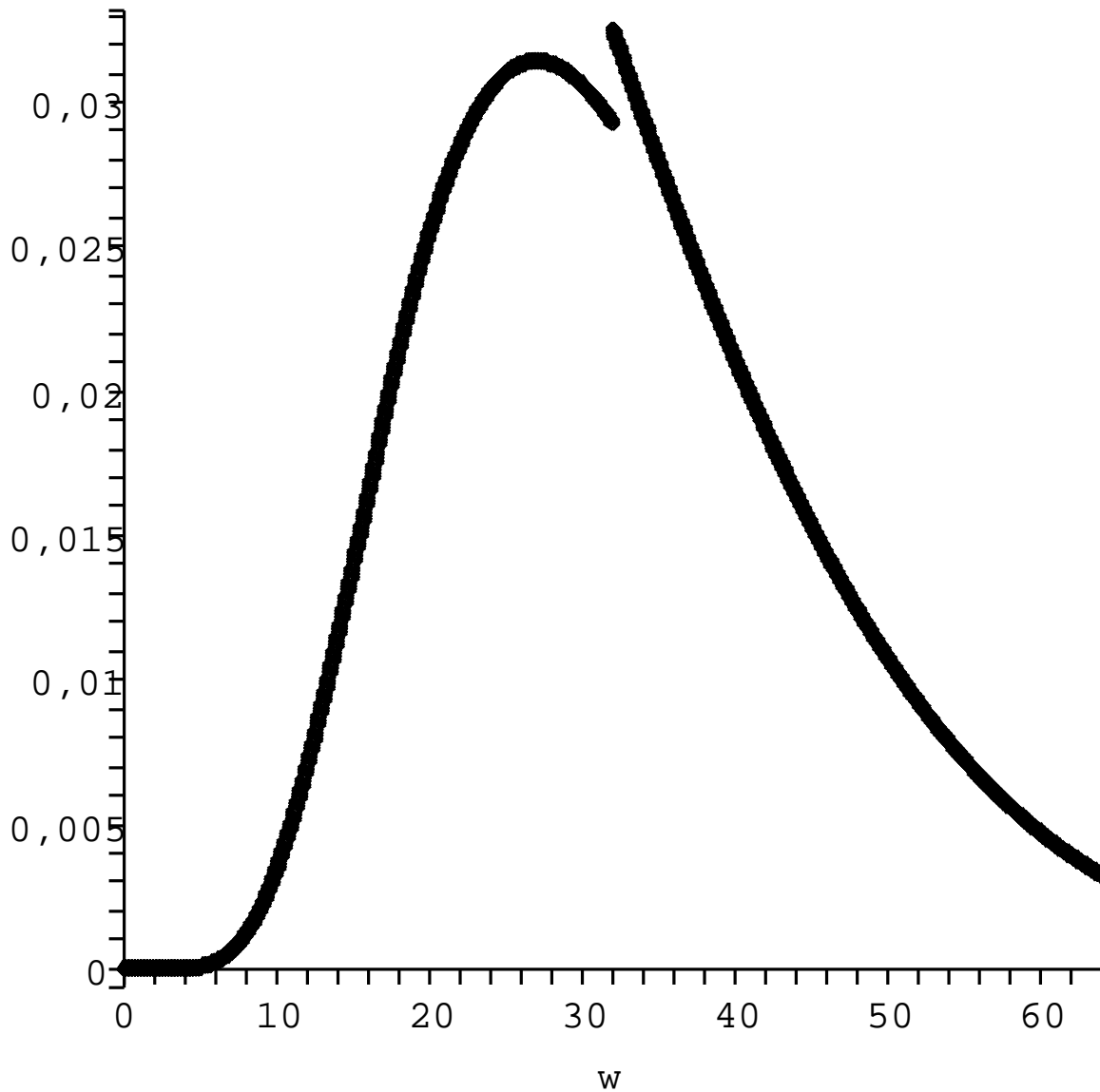


Figure 2: $p(w)$ for $W_{max} = 64$, with the constant drop probability 0.15%, the mass at W_{max} is approximately 3.3%.

3.2.1 First iteration

For $w \in [\frac{W_{max}}{2}, W_{max}]$,

$$p'(w) = -kwp(w),$$

thus $p(w) = a_0^0 e^{-\frac{kw^2}{2}}$. The limit condition says that $p(W_{max}) = a_0^0 e^{-\frac{kW_{max}^2}{2}} = MkW_{max}$ which entails:

$$a_0^0 = MkW_{max} e^{\frac{kW_{max}^2}{2}}.$$

3.2.2 Second iteration

For $w \in [\frac{W_{max}}{4}, \frac{W_{max}}{2}]$,

$$p'(w) = -kwp(w) + 4kwa_0^0 e^{-4\frac{kw^2}{2}}.$$

By standard techniques we find the solution $p(w) = a_1^0 e^{-\frac{kw^2}{2}} - \frac{4}{3} a_0^0 e^{-4\frac{kw^2}{2}}$, which means that $a_1^1 := -\frac{4}{3} a_0^0$. The limit condition determines a_0^1 by saying that $p\left(\frac{W_{max}}{2}^+\right) = p\left(\frac{W_{max}}{2}^-\right) + MkW_{max}$, ie:

$$a_0^0 e^{-\frac{1}{4}\frac{kW_{max}^2}{2}} = a_1^0 e^{-\frac{1}{4}\frac{kW_{max}^2}{2}} - \frac{4}{3} a_0^0 e^{-\frac{kW_{max}^2}{2}} + MkW_{max},$$

giving the good value to take for a_1^0 : $a_1^0 := a_0^0 + MkW_{max} \frac{1}{4-1} e^{-\frac{1}{4}\frac{kW_{max}^2}{2}}$.

3.3 Normalization

3.3.1 Regularity properties

We know *a priori* that for a well chosen value of the parameter M , D is a probability. In this section, we show a little more by saying that the density part p is continuous and has a 0 limit at $w = 0$.

Notice that by integrating the EDO (10) on $[w, W_{max} + 1]$ we obtain

$$p(w) - 0 = \int_w^{2w} kvD(v). \quad (12)$$

We saw the solution on $[\frac{W_{max}}{2}, W_{max}]$ which in particular is positive, thus p cannot reach 0 for positive values of w (we already knew this by the fact that D has to be a probability). By construction p is continuous on $(0, \frac{W_{max}}{2})$, thus bounded on compact sets. Look at the explicit form of p we have just calculated. It is always series bounded by:

$$\begin{aligned} \sum_{n=1}^{\infty} \frac{4^i}{\prod_{k=1}^i 4^i - 1} |a_0^n| &\leq \sup_k |a_0^k| \sum_{n=1}^{\infty} \frac{4^i}{\prod_{k=1}^i 4^i - 1} \\ &\leq MW_{max} \left(\sum_{n=1}^{\infty} \frac{4^i}{\prod_{k=1}^i 4^i - 1} \right)^2. \end{aligned}$$

And the last series is convergent because its general term is equivalent to $4^{-i(i-3)/2}$.

Now use the boundedness of p in the equation (12) when w is close to 0:

$$|p(w)| = \int_w^{2w} kvp(v) \leq (2w)^2 k \sup |p|;$$

thus we see that p tends towards 0 at $w = 0$.

3.3.2 Computation of the integral

$$\begin{aligned} \int_0^{W_{max}} D(v) &= M + \sum_{n=0}^{\infty} \int_{W_{max}/2^{n+1}}^{W_{max}/2^n} \sum_{i=0}^n a_i^n e^{-4^i \frac{kv^2}{2}} dv \\ &= M + \sum_{n=0}^{\infty} \sum_{i=0}^n a_i^n \sqrt{\frac{\pi}{2k4^i}} \times \left(\operatorname{erf}\left(\sqrt{\frac{4^{i-n}}{2}} kW_{max}\right) \right. \\ &\quad \left. - \operatorname{erf}\left(\sqrt{\frac{4^{i-n}}{2 \times 4}} kW_{max}\right) \right). \end{aligned}$$

We already noticed that $p(w) \xrightarrow[w \rightarrow 0]{} 0$, then it is not surprising that the previous sum converges very quickly by the conjugated effects of p being small and the size of the integration domain tending exponentially to 0. Then a very interesting result from the practical point of view is the proportion of users at W_{max} function of the loss rate which is shown in figure 3. A first order Taylor development of $\log(M)$ in k is immediate and:

Theorem 2

$$\log(M) \sim -\frac{1}{2} kW_{max}^2.$$

For instance see that the case of figure 2 gives approximately $M \approx e^{-0.15\% \times \frac{64^2}{2}} = 4.6\%$, instead of the exact value 3.3%. This is not a very accurate approximation, but it gives a good order of magnitude for a first approach, still, it is easy to compute very good numerical values (see figure 4).

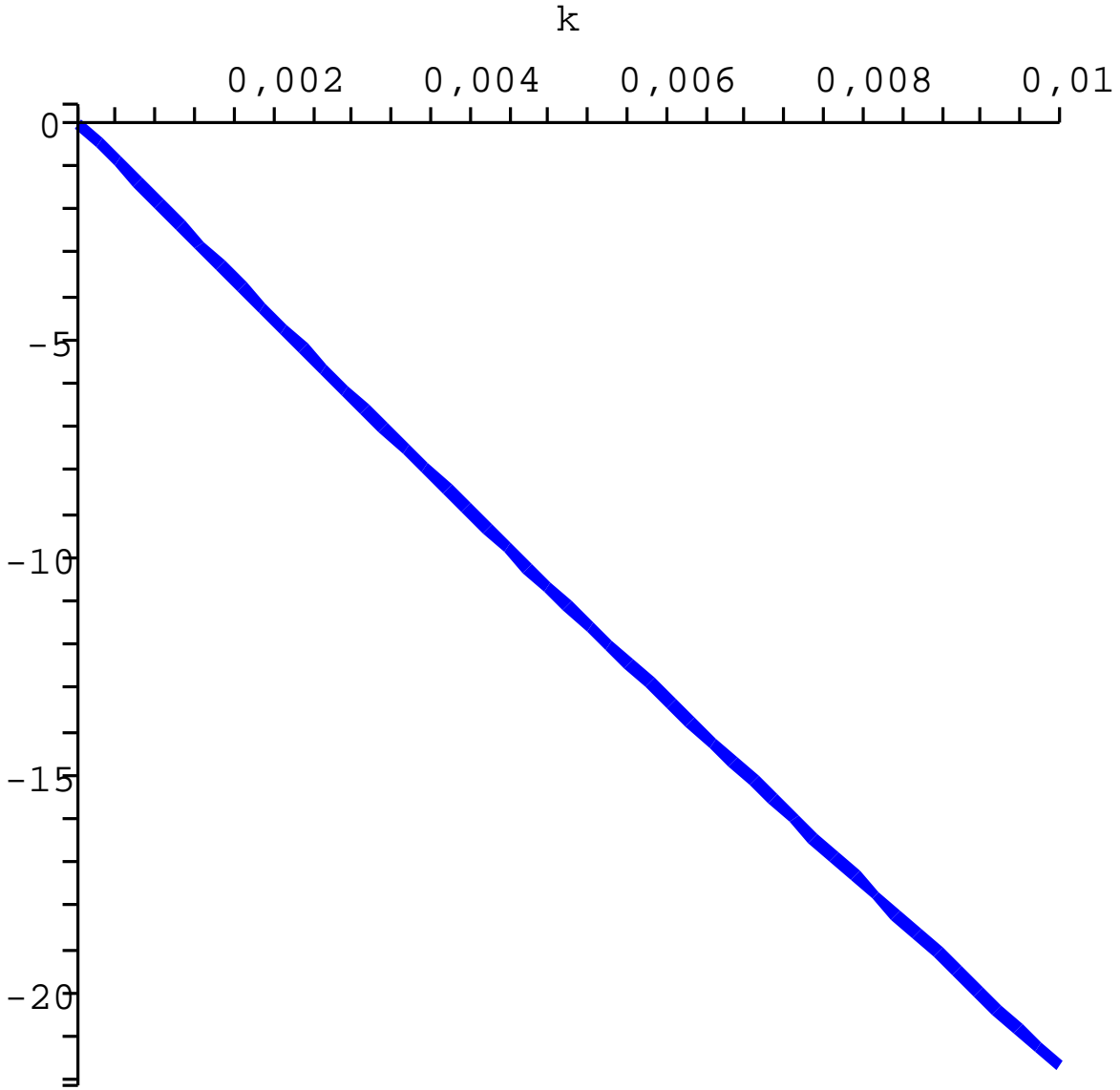


Figure 3: $\log(M)$ (the mass at W_{max}) function of the drop probability k for $W_{max} = 64$.

3.4 Equilibrium values

Denote by $(B_i^e, B_o^e, K^e, Q^e, R^e)$ a set of equilibrium values with a non empty queue, then from equations (3),(4) and (9):

$$\begin{cases} B_o^e &= C \\ R^e &= T + Q^e \\ K^e &= F(B_i, Q^e). \end{cases} \quad (13)$$

At an equilibrium, the Little-like formula works (because the delay R^e is constant) and:

$$B_i^e = \frac{F^e}{R^e}. \quad (14)$$

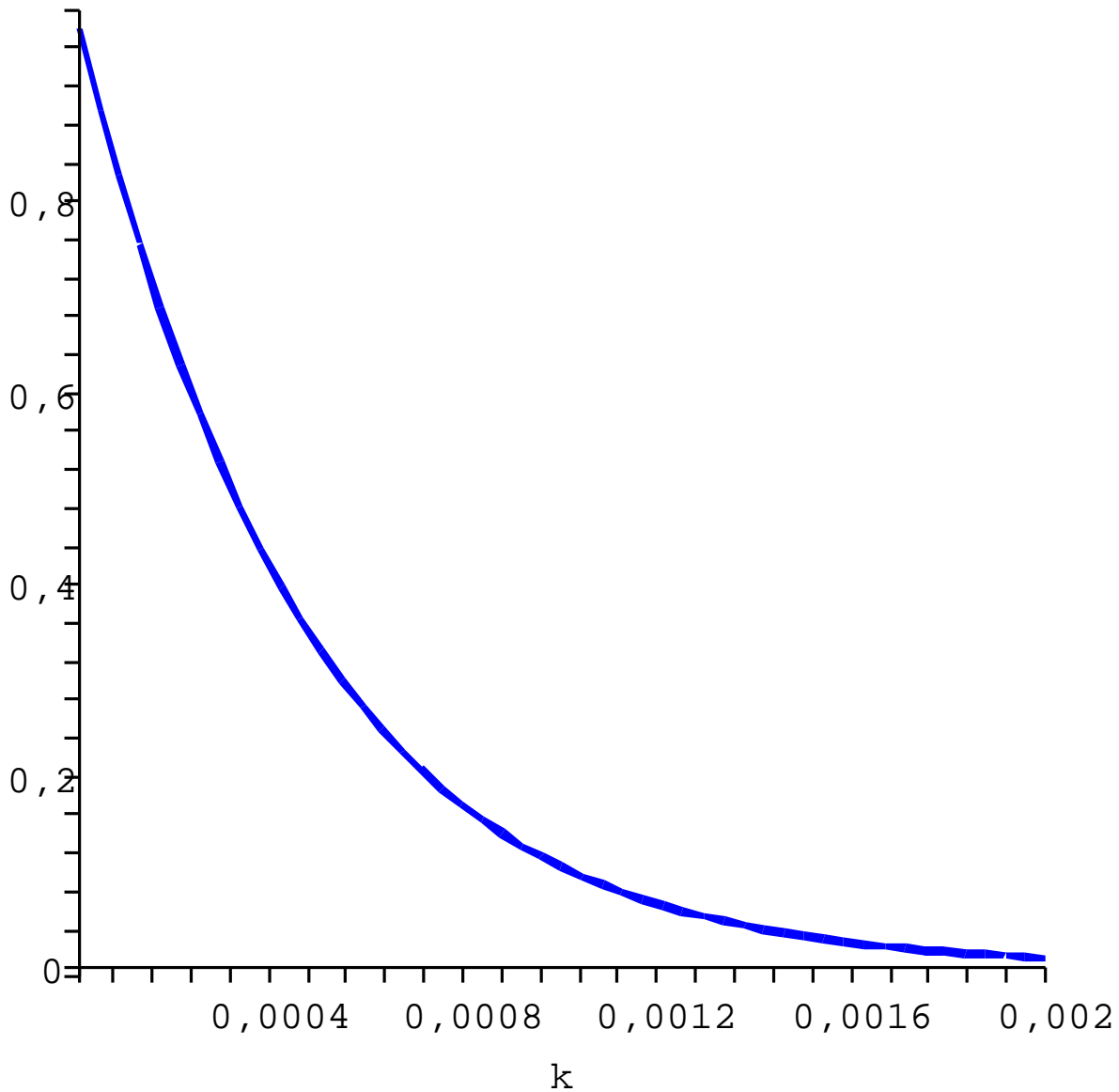


Figure 4: M (the mass at W_{max}) function of the drop probability k for $W_{max} = 64$.

Then the conservation equation (7) (or equation (8)) and the advance equation (5) give:

$$B_i^e = \frac{C}{1 - K^e} \quad (15)$$

$$A^e = \frac{1}{R^e}. \quad (16)$$

This last equation shows us that in a steady state the function of advance A is the one that usually appears in TCP models. We see that the equilibrium relations are of the same kind as those in [7].

An equivalent to the square root formula would be needed; obviously when K^e is not too small the square root formula still applies (the W_{max} limitation is negligible), but when it starts to increase, the limitation on the window size lowers the mean window size. Figure 5 illustrates this result; we can see there that the square root formula is almost exact for $K^e > 0.15\%$

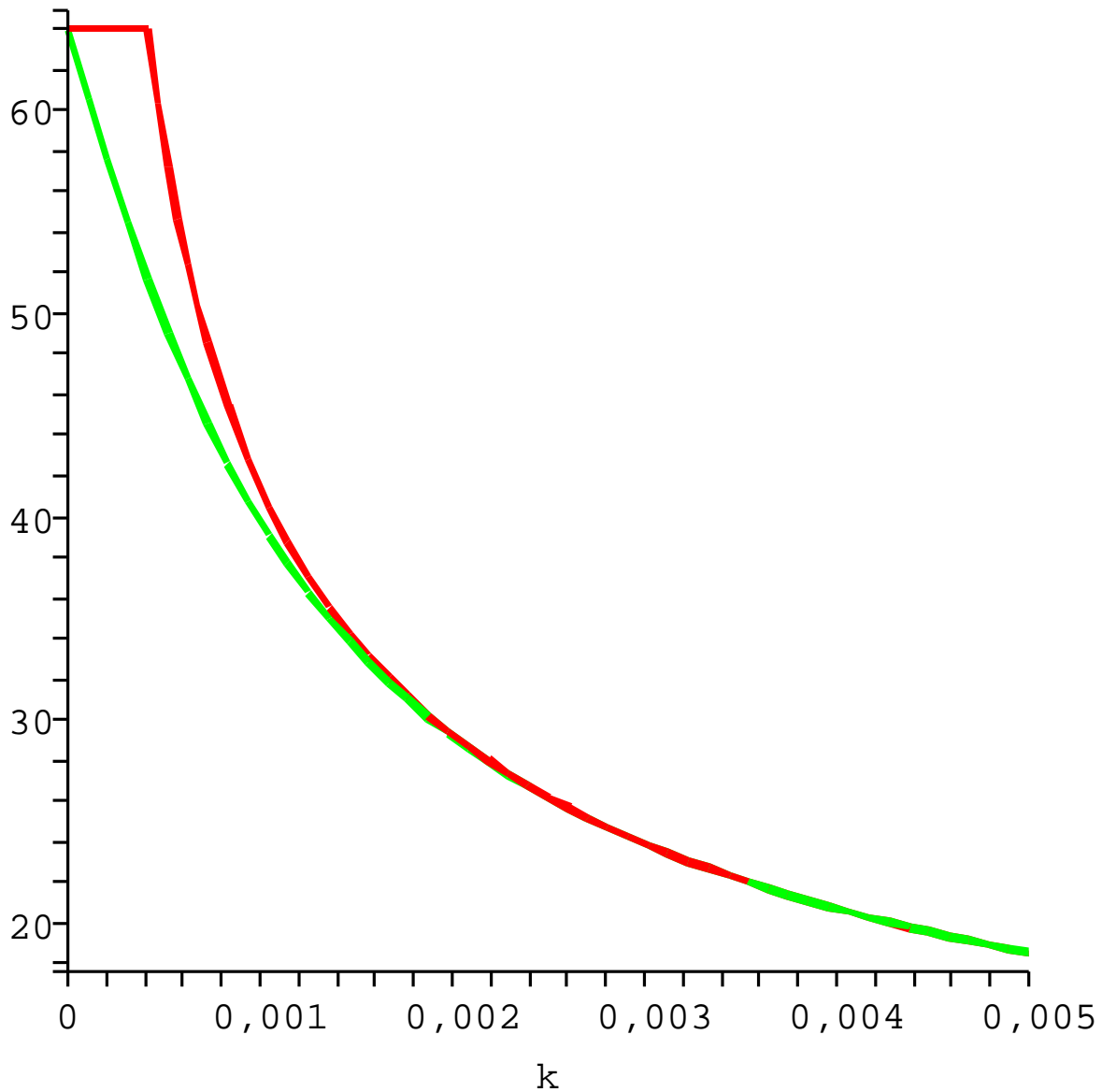


Figure 5: Mean window size F^e in light color compared to the square root formula from [7] cut at W_{max} : $\min(W_{max}, \frac{1.31}{\sqrt{K^e}})$ in dark for $W_{max} = 64$ and K^e from 0 to 0.5%.

4 Stability analysis

4.1 A first remark

Recall that $F(t)$ is the number of packets on the flight and let us call $F_2(t) := \sum w^2 D(w)$ the second moment of the probability D . Denote by a dot ($\dot{\square}$) the derivative of function \square with respect to the time t . Then combining equations ($\int_w w \times (1) dw + W_{max} (2)$), we have:

$$\frac{1}{A(t)} \dot{F}(t) = 1 - M(t) - \frac{1}{2} K(t - R(t)) F_2(t), \quad (17)$$

which leads to the equilibrium equation:

$$F_2^e = 2 \frac{1 - M}{K}. \quad (18)$$

4.2 Stability equations

We study the stability of the fixed point (B_i^e, B_o^e, K^e, Q^e) . We intend to study an equilibrium with a non-empty queue, this implies $B_o(t) = B_o^e = C$.

The idea is to add a small perturbation of the form Δw on the window sizes at $t = 0$ a time at which a fixed point has been reached. To simplify we suppose that the response is uniform and we denote it by $\Delta w(t)$; the variations are truncated at the first order. This simplifications entails that the variation of the on the flight packets number $F(t) = \sum wD(w)$ is $\Delta F(t) = \Delta w(t)$.

The assumption on Δw permits to write $\Delta F_2(t) = 2F^e \Delta F$; then taking the variation at first order in equation (17) gives:

$$\Delta \dot{F}(t) = \begin{cases} A^e \Delta M(t) - A^e K^e F^e \Delta F \\ -\frac{1}{2} A^e F_2^e \Delta K(t - R^e). \end{cases} \quad (19)$$

This equation comes with the linearized version of (2):

$$\Delta \dot{M}(t) = \begin{cases} A^e \Delta p(t, W_{max}) - A^e K^e W_{max} \Delta M(t) \\ -A^e M^e W_{max} \Delta K(t - R^e). \end{cases} \quad (20)$$

From equation (7):

$$\Delta \dot{F}(t) = \Delta B_i(t) - \frac{C}{(1 - K^e)^2} \Delta K(t - R^e). \quad (21)$$

Equation (8) leads to:

$$C \Delta \dot{Q}(t) = (1 - K^e) \Delta B_i(t) - B_i^e \Delta K(t). \quad (22)$$

Finally the instantaneous RED control gives:

$$\Delta K(t) = \epsilon \Delta Q(t). \quad (23)$$

where ϵ is the slope of the RED control function at the equilibrium point Q^e . We suppose here that the averaging factor w_q is equal to 1 (which means that we only consider the instantaneous value of the queue to compute losses).

Notice that the variations of RTT only create second order terms; this is the reason why equation (4) does not have to be used. This is the same for equation (5), because the first term factors are always multiplied by the second term of the equations that have null equilibrium values.

4.3 Differential equations with time delay

The equations (19), (20), (21), (22), (23) can be reorganized as a system of three delay differential equations on F , Q and M . The only problem is that $\Delta p(W_{max}, t)$ is not well determined in the equation (19). We shall make the further simplifying assumption that the term $A^e \Delta p(t, W_{max})$ can be replaced by $p^e(W_{max}) \Delta w = p^e(W_{max}) \Delta F(t)$, which is intuitive since when all windows are increased by Δw , the additional number of users overtaking window W_{max} is close to the announced number if we say that the window distribution stays close to the equilibrium one at the first order.

The standard mathematical method to find the local stability condition with a linear delay differential equation is the following (see [9]; this is an equivalent to the Bode diagrams approach). Find a solution of the form $\lambda_i e^{\phi t}$ where λ_i and ϕ are complex numbers, linearize the exponential factor coming from the delayed terms which corresponds to the replacement of terms $\Delta X(t - r)$ by $(1 - r\phi) \Delta X(t)$. We are led to one more unknown than equations, hopefully one of the λ -s may be replaced by the value 1. Then solve the polynomial system to find ϕ . A necessary condition for the system to be stable is that the real parts of all solutions are negative.

Let us look for a solution of the form $(\Delta F, \Delta M, \Delta Q) = (e^{\phi t}, xe^{\phi t}, ye^{\phi t})$. This leads us to (the equations are divided by $e^{\phi t}$ and the expressions $e^{\phi R^e}$ are linearized for $\phi R^e \ll 1$):

$$R^e \phi = -K^e F^e - x - \frac{\epsilon(1 - M^e)}{K}(1 - R^e \phi)y \quad (24)$$

$$\begin{aligned} R^e \phi x &= R^e M^e K^e W_{max} - K^e W_{max} x \\ &\quad - M^e W_{max} \epsilon(1 - R^e \phi)y \end{aligned} \quad (25)$$

$$C\phi y = (1 - K^e)\phi - \frac{R^e C \epsilon}{1 - K^e} \phi y. \quad (26)$$

From (26) and replacing using (14) and (15):

$$y = \frac{1 - K^e}{C + \epsilon F^e}. \quad (27)$$

Then from (24) using (16):

$$-x = R^e \phi + K^e F^e + \frac{(1 - M^e)\epsilon}{K}(1 - R^e \phi)y. \quad (28)$$

Putting everything in (25):

$$\begin{aligned} (R^e \phi + K^e W_{max})(-x) + R^e M^e K^e W_{max} \\ - M^e W_{max} \epsilon(1 - R^e \phi)y = 0. \end{aligned} \quad (29)$$

This is a second degree equation of the form:

$$a\phi^2 + b\phi + c = 0, \quad (30)$$

with:

$$\begin{aligned} a &:= (R^e)^2(1 - \frac{1 - M^e}{K^e} \epsilon y) \\ b &:= R^e [K^e F^e + \frac{\epsilon y}{K}(1 - M^e) + K^e W_{max} \\ &\quad - K^e W_{max} \frac{\epsilon y}{K}(1 - M^e) + M^e W_{max}] \\ c &:= \text{not needed.} \end{aligned}$$

Lemma 1 *The following properties are fulfilled:*

- a, b and c are real numbers,
- Suppose $a > 0$, then both solutions have negative real values if and only if $b > 0$.

Proof: The first point is true by definition. The second point is easy: if ϕ_1 and ϕ_2 are the roots of (30), then $\phi_1 + \phi_2 = -\frac{b}{a}$. The coefficients are real, which ensures that $\phi_2 = \bar{\phi}_1$ (the conjugated complex number), thus $\phi_1 + \phi_2 = 2\mathcal{R}e(\phi_1)$, which grants our point. \square

Theorem 3 *A sufficient condition for RED with $w_q = 1$ to be stable is:*

$$\epsilon < \frac{K^e C}{1 - M^e}. \quad (31)$$

Proof: First look at b ; let $U = \frac{\epsilon y}{K^e}(1 - M^e) > 0$, then: $\frac{b}{R^e} > 0$ if and only if:

$$K^e F^e + U + K W_{max}(1 - U) + M^e W_{max} > 0.$$

A sufficient condition is that $U < 1$ but: $\epsilon < \frac{K^e C}{1 - M^e} \Rightarrow \epsilon(1 - M^e)(1 - K) < K^e C$, which implies $\epsilon(1 - M^e)(1 - K) < K^e C + K^e \epsilon F^e$, ie: $U < 1$.

$\frac{a}{(R^e)^2} = 1 - U > 0$ like we have just seen. Then Lemma 1 applies and gives the conclusion.

To finish the proof, we need to say something about the assumption $\phi R^e \ll 1$. An acceptable condition would be that $\frac{b}{2a} R^e \ll 1$ (we only check the that the real part is small):

$$\frac{b}{2a} R^e = \frac{1 - U}{K^e F^e + U + W_{max} K^e (1 - U) + M^e W_{max}}.$$

We see there that the RTT does not play an important role; this quantity is small if either $K^e W_{max}$ or $M^e W_{max}$ is large, which means that is is always a good approximation. \square

Remark that from the proof a weaker stability condition for RED with $w_q = 1$ is

$$\frac{1 - K^e}{K^e} \frac{\epsilon}{C + \epsilon F^e} (1 - M^e) = U < 1.$$

Corollary 1 *If $W_{max} = \infty$ (the approximation made in [7]), then the stability condition for RED with $w_q = 1$ becomes in all the usual conditions²:*

$$\epsilon < \frac{KC}{1 - \alpha\sqrt{K} - K}.$$

with $\alpha \approx 1.310$.

Proof: The proof would be the same without the second equation on M . In that case we found in [7] the exact formula: $F^e = \frac{\alpha}{\sqrt{K}}$ (this is one example of the well-known TCP square root formula). All this directly leads to:

$$\frac{1 - K^e}{K^e} \frac{\epsilon}{C + \epsilon \frac{\alpha}{\sqrt{K}}} < 1.$$

The conclusion is only a reorganization of this equation. \square

We see that that the condition $\epsilon < RC$ is a rule of the thumb valid in every case. The last corollary will be named theorem because it is the most important result of the article from a technical point of view.

Theorem 4 *A universal stability condition for RED is:*

$$\epsilon < \frac{\alpha^2}{(T + Q_{max})W_{max}},$$

where $\alpha^2 \approx 1.7$. For parameters T , $Q_{max} = Max_{th} = \beta T$, $Min_{th} = \gamma T$, and p_{max} with $w_q = 1$, RED is stable if:

$$p_{max} < \frac{\beta - \gamma}{\beta + 1} \frac{\alpha^2}{W_{max}}. \quad (32)$$

Proof: Recall theorem 2 says that $M^e \sim e^{-\frac{1}{2}K^e W_{max}^2}$ when K^e is close to 0, then: $\epsilon < \frac{2C}{W_{max}^2}$ is a stability condition; which entails the result for K^e close to 0, using the fact that the capacity for a user at the window W_{max} is exactly $\frac{W_{max}}{R^e}$. For other values, the square root formula implies that $\frac{K}{1-K}C > \frac{\alpha^2}{(1-K)(R^e)^2C} > \frac{\alpha^2}{RW_{max}}$. To conclude, add the fact that $R^e < T + Q_{max}$ and the definition of RED. \square

5 Simulation results

The example we shall study is inspired by a real Internet provider configuration, it is illustrated by figure 1; the mean field simulator can be downloaded at [39]. On a one giga-bit router in some part of the network the total propagation delay for end users is 10ms. The router is configured with a 2ms FIFO buffer (which is five time less than the usual delay bandwidth product rule). The faced problem is a jitter felt by end users. The size of packets is supposed to be 1kB = 8192 bits and we shall say that the level 2 overhead is 40B; then the maximum congestion window size which is 64kB corresponds to 64 packets; the router capacity is 1.17e+5 packets per second and the buffer size corresponds to 235 packets. We also suppose that end users have a limited capacity at their access so that the packets do not arrive in bursts at the router (which is an assumption of our loss model); let us say that the limit is 100Mbps/s (and the buffer size at the access is unlimited).

In [40], we saw that 10 users can be considered to be a large number for the drop-tail. When sources are less synchronized, the mean field simulations are always accurate for 25 or more users. We can see this on figure 6 that the NS simulation of TCP Reno works close to our model which means that there are few timeouts and slow starts and that AIMD is a good model for *fast recovery/fast retransmit*.

²for $K < 54\%$ which is a lot larger than the limits tolerated by TCP that turn around 8%

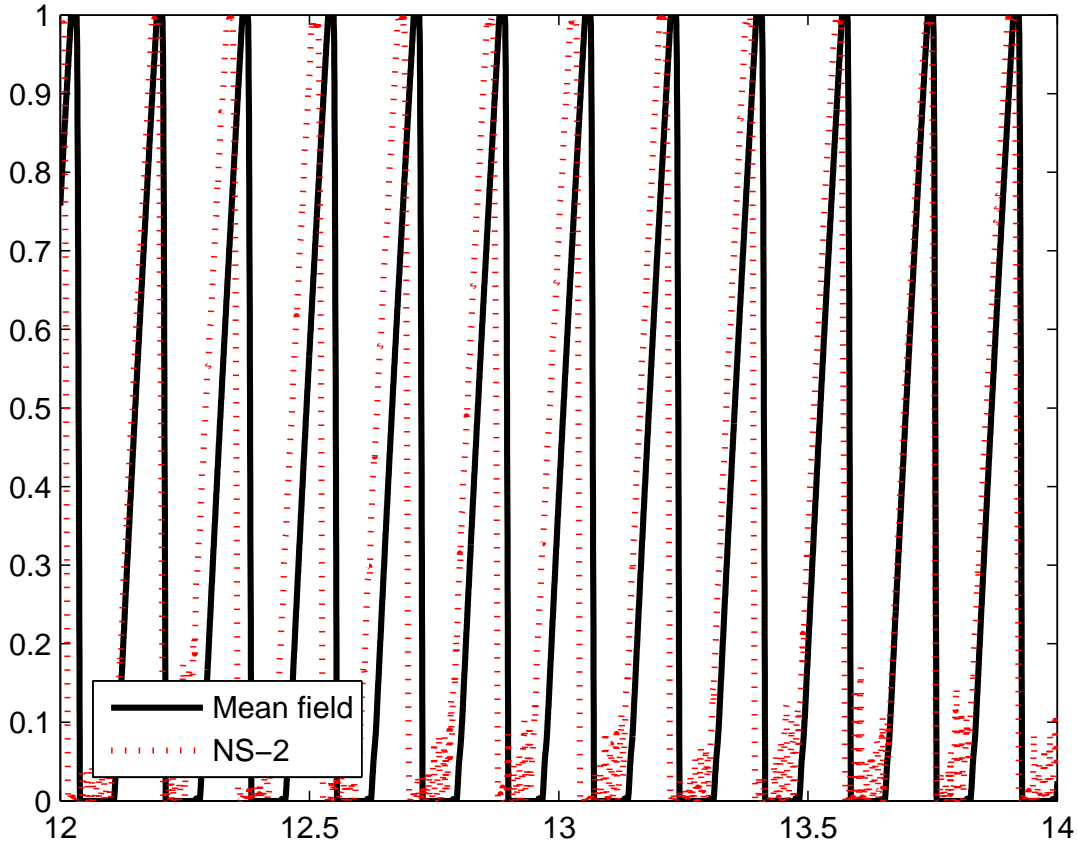


Figure 6: Normalized queue size for 35 users with $1kB$ packets on $1Gb/s$ link and drop-tail policy (time is in seconds, propagation delay 10 ms, maximum queuing delay 2ms). NS-2 is dotted and mean field equations give the solid line.

5.1 Results with drop-tail

5.1.1 Before congestion happens

As can be seen in figure 7, for less than 19 users, the router capacity cannot be reached and the total throughput per user stays at $\frac{W_{max}}{T} * 1024 * 8bits \approx 52Mbits/s$ which is the maximum possible with the considered propagation delay and packet size TCP can allow. We see that from 20 to 22 users, the queue increases steadily from 0 to its maximal value, so the RTT increases from $10ms$ to $12ms$. Remark that a stable queue close to its maximal value is something that should be avoided because it leaves too little room for fluctuations to be smoothed. For 23 and 24 users, the queue starts oscillating, but the bandwidth still stays around its maximum.

5.1.2 The early congestion phase

From 25 users, both NS-2 and the mean field equations show an extremely bad behavior: the utilization drops to 99% for NS-2. Then utilization drops to a worst utilization of 96% around 40 users, this can be explained by an increasing synchronization between users.

5.1.3 Strong congestion phase

For more than 50 users, the utilization starts to increase because the mean window size decreases: although the synchronization level is very high, with a small window, the additive increase mechanism goes back to a maximal utilization quicker than with a larger window which explains the link utilization improvement.

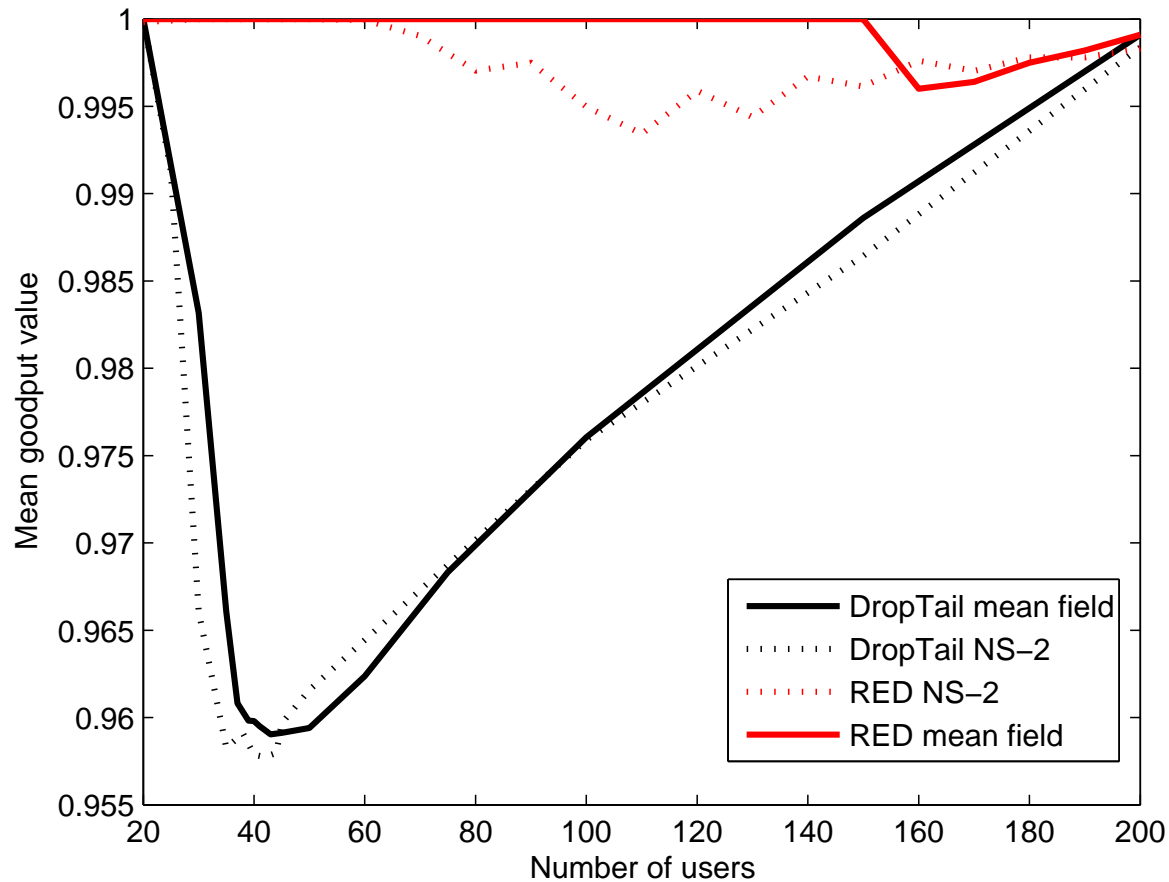


Figure 7: Comparison between RED and DropTail for NS-2 and our mean field equations. The network model is the one of figure (1); RED parameters are those of paragraph 5.2.1.

5.2 Results with RED

5.2.1 Configuration

Suppose that $\text{Max}_{th} = Q_{max} = T/5$ and that $\text{Min}_{th} = 0.2 \text{Max}_{th} = .4ms = 47$ packets. The rule of the thumb of theorem 4 gives a value of .36%, which gives an insight of the value to take. We saw with NS and by simulating the mean field equations that .5% was also a working value whereas .75% was too high to achieve a stabilization in every case (but leads to small oscillations), which explains our choice: $p_{max} := .5\%$.

Nothing changes for less than 20 users because the queue size stays below the minimum threshold of RED.

5.2.2 RED in its working regime

From 20 to 80 users, RED permits to have a steady state with a queue size going to its maximal value. From 21 to 70 users the queue size goes from 0 to $1ms$, the second half of the queue size is the stabilization region between 71 and 80 users. This can be explained roughly by the square-root formula: the steady state value of the loss rate is proportional to $(TC)^{-2}$, when C diminishes, the loss rate increases quadratically and so does the queue size. This fact would advocate for an exponential shape of the loss rate function as indicated in [40].

5.2.3 RED working like a drop-tail

Then, in the case 81, the simulation noise in NS makes the queue size touch the border and begin a drop-tail like behavior. So does the mean field simulator for 85 users. Then RED behaves like an improved version of a drop-tail (for less than 130 users the queue never empties). Overall figure 7 shows that the bandwidth

utilization always stays beyond 99.5%. In this state RED behaves better than drop-tail from the bandwidth utilization point of view, but there is an oscillation which makes it a good choice to take a small queue.

5.3 Increasing the latency

When one increases the latency, the relative value of Q_{max} decreases, meaning that even with the same synchronization, the buffer does not provide the same bandwidth insurance. Another effect has to be taken care of: when the latency increases, the maximal bandwidth decreases, which means that more users are needed to reach the router capacity. When the latency is increased, the worst case for drop-tail is still at the early congestion stage because window sizes are huge. We saw that our RED configuration, even when not working in the steady state domain, gives better results in terms of link utilization.

5.4 Mixing latencies

When latencies are mixed, as was previously observed in the literature, the equivalent latency is the harmonic mean of latencies, meaning that small latencies are preponderant in the configuration of a router. This fact is intuitive because the small latency connections adapt to bandwidth changes quicker, and if they are stabilized by the controller, the set of other connections act exactly like one constant bitrate user (even if each one of those connections sometimes divides its bandwidth by a factor 2). We also observed that when RED was not acting in its steady state area, our RED configuration never acted in a worst way than drop-tail, which is due to the fact that p_{max} is not too large. The case where RED would be worse than drop-tail would be for a too large value of p_{max} where RED acts like a drop-tail at Min_{th} which means that a part of the buffer is never used.

6 Conclusion

We saw how to model accurately TCP and how to give an easy closed formula to tune RED. This lead us to observe a bad news about the drop-tail: the worst case for bandwidth utilization for a drop-tail is just after the congestion is reached. This is illustrated in our example. We saw there how to use our framework to configure properly RED to obtain a situation where the congestion can be supported without any loss of bandwidth for a very long time and without any delay oscillations. Then for extreme values, our configuration behaves not worse than drop-tail which is a good reason to use RED in a router. In an actual router users have multiple latencies, we also said briefly that if a sufficient number of low latency connections are present, then RED leads to a steady state.

7 Related Works

7.1 TCP modeling area

The problem of N connections sharing one bottleneck router has been extensively studied in past years. The first models were made by Ott and Al. in [11,27,30,32,33]. Then some interesting studies belong to May, Bonald and Bolot in [28] and Vinnicombe in [42], but it appeared we owe the most promising approaches to Kelly and Al. [19,26] with a utility maximization problem and to Gong, Hollot, Misra and Towsley in [15,25,31] with the idea of introducing a fluid equation supposed to model the aggregated behavior of many TCP sources. This last approach motivated mathematical study of the mean field interaction to obtain accurate intrinsic equations of what TCP is; namely it was the study of the AIMD TCP Reno behavior (congestion avoidance [18]).

The main works in the area are those by Tinnakornsrisuphap and Makowski [34–36] with a discrete time model simple yet very efficient; Srikant and Al. [13,23] with discrete time where TCP users have to compete against a white noise; Baccelli, Hong and Al. [3–5,10,17] with stochastic time steps, no buffer but an optional HTTP adaptation [2]; and Baccelli, McDonald and Reynier [7,29] which is the model we adapted in this article.

We believe our model is the most efficient because we were able to use continuous times which really matters due to the strong dependence of the problem on delay; our model explicitly uses the TCP mechanism and we were able to deal with boundary effects which made it possible to study both RED (or other AQM mechanisms) and the drop-tail. We were also able to take into account heterogeneous sources (see [29]). This article permits to see one other advantage of our approach, it is easily adaptable to changes in the TCP dynamic or in the way

TCP is modeled; for example in [40], we saw how to adapt it to intermittent TCP sources (to model HTTP users behavior).

7.2 Control theory applied to TCP

Another branch of studies is the control theoretic approach used in [15] we adapted here to find stability conditions for the time delayed equations we dealt with; for example, the same kind method was used by Kim and Low in [22]. The problem of these studies is that they usually rely on a little-like formula, which leads to poor results when trying to compare to simulations: simulations show behaviors a lot nicer than expected. Here we solved this issue and found a very simple closed formula that implies stability for RED (see theorem 4).

7.3 Buffer sizing for IP routers

As noticed by McKeown, Wischik and Al. in [1, 24, 37, 38, 43], the kind of scaling we do in our model can create problems. In core routers, slowly switching from ATM to IP, very fast and expensive memory is needed, and bandwidth optimization is not the first goal. In that case good overall performances can be achieved by choosing very small buffers at the cost of a waste of bandwidth even before the congestion level is reached. We did not intent to study highspeed core routers in this article. We are interested in some access routers that are not in the provider's backbone. The bandwidth is limited and the number of links to upgrade make it difficult to over provision users' needs. Then, as we saw in the simulation section, RED may be a solution to avoid the leverage effect at the early stages of congestion.

8 Further Works

Understanding exactly how to tune a router to avoid early congestion effects for HTTP users is still a challenge. Even if the equations are relatively easy to write (see [40] or [6] for theory and the implementation in [39]), from a practical point of view it is difficult to obtain accurate results. This is because of a high output dependence on how users are modeled, and from their statistics. For instance, determining what is a "good" distribution of file sizes or idle times between two downloads is not an easy task.

Another interesting task would be to obtain easy closed formulae for drop-tail metrics such as bandwidth utilization.

Acknowledgments

The author would like to thank Thomas Bonald, Dohy Hong, François Baccelli, David McDonald, Ki-Beak Kim for their kind careful help and thorough suggestions. A special thank to Anamaria for her rereading.

References

- [1] G. Appenzeller, McKeown N., Sommers J., and Barford P., *Recent results on sizing router buffers*, Network Systems Design Conference (2004).
- [2] F. Baccelli, A. Chaintreau, D. De Vleeschauwer, and D. R. McDonald, *A mean-field analysis of short lived interacting tcp flows*, SIGMETRICS 2004/PERFORMANCE 2004: Proceedings of the joint international conference on Measurement and modeling of computer systems, ACM Press, 2004, pp. 343–354.
- [3] F. Baccelli and D. Hong, *Aimd, fairness and fractal scaling of tcp traffic.*, in Proceedings of the Conference of the IEEE Computer and Communications Societies, 2002.
- [4] ———, *Flow level simulation of large ip networks.*, in Proceedings of the Conference of the IEEE Computer and Communications Societies, 2003.
- [5] ———, *Interaction of tcp flows as billiards.*, in Proceedings of the Conference of the IEEE Computer and Communications Societies, 2003.
- [6] F. Baccelli and D. McDonald, *A square root formula for the rate of non-persistent tcp flows*, Tech. report, INRIA Research Report number 5301, 8 2004.

- [7] F. Baccelli, D. R. McDonald, and J. Reynier, *A mean-field model for multiple tcp connections through a buffer implementing RED*, Perform. Eval. **49** (2002), no. 1-4, 77–97, <http://www.eleves.ens.fr/home/jreynier/Recherche/Performance2002-final.pdf>.
- [8] A. Bain, *Fluid limits for congestion control in networks*, Ph.D. thesis, UL: Order in Manuscripts Room, Classmark: Ph.D.27674, 2004.
- [9] Bursenberg and Martelli, *Delay differential equations and dynamical systems*, Springer.
- [10] A. Chaintreau and D. De Vleeschauwer, *A closed form formula for long-lived tcp connections throughput*, Perform. Eval. **49** (2002), no. 1-4, 57–76.
- [11] M. Christiansen, K. Jeffay, D. Ott, and F. D. Smith, *Tuning RED for web traffic*, Proc. of ACM/SIGCOMM (2000).
- [12] J. Crowcroft and P. Oechslein, *Differentiated end-to-end internet services using a weighted proportional fair sharing tcp*, 1998.
- [13] S. Deb and R. Srikant, *Rate-based versus queue-based models of congestion control*, 2004.
- [14] S. Floyd and V. Jacobson, *Random early detection gateways for congestion avoidance*, IEEE/ACM Trans. Netw. **1** (1993), no. 4, 397–413.
- [15] C.V. Hollot, V. Misra, D. Towsley, and W-B. Gong, *A control theoretic analysis of red.*, Proceedings of IEEE INFOCOM (2001), 10pp.
- [16] D. Hong, *A note on the tcp fluid model*, Tech. Report RR-4703, INRIA - Rocquencourt, January 2003.
- [17] D. Hong and D. Lebedev, *Many tcp user asymptotic analysis of the aimd model*, Tech. Report 3971, INRIA Research Report number 3971.
- [18] V. Jacobson, *Congestion avoidance and control*, SIGCOMM '88: Symposium proceedings on Communications architectures and protocols, ACM Press, 1988, pp. 314–329.
- [19] F. Kelly, A. Maulloo, and D. Tan, *Rate control in communication networks: shadow prices, proportional fairness and stability*, Journal of the Operational Research Society **49** (1998), 237–252.
- [20] T. Kelly, *Scalable tcp: Improving performance in highspeed wide area networks*, (2002).
- [21] ———, *Engineering flow controls for the internet*, Ph.D. thesis, University of Cambridge, February 2004.
- [22] K. B. Kim and S. H. Low, *Design of receding horizon AQM in stabilizing TCP with multiple links and heterogeneous delays*, Proc. of 4th Asian Control Conference (2002).
- [23] S. Kunniyur and R. Srikant, *End-to-end congestion control schemes: utility functions, random losses and ECN marks*, Proc. of IEEE Infocom (2000).
- [24] P. Kuusela, P. Lassila, J. Virtamo, and P. Key, *Modeling red with idealized tcp sources.*, IFIP Conference on performance modelling and evaluation of ATM and IP networks, Budapest (2001), no. 9.
- [25] Y. Liu, Lo F., P. Misra, and D. Towsley, *Fluid models and solutions for large-scale ip networks*, 2003.
- [26] S. H. Low, *A duality model of tcp and queue management algorithms*, Proc. of ITC Specialist Seminar on IP Traffic Measurement, Modeling and Management (2002).
- [27] M. Mathis, J. Semke, J. Mahdavi, and T. Ott, *The macroscopic behavior of the tcp congestion avoidance algorithm*, SIGCOMM Comput. Commun. Rev. **27** (1997), no. 3, 67–82.
- [28] M. May, T. Bonald, and J.-C. Bolot, *Analytic evaluation of RED performance*, Proc. of IEEE Infocom (2000).
- [29] D. R. McDonald and J. Reynier, *Mean field convergence of a model of multiple tcp connections through a buffer implementing red*, Ann. Appl. Probab. **16** (2006), no. 1, 244–294, <http://www.eleves.ens.fr/home/jreynier/Recherche/AAP.pdf>.

- [30] A. Misra and T. J. Ott, *Performance sensitivity and fairness of ecn-aware "modified tcp"*, International IFIP-TC6 Networking Conference Proceedings (2002), no. 2.
- [31] V. Misra, W. B. Gong, and D. Towsley, *Fluid-based analysis of a network of AQM routers supporting TCP flows with an application to RED*, Proc. of ACM/SIGCOMM (2000).
- [32] T. Ott, Kemperman, and M. J., Mathis, *The stationary behavior of ideal tcp congestion avoidance*.
- [33] T. J. Ott, T. V. Lakshman, and L. Wong, *Sred: Stabilized red*, Proc. of IEEE Infocom (1999).
- [34] Tinnakornsrisuphap P. and A. Makowski, *Many flow asymptotics for tcp with ecn/red*.
- [35] ———, *Queue dynamics of red gateways under a large number of tcp flows.*, Globecom (2001).
- [36] ———, *Limit behavior of ecn/red gateways under a large number of tcp flows*, 2003.
- [37] G. Raina and D. Wischik, *How good are deterministic fluid models of internet congestion control?*, INFOCOM (2002).
- [38] ———, *Buffer sizes for large multiplexers: Tcp queueing theory and instability analysis.*, IFIP Conference on performance modelling and evaluation of ATM and IP networks, Budapest (2004), no. 9.
- [39] J. Reynier, *Tcp mean field simulator*, <http://www.eleves.ens.fr/home/jreynier/Recherche/MatlabHTTP.rar>.
- [40] ———, *Modélisation et simulation de TCP par des méthodes de champ moyen*, Ph.D. thesis, École polytechnique - INRIA, 2006.
- [41] S. Schenker, L. Zhang, and D. D. Clark, *Some observations on the dynamics of a congestion control algorithm*, SIGCOMM Comput. Commun. Rev. **20** (1990), no. 5, 30–39.
- [42] G. Vinnicombe, *On the stability of networks operating tcp-like congestion control*, Proc. of 15th IFAC World Congress on Automatic Control (2002).
- [43] D. Wischik and N. McKeown, *Part i: Buffer sizes for core routers.*, ACM/SIGCOMM Computer Communication Review **35**, no. 3.



INRIA

FUTURS



INRIA

LORRAINE



INRIA

RENNES



INRIA

RHÔNE-ALPES



INRIA

SOPHIA ANTIPOLIS

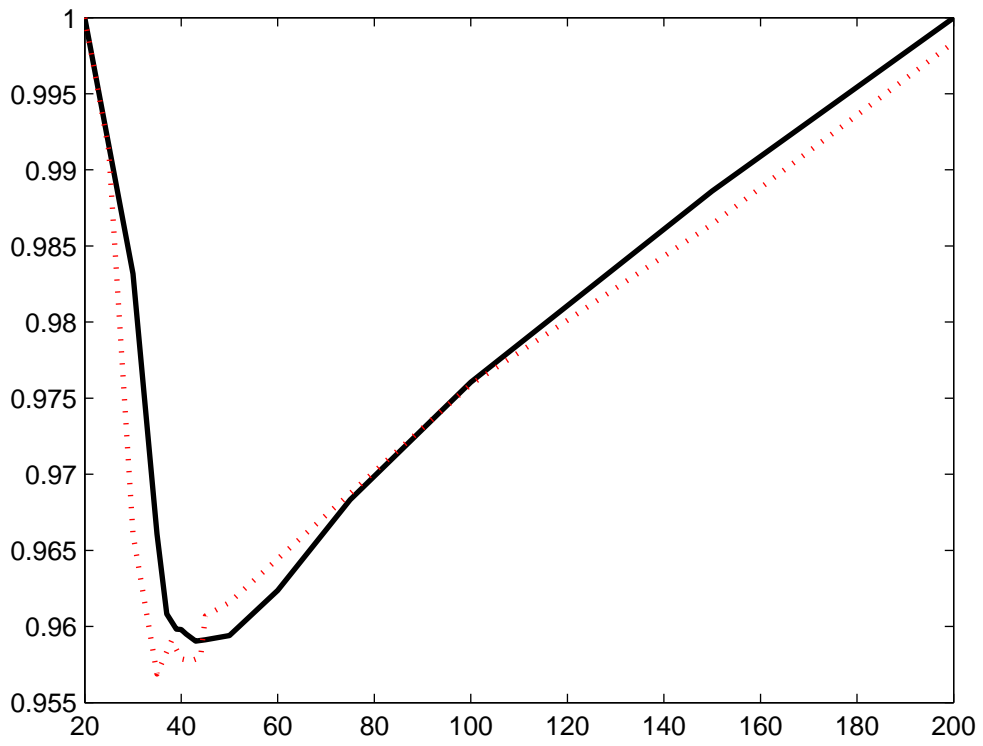


INRIA





INRIA





*R*apport
de recherche





*R*apport
technique