

On the Behavior of Journal Impact Factor Rank-Order Distribution

Mansilla, R.(1), Cocho, G.(2) and Miramontes, P.(3,*)

1. Centro de Investigaciones Interdisciplinarias. Universidad Nacional Autónoma de México. México 04510, DF. México
2. Instituto de Física. Universidad Nacional Autónoma de México México 04510, DF. México
3. Facultad de Ciencias. Universidad Nacional Autónoma de México México 04510, DF. México

Corresponding author. Email: pmv@fciencias.unam.mx

December 2, 2024

Abstract

An empirical law for the rank-order behavior of journal impact factors is found. Unlike Zipf's and Lavalette's laws the result is not based on frequencies, but rather in the original impact factor figures. Using an extensive data base on impact factors including journals on Education, Agrosiences, Geosciences, Biosciences and Environmental, Chemical, Computer, Engineering, Material, Mathematical, Medical and Physical Sciences we have found extremely good fits outperforming other rank-order models. Some extensions to other areas of knowledge are discussed.

1 Introduction

Quantitative studies in linguistics have a long lineage. Due to the extreme complexity of languages, these studies have been mainly based on statistical properties of words in literary corpora. Outstanding early examples of these

studies are J. B. Estoup (1916), G. Dewey (1923) and E. V. Condon (1928). However the most influential work on this topic is by G. K. Zipf (1949). In his work it appears what is today known as *Zipf's law* which can be formulated as follows: Let $f(r)$; $r = 1, \dots, N$, be the relative frequency of the words in a text in decreasing order. Then Zipf's law states that:

$$f(r) = \frac{K}{r^\alpha} \quad (1)$$

This empirical law have found applications in a wide range of natural and human phenomena (Li, 2003). The case when $\alpha \simeq 1$ is of particular interest because it implies self-similarity or could be a clue of self-organized criticality (Bak et al, 1989). The exact mechanism behind Zipf's law still remains a mystery so far.

Scientific productivity is another topic where the first studies date back almost a century with the works of A. Dresden (1922) and A. J. Lotka (1926). In reference to the last work, G. K. Zipf itself gave an explanation of the distribution of scientific productivity in the chapter eleven of his book. Impact Factor (IF), regardless its pros and cons, is used worldwide as a measure of importance of a journal within its field (de Marchi & Rocchi, 2001). The main drawback of Zipf's law is the bad fitting at very high and very low frequencies in the word counting problem. The same remains true for other phenomena, in particular the journal impact factors distribution, which is the main concern of our work. One of the earliest extensions of the Zipf's law, was proposed by B. Mandelbrot (1954):

$$f(r) = \left[\frac{N + \rho}{r + \rho} \right]^{1+\epsilon} \quad (2)$$

Where N is the number of different words in the text and ρ, ϵ are parameters to be adjusted. Another extension of Zipf's law was proposed by the French biophysicist D. Lavalette (1996) and it is certainly an improvement over Zipf's law. Lavalette's law can be expressed as follows:

$$f(r) = K \left[\frac{N + 1 - r}{r} \right]^b \quad (3)$$

Where N is the number of different frequencies calculated from the original journal impact factors and b is a parameter to be fitted (it is actually an irrelevant normalizing factor). Although the regression in the very high

and very low frequency zones is better than Zipf's law, the results are not completely satisfactory.

The aim of this paper is to propose a rank-order model which gives an excellent fitting to the original set of journal impact factors. We also discuss the possible use of our distribution in other fields and propose an explanation.

2 Analytical expression of the law

The impact factor (IF) of journals is an attempt to evaluate the knowledge production published among different journals of a given field. Mainly covered by the *Science Citation Index* database, it is published annually since 1975 in the *Journal Citation Reports*. The impact factor of a journal is defined as the ratio between citations and recent citable items published. The initial aim was to rank the journals by their relative influence. In the work of I. Popescu (2002, 2003) a large database of impact factors of journals ranging from Agrosience to Physics is presented. We used these data to show the performance of our model.

Figure 1 shows the a log-log plot of the IF of randomly taken field from Popescu's database.

Figure 1

It is evident that it is not a power law because of the bending tail in the right side of the plot. This fact motivated us to propose a Beta-like function:

$$f(r) = K \frac{(N + 1 - r)^b}{r^a} \quad (4)$$

$f(r)$, $r = 1 \dots, N$ represents the rank-order impact factors; K , a and b are three parameters to fit. For every set of data, we find the corresponding values using a linear least squares method on the logarithmic variable:

$$\log(f(r)) = \log(K) + b \log(N + 1 - r) - a \log(r) \quad (5)$$

Table 1 shows the values of K , a and b , as well as the coefficient of regression r^2 for impact factors of twelve disciplines. In Figs 2, 3 and 4 the impact factors data as well as our theoretical curve for the fields of Physical, Mathematical and Environmental Sciences are shown.

Table 1.

Figures 2, 3 and 4.

3 Results

In this paper we have shown the excellent agreement of data with our model. We have also proved that our distribution fits “individual values” of the scientific journal impact factors, which are generally harder to fit than frequencies.

General aspects of the mechanisms of the peer review process of scientific papers should be taken into account in order to find an explanation to the origin of that behavior.

Power-laws seem to be ubiquitous in physics, biology, geography, economics, linguistics, etcetera (see Li, W., 2003). We consider “linguistic studies” not only those related with natural languages but also arbitrary languages over abstract finite alphabets. When the number of possible “words” is large, as it is the case for natural languages, it is expected to have a good fitness with a one-parameter power law. However, when the number of words is rather small, as it is the case of programming languages, one-exponent power laws absolutely fails and more parameters are necessary for a suitable fit.

The underlying proposed mechanism yielding the above discussed behaviors often assumes a kind of “biological evolution form”. For instance, G. Yule (1924) working in a model suggested by J. Willis (1922) managed to prove that assuming a single ancestral specie and probabilities of mutation and duplication a power law behavior is obtained. Expansion-modification systems proposed by W. Li (1991), which take into account the basic features of DNA mutation processes (R. Mansilla et al., 2000), are also able to predict this functional form.

When discussing journal impact factors, a balance between the importance to the researchers of publish their work in high ranked journal, the difficulties associated with doing this and the increase of impact received by journals with high impact factor, seems to create a “rich gets richer” mechanism also observed in complex networks (Barabasi, 2002). More than 49 years ago, H. Simon (1955, 1957) proposed a model which produces similar distributions. It is also interesting to notice that the bending of the tail of

IF rank-order distribution means that after a critical zone of IF values the correlation is lost.

References

- [1] Bak, P., Tang, C. and Wiesenfeld, K. (1987). Self-organized criticality: an explanation of $1/f$ noise. *Phys. Rev. Lett.* 59, 381384
- [2] Barabasi, A.L. (2002) *Linked: The New Science of Networks*, Perseus.
- [3] Condon, E. V. (1928) *Statistic of Vocabulary*, Science, 67, 300.
- [4] Dewey, G. (1923) *Relative frequency of English speech sounds*, Harvard University Press.
- [5] de Marchi, M. and M. Rocchi. (2001). The editorial policies of scientific journals: Testing an impact factor model. *Scientometrics*. 51(2). pp 395 404.
- [6] Dresden, A. (1922) A report on the scientific work of the Chicago section, 1897-1922, *Bulletin of the American Mathematical Society*, 28, 303.
- [7] Estoup, J. B. (1916) *Gammes Stenographiques*, Paris.
- [8] Lavalette D. (1996) Facteur d'impact: impartialité ou impuissance?, Internal Report, INSERM U350, Institut Curie - Recherche, Bt. 112, Centre Universitaire, 91405 Orsay, France (non vidi, cited in Popescu, I (2003) On a Zipf's Law extension to impact factors, *Glottometrics*, 6, 83).
- [9] Li, W. (1991) Expansion-modification systems: a model for spatial $1/f$ spectra, *Physical Review E*, 43, 5240.
- [10] Li, W. (2003). <http://linkage.rockefeller.edu/wli/zipf/>
- [11] Lotka, A. J. (1926) The frequency distribution of scientific productivity, *Journal of the Washington Academy of Science*, 16, 317.
- [12] Mandelbrot B. B. (1954) Structure formelle des textes et communication: deux études. (Formal structure of texts and communication: two studies) *Word*, 10, 1-27.

- [13] Mansilla, R. Cocho, G. (2000) Multiscaling in expansion-modification systems: an explanation for the long-range correlation in DNA, *Complex Systems*, 12, 207.
- [14] Popescu, I. (2002). Science Journal Ranking by Average Impact Factors. http://www.geocities.com/iipopescu/Jo_rankingb.htm
- [15] Popescu, I. (2003). On a Zipfs Law Extension to Impact Factors *Glotometrics*, 6, 83-93.
- [16] Simon, H. (1955) On a class of skew distribution functions, *Biometrika*, 42, 425.
- [17] Simon, H. (1957) *Models of Man*, Wiley.
- [18] Willis, J (1922) *Age and area*, Cambridge University Press.
- [19] Yule, G. (1924) A mathematical theory of evolution, *Philosophical Transactions of the Royal Society*.
- [20] Zipf, G. K. (1949) *Human behavior and the principle of least effort*, Addison-Wesley Press.

4 Table 1

Scientific Field	k	b	a	R^2
Physics	0.0273	0.991	0.4058	0.9999
Mathematics	0.0437	0.676	0.2622	0.9999
Computer Science	0.0066	1.0626	0.2840	0.9999
Agroscience	0.0070	0.9597	0.2210	0.9999
Environmental Sc.	0.0358	0.9357	0.2781	0.9800
Biosciences	0.0304	1.0161	0.5140	0.9999
Chemistry	0.0549	0.9733	0.4560	0.9999
Engineering	0.0033	1.0472	0.3522	0.9999
Geosciences	0.0463	0.8739	0.3505	0.9999
Material Science	0.0408	0.9072	0.4477	0.9999
Medical Science	0.0819	0.7735	0.4307	0.9999
Education	0.0819	0.7735	0.4307	0.9999

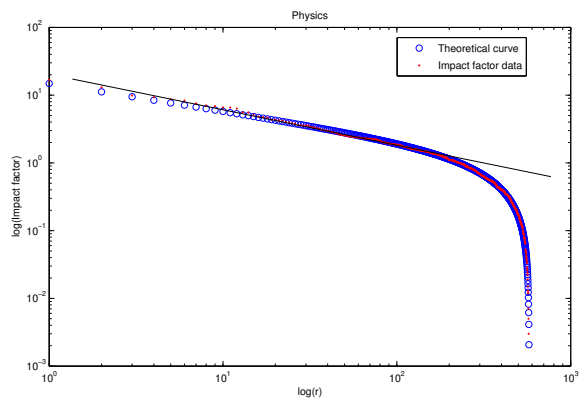


Figure 1: Log-log rank-order plot of the Impact Factor data for Physics Journals. Notice the drop of the tail of the curve (see text)

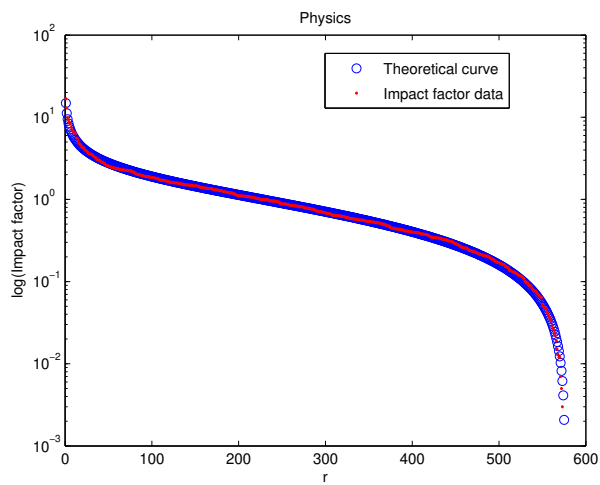


Figure 2: Semi-log Impact factor rank-order distribution for Physics journals. Solid circles represent raw data. Hollow circles are the output of the model

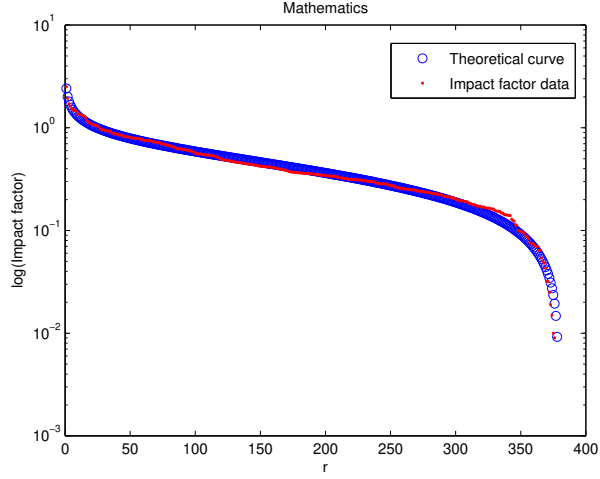


Figure 3: Semi-log Impact factor rank-order distribution for Mathematics journals. Solid circles represent raw data. Hollow circles are the output of the model

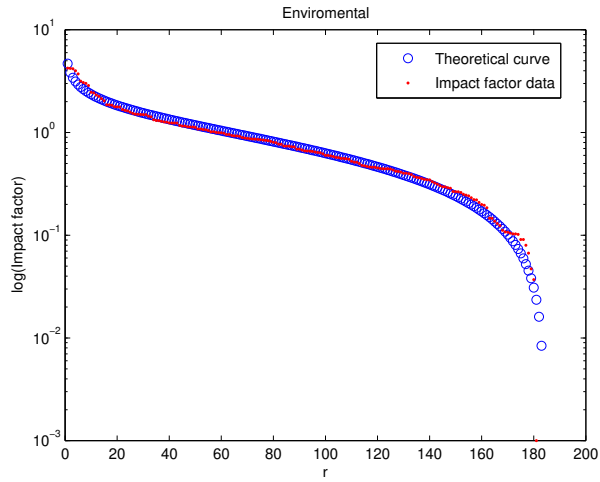


Figure 4: Semi-log Impact factor rank-order distribution for Environmental sciences. Solid circles represent raw data. Hollow circles are the output of the model