

Thick Domain Walls around a Black Hole

Yoshiyuki Morisawa,¹ Daisuke Ida,² Akihiro Ishibashi,³ and Ken-ichi Nakao⁴

^{1,4} *Department of Physics, Osaka City University, Osaka 558-8585, Japan,*

² *Department of Physics, Tokyo Institute of Technology, Tokyo 152-8551, Japan,*

³ *Yukawa Institute for Theoretical Physics, Kyoto University, Kyoto 606-8502, Japan*
and

Enrico Fermi Institute, University of Chicago, Chicago, IL 60637, USA

Abstract

We discuss the gravitationally interacting system of a thick domain wall and a black hole. We numerically solve the scalar field equation in the Schwarzschild spacetime and obtain a sequence of static axi-symmetric solutions representing thick domain walls. We find that, for the walls near the horizon, the Nambu-Goto approximation is no longer valid.

1 Introduction

Topological defects are relics of cosmological phase transitions and their evolution is considered to have played an important role in cosmology (see *e.g.*, [1]). They have so far attracted attention as, for example, a potential source of the cosmic structures, or as triggers of varieties of inflation [2, 3, 4]. Recently renewed interests especially in domain walls have been raised by considering them as a candidate for some kind of dark matter [5], or as a brane universe in higher dimensional theories (see *e.g.*, [6]). The topological defects have therefore been an important subject of recent study.

Domain walls and cosmic strings are of special interests in general relativity because they are extended objects with large tension and hence cause non-trivial gravitational effects [7, 8]. Then, it is intriguing to study how such extended relativistic objects interact with other extended objects, or a strong gravitational source like a black hole. In particular, domain walls or strings around a black hole may have experienced large deformation and be a possible source of gravitational waves. Such an expectation prompts us to study the gravitationally interacting system of topological defects and black holes.

To study configurations of walls and strings in a curved background, it is convenient to treat them as infinitely thin non-gravitating membranes whose dynamics obeys the Nambu-Goto action. So far, a number of works on defects-black-hole system have been done by using this membrane (thin-wall or -string) approximation. For example, the scattering problem of a Nambu-Goto string by a background black hole has been studied in detail [9, 10, 11, 12, 13]. Christensen, Frolov, and Larsen [14, 15] considered Nambu-Goto walls embedded in the Schwarzschild black hole spacetime and found the static axisymmetric solutions. For the case where a thin wall is located at the equatorial plane of the Reissner-Nordström-de Sitter black hole, the stability against the perturbation is investigated by Higaki, Ishibashi, and Ida [16]. They showed that such a thin wall is unstable except the Schwarzschild case. Motivated

¹E-mail: morisawa@sci.osaka-cu.ac.jp

²E-mail: d.ida@th.phys.titech.ac.jp

³E-mail: akihiro@yukawa.kyoto-u.ac.jp

⁴E-mail: knakao@sci.osaka-cu.ac.jp

by brane-world scenario, Emparan, Horowitz, and Myers [17, 18] constructed the spacetime in which gravitating thin domain wall intersects a black hole.

We should however notice that the thin-wall approximation is not always valid in a defects–black-hole system; there are some cases in which the thickness w of defect becomes comparable with or even exceeds the size of a black hole R_g . One of such examples is given by considering primordial black holes which evaporate at the present epoch (see *e.g.* [19, 20, 21]) and defects formed during a late time phase transition at $\lesssim 100\text{MeV}$ [22, 5], as discussed in our previous work [23].

In this paper, we shall treat a thick domain wall which gravitationally interacts with a black hole. This work is complementary to our previous work [23], in which we have shown that the thick domain wall intersecting a black hole can exist as a static configuration of a scalar field for the case where the core of the wall is located at the equatorial plane of the black hole. This wall can be described by the world sheet of a Nambu–Goto membrane since the equatorial plane is a minimal surface [14, 15]. In the present work, we remove the limitation that the core of wall is located at the equatorial plane of the black hole, aiming at examining the validity of Nambu–Goto approximation in the black hole spacetime.

For thorough study of the wall-black hole system, it is necessary to take the gravitational back reaction of the wall into consideration. In the present paper, we shall however focus on a non-gravitating domain wall as a tractable case. This test wall assumption might be valid when the symmetry breaking scale of the scalar field is much lower than Planck scale as shown in [23] by dimensional analysis. For the case that a domain wall is on the equatorial plane of a black hole, Emparan, Gregory, and Santos [24] and Rogatko [25] recently studied a system of thick domain walls with a black hole sitting on it, taking the gravitational backreaction into account. They also discussed the quantum nucleation of such a wall-black hole system.

In the next section, we derive the basic equation and discuss the boundary conditions which represent the situation we want to study. Our setup and the basic equations are essentially the same as those in the previous work [23], apart from the boundary conditions. In section 3, we show the numerical results. In section 4, we analyze the numerical solutions, and discuss the validity of Nambu–Goto approximation. We summarize our work in section 5. Throughout this paper, we use units such that $c = \hbar = G = 1$ unless otherwise stated.

2 The basic equation and the boundary conditions

We shall consider a static thick domain wall constructed by a scalar field with self-interaction in the Schwarzschild black hole spacetime. The metric of the background Schwarzschild black hole is written in terms of the isotropic coordinates $\{t, r, \vartheta, \varphi\}$ as

$$g = - \left(\frac{2r - M}{2r + M} \right)^2 dt^2 + \left(1 + \frac{M}{2r} \right)^4 [dr^2 + r^2(d\vartheta^2 + \sin^2 \vartheta d\varphi^2)]. \quad (1)$$

We are concerned with the region outside the event horizon, where $r \geq M/2$.

Let us consider a real scalar field ϕ with a potential $V[\phi]$, of which Lagrangian is given by

$$\mathcal{L} = -\frac{1}{2}(\nabla^\mu \phi)(\nabla_\mu \phi) - V[\phi]. \quad (2)$$

The equation of motion for ϕ is

$$\nabla^2 \phi - \frac{\partial V}{\partial \phi} = 0. \quad (3)$$

In this paper, we consider a familiar type of potential which has a discrete set of degenerate minima; the ϕ^4 potential

$$V[\phi] = \frac{\lambda}{4}(\phi^2 - \eta^2)^2. \quad (4)$$

Note that for this potential, Eq. (3) has an analytic solution

$$\phi(z) = \eta \tanh \left[\sqrt{\frac{\lambda}{2}} \eta (z - z_c) \right] \quad (5)$$

in the flat spacetime $g = -dt^2 + dx^2 + dy^2 + dz^2$. This solution represents a static and plane-symmetric domain wall, and is characterized by the thickness of the wall

$$w = \frac{1}{\sqrt{\lambda\eta}}, \quad (6)$$

and the position z_c of the wall's core.

We will search the static and axi-symmetric solutions $\phi = \phi(r, \vartheta)$ which represent domain walls in the Schwarzschild background. Let us introduce a dimensionless parameter

$$\epsilon = \frac{M}{2w}, \quad (7)$$

and dimensionless variables

$$\rho = 2rM^{-1}, \quad \Phi(\rho, \vartheta) = \eta^{-1}\phi(r, \vartheta). \quad (8)$$

The parameter ϵ is just a ratio of the horizon radius to the wall's thickness, namely if ϵ is smaller (larger) than unity, then the wall is said to be thick (thin) as compared to the size of the black hole. In terms of these variables, the equation of motion (3) is written as

$$\left(\frac{\rho}{\rho+1}\right)^4 \left[\frac{\partial^2}{\partial \rho^2} + \frac{2\rho}{(\rho^2-1)} \frac{\partial}{\partial \rho} + \frac{1}{\rho^2} \left(\frac{\partial^2}{\partial \vartheta^2} + \cot \vartheta \frac{\partial}{\partial \vartheta} \right) \right] \Phi = \epsilon^2 \frac{\partial U}{\partial \Phi}, \quad (9)$$

where the dimensionless potential $U[\Phi] = V[\phi]/\lambda\eta^4$ is defined. U has minima at $\Phi = \pm 1$. Since the equation (9) is elliptic, the relaxation method is useful to solve the discretized version of Eq. (9).

We now consider the boundary conditions suitable for our purpose. First, the regularity of the scalar field at the symmetry axis is given by the Neumann boundary conditions

$$\left. \frac{\partial \Phi}{\partial \vartheta} \right|_{\vartheta=0} = \left. \frac{\partial \Phi}{\partial \vartheta} \right|_{\vartheta=\pi} = 0. \quad (10)$$

Second, the regularity of the scalar field at the event horizon $\{\rho = 1\}$ is given by the Neumann boundary condition

$$\left. \frac{\partial \Phi}{\partial \rho} \right|_{\rho=1} = 0. \quad (11)$$

This condition is a consequence of the requirement that Φ with its first derivatives is regular at the horizon. This then implies that the energy density observed by a freely falling observer remains finite at the event horizon. Finally, in practice, the domain of the numerical integration is inevitably finite, so that we need an asymptotic boundary condition at $\rho = \rho_{\max}$ for $\rho_{\max} \gg 1$. All the information about the position of the wall is controlled by this boundary condition. As this condition, in this paper, we adopt the condition explained in the following paragraph, which may describe an adiabatic capture process of a thick wall by a black hole.

Since the background spacetime is asymptotically flat, we can expect that there exist flat wall solutions far away from the black hole and they are well approximated by analytic solutions (5). We can therefore impose the Dirichlet boundary condition

$$\Phi|_{\rho=\rho_{\max}} = \tanh[2^{-1/2}\epsilon(\rho_{\max} \cos \vartheta - z_c)], \quad (12)$$

for $|z_c| \gg 1$, where z_c expresses how far the wall is away from the equatorial plane of the black hole. However, in general, imposing the condition (12) is not appropriate for the $|z_c| \approx 1$ case. In fact, no static axi-symmetric Nambu–Goto membrane whose asymptotic surface is flat exists unless the membrane is just lying on the equatorial plane [14]. Thus we shall adopt the following procedure. We first solve the equation of motion (9) under the boundary condition (12) with a sufficiently large z_c . Next, “parallelly transporting” the obtained solution $\Phi_{(1)}(\rho, z; z_c)$ ($z := \rho \cos \vartheta$) from z to $z - \Delta z$ along the z -axis, we have a configuration $\Phi_{(1)}(\rho, z + \Delta z; z_c)$, which is not necessarily a solution to Eq. (9). Provided Δz is sufficiently small, the configuration $\Phi_{(1)}(\rho, z + \Delta z; z_c)$ is thought to well approximate a new wall solution $\Phi_{(2)}(\rho, z; z_c)$ which is closer to the black hole than $\Phi_{(1)}(\rho, z; z_c)$. Hence we can use $\Phi_{(1)}(\rho, z + \Delta z; z_c)$ as the initial value

for the relaxation method to obtain the solution $\Phi_{(2)}(\rho, z; z_c)$. Note that the value of $\Phi_{(1)}(\rho, z + \Delta z; z_c)$ at the boundary of the computation region also gives the Dirichlet boundary condition for obtaining $\Phi_{(2)}(\rho, z; z_c)$. Then, the parallelly transported configuration $\Phi_{(2)}(\rho, z + \Delta z; z_c)$ gives the initial value and the boundary value for obtaining a next solution $\Phi_{(3)}(\rho, z; z_c)$. By repeating this procedure, we can obtain a sequence of the wall solutions $\Phi_{(n)}(\rho, z; z_c)$, some of which will be very close to the equatorial plane.

3 Numerical results

Following the procedure mentioned in the previous section, we first solve Eq. (9) under the boundary conditions (10), (11), and (12) with $\epsilon = 0.1$, $z_c = 50$. We obtain the solution $\Phi_{(1)}(\rho, z; 50)$ using the relaxation method. Then, regarding $\Phi_{(1)}(\rho, z; 50)$ as the initial configuration for our subsequent computation, we solve Eq. (9). As a result, we obtain a sequence of wall configurations around the black hole. The core surfaces (where $\Phi = 0$) of the obtained wall solutions are plotted in Fig. 1. We show the scalar field configurations $\Phi(x, z)$ for the following four typical cases: (a) the wall solution $\Phi_{(1)}(\rho, z; 50)$ far away from the black hole, (b) the wall which is away from the black hole at the distance comparable to the wall thickness, (c) the wall whose core surface is located near the black hole but does not intersect the horizon, and (d) the wall whose core surface intersects the horizon, in Figs. 2–5, respectively. In each figure, the upper panel shows the birds eye view of $\Phi(x, z)$, and the lower panel shows the contour plot of $\Phi(x, z)$. Each contour line corresponds to $\Phi = 0.8, 0.6, 0.4, 0.2, 0.0, -0.2, -0.4, -0.6, -0.8$.

The numerical solution (a) has a kink structure localized around $z \sim 50$ with the thickness $w \sim 10$. Its contour lines are almost parallel to the equatorial plane. We see that the almost flat domain wall arises far away from the black hole (Fig. 2). The solution (b) has a kink structure localized around $z \sim 10$ with the thickness $w \sim 10$. The separation from the equatorial plane of the black hole is comparable to the thickness of the wall. Its contour lines are slightly bent but almost flat (Fig. 3). The solution (c) and (d) have kink structure localized around the equatorial plane with the thickness $w \sim 10$. We see that the black hole is inside the thick wall (Figs. 4 and 5).

We also show the energy density E of the scalar field given by

$$E \equiv \frac{|T_t^t|}{\lambda\eta^4} = \frac{1}{2\epsilon^2} \left(\frac{\rho}{\rho+1} \right)^4 \left[\left(\frac{\partial\Phi}{\partial\rho} \right)^2 + \frac{1}{\rho^2} \left(\frac{\partial\Phi}{\partial\vartheta} \right)^2 \right] + U[\Phi], \quad (13)$$

in Figs. 6–9 corresponding to Figs. 2–5, respectively. In each figure, the upper panel shows the birds eye view of $E(x, z)$, and the lower panel shows the contour plot of $E(x, z)$. Each line corresponds to $E = 0.1, 0.2, 0.3, 0.4$. The solution (a) represents the almost flat domain wall with the thickness $w \sim 10$ arises far away from the black hole (Fig. 6). The solution (b) represents the slightly bent wall arises near by the black hole (Fig. 7). One can see from Figs. 6 and 7 that the walls can be set away from the black hole without a strong disturbance by the black hole, as expected from the asymptotic flatness of the background. In particular, the energy density distribution is almost homogeneous along the wall. For the solution (c) and (d), (Figs. 8 and 9), we see that the energy density distributions near the horizon are distorted and are not homogeneous along the wall, so that the thin wall approximation is not applicable to this case. This energy density distortion comes from the perpendicular pressure as we shall see in the next section.

We shall comment on the numerical computation. The size of our integration domain is 250 times as large as the horizon radius (*i.e.* $\rho_{\max} = 251$). The grid spacing in the ρ - and ϑ -directions are 1 (\times horizon-radius) and $\pi/2^9$ (radian), respectively. After the relaxation has converged, we clip the region where $\rho \leq 41$ in the neighborhood of the black hole, and take finer grid such that the grid spacing in the ρ -direction is $1/8$ (\times horizon-radius) in the clipped region. Then we restart the relaxation on this new finer grid.

4 Comparison with Nambu–Goto membrane

It is non-trivial whether or not the core surfaces of the wall configurations are actually well described by the worldsheet of Nambu–Goto membranes. If it is the case, one might be able to understand the

qualitative behavior of domain walls even in the thick wall case by means of Nambu–Goto membranes, which are much easier to analyze than scalar field configurations.

To compare the configuration of the core surfaces with the Nambu–Goto membranes, we plot the core surfaces (where $\Phi = 0$) of the three thick wall solutions (a), (b) and (c) in Fig. 10. For each core surface, the Nambu–Goto membrane tangent to the surface at the point on the symmetry axis is plotted. We see that the membranes well approximate the core surfaces for the walls (a) and (b), but does not for (c). This shows that, when thick domain walls in a black hole spacetime are concerned, the approximate description of the core surface by means of a Nambu–Goto membrane breaks down near the horizon.

Now we shall briefly discuss the reason why the Nambu–Goto approximation breaks down, examining the structure of the energy-momentum tensor for the scalar field. The energy-momentum tensor obtained from the Lagrangian (2) is

$$T_{\mu\nu} = (\nabla_\mu \phi)(\nabla_\nu \phi) - g_{\mu\nu} \left[\frac{1}{2}(\nabla_\sigma \phi)(\nabla^\sigma \phi) + V \right]. \quad (14)$$

Let us consider the following quantities defined by

$$\lambda\eta^4 P_\perp \equiv T_{\mu\nu} n^\mu n^\nu = \frac{1}{2}(\nabla_\sigma \phi)(\nabla^\sigma \phi) - V, \quad (15)$$

$$\lambda\eta^4 E = \frac{1}{2}(\nabla_\sigma \phi)(\nabla^\sigma \phi) + V, \quad (16)$$

where n^μ denotes the unit normal vector to the core surface, given by $n^\mu = N\nabla^\mu \phi$ with $N^{-2} = (\nabla_\mu \phi)(\nabla^\mu \phi)$, and E is identical with the energy density defined in Eq. (13). Then, the energy-momentum tensor $T_{\mu\nu}$ can be expressed as

$$T_{\mu\nu} = -\lambda\eta^4 E(g_{\mu\nu} - n_\mu n_\nu) + \lambda\eta^4 P_\perp n_\mu n_\nu. \quad (17)$$

The first term of Eq. (17) looks just like the energy-momentum tensor for a Nambu–Goto membrane, once $\lambda\eta^4 E$ and $g_{\mu\nu} - n_\mu n_\nu$ are identified with the tension and the induced metric, respectively. The second term can be interpreted to describe the pressure perpendicular to the wall and thus the deviation from the Nambu–Goto membrane. Non-vanishing P_\perp means that the gradient term and the potential term do not have the same contribution to the energy density E , *i.e.*, $\lambda\eta^4 E \neq 2V$.

Next, let us derive the equation to decide the configuration of the core surface. The energy-momentum tensor (17) satisfies the usual conservation law $\nabla_\nu T_\mu{}^\nu = 0$. Then, noticing that the trace of the extrinsic curvature $K_{\mu\nu}$ of the core surface is given by

$$\text{tr}K = \nabla_\nu n^\nu, \quad (18)$$

(in this convention, $\text{tr}K$ is positive for outward normal n of a sphere), we can find that the normal component of the conservation law,

$$n^\mu \nabla_\nu T_\mu{}^\nu = 0, \quad (19)$$

reduces to the equation,

$$\text{tr}K = -\frac{n^\mu \partial_\mu P_\perp}{E + P_\perp}. \quad (20)$$

The core surface obeys Eq. (20) while the Nambu–Goto membrane obeys $\text{tr}K = 0$ as is well-known.

In order to make the meaning of the balance equation (20), the spatial configuration of the domain wall is more useful. Thus we rewrite Eq. (20) by using the extrinsic curvature κ_{ij} which specifies how the core surface is embedded in the constant time hypersurface, not in the whole spacetime. The trace $\text{tr}\kappa$ of the extrinsic curvature κ_{ij} is related to $\text{tr}K$ as

$$\text{tr}K = \text{tr}\kappa + n^\mu \partial_\mu \ln \sqrt{-g_{tt}}. \quad (21)$$

The second term of Eq. (21) can be rewritten by the gradient of the Newton potential Φ_N in the weak field limit. From Eqs. (20) and (21), we obtain the following equation:

$$\text{tr}\kappa = -n^\mu \partial_\mu \Phi_N - \frac{n^\mu \partial_\mu P_\perp}{E + P_\perp}. \quad (22)$$

The equation (22) requires the balance of the three forces: the tension, the gravitational force, and the pressure gradient.

The distortion of the energy density near the horizon of the walls (c) and (d) in the previous section implies the existence of P_\perp . The P_\perp for the wall (c) has negative value near the horizon and asymptotes to zero as in Fig. 11. Then, Eq. (22) implies that the configuration of the core surface of (c) is more convex in the direction of the horizon than that of the corresponding Nambu–Goto membrane as in Fig. 10.

5 Summary and Discussion

We have numerically solved the equation of motion for a real scalar field with ϕ^4 potential which have a discrete set of degenerate minima, in the Schwarzschild black hole background. We showed that there exist the static axi-symmetric field configurations which represent domain walls ten times as thick as the horizon radius located around the black hole. There are two types of the wall configurations; ones are far away from the black hole and the others are not. As naturally expected from asymptotic flatness of the background spacetime, the wall configurations in the former family are similar to the walls in the flat spacetime and are well approximated by the Nambu–Goto membranes. For the wall solutions in the latter family, we have obtained the wall solution whose core surface shows different behavior from the Nambu–Goto membrane. Then, we have shown the existence of the pressure gradient $\partial_n P_\perp$ along the transverse direction to the core surface of that solution. The pressure P_\perp never has a place in the walls in the flat spacetime and Nambu–Goto membranes.

If the black hole is absent (*i.e.*, for the hyperbolic tangent walls in the flat spacetime), the gradient term and the potential term in the expression of P_\perp cancel each other. On the other hand, we impose the Neumann boundary condition on the symmetry axis and the horizon of the Schwarzschild black hole, and then the gradient term for static configurations vanishes at the north pole and the south pole of the horizon. Thus we may say that the gradient term cannot become large enough to balance the potential term caused by the wall near these points, and then the P_\perp is negative there. When the P_\perp is negative near the horizon and asymptotes to zero, Eq. (22) shows that the configuration of the core surface in the constant time hypersurface is more convex in the direction of the horizon than that of the corresponding Nambu–Goto membrane.

One way of thinking about domain wall configurations we obtained here is in terms of gravitational scattering and capture of thick domain walls by a black hole. One might be able to think that a series of the wall solutions represents adiabatic capture process with infinitesimal velocity, with the wall lying in the equatorial plane [23] being a possible final state. This picture should be examined by a fully dynamical computation.

In the previous and present works, we have considered the Schwarzschild black hole as the background spacetime. One might expect that the scalar field would behave qualitatively in the same way as that in the Schwarzschild case, as far as static spherically symmetric black holes are considered as the background. However, the behavior of the scalar field near the event horizon indeed depends on what kind of a black hole one considers. It is amusing to note that a contrastive case to our present result is the case of extremal black holes. As is well-known, the behavior of gravity around an extremal black hole is quite different from the Schwarzschild black hole; an extremal black hole has a vanishing surface gravity hence the static observers along the extremal horizon are not accelerated. Emparan, Gregory, and Santos [24] and Rogatko [25] investigated domain walls intersecting charged and dilaton extremal black holes and showed that there are domain wall solutions whose contour lines wrap the event horizon with the scalar field remaining in the symmetric phase on the horizon. One can say in other words that extremal black holes expel the domain wall.

In this work, we ignored the effect of the gravity of the wall on the black hole spacetime. As mentioned in [23], this test wall assumption is valid as far as concerning very light domain walls with the symmetry breaking scale being much lower than the Planck scale. It has been shown [26] that gravitating domain walls change the global geometry drastically; they makes spatial section compact. The equation of motion of a self gravitating thick domain wall is perturbatively evaluated in [27]. It is fair to say that our solutions should be regarded to describe the local behavior of thick domain walls around a non-extremal black hole.

Acknowledgments

We would like to thank Professors Takashi Nakamura and Hideki Ishihara for many useful suggestions and comments. This work is supported in part by the Japan Society for the Promotion of Science (A.I. and D.I.).

References

- [1] A. Vilenkin and E.P.S. Shellard, *Cosmic Strings and other Topological Defects* (Cambridge University Press, New York, 1994).
- [2] A. Vilenkin, Phys. Rev. Lett. **72**, 3137 (1994).
- [3] M. Bucher, A. S. Goldhaber and N. Turok, Phys. Rev. D **52**, 3314 (1995).
- [4] K. Yamamoto, M. Sasaki and T. Tanaka, Astrophys. J. **455**, 412 (1995).
- [5] R.A. Battye, M. Bucher and D. Spergel, [astro-ph/9908047].
- [6] L. Randall and R. Sundrum, Phys. Rev. Lett. **83** 3370 (1999); Phys. Rev. Lett. **83** 4690 (1999).
- [7] A. Vilenkin, Phys. Lett. **B133**, 177 (1983).
- [8] J. Ipser and P. Sikivie, Phys. Rev. **D30**, 712 (1984).
- [9] J. De Villiers and V. Frolov, Int. J. Mod. Phys. **D7**, 957 (1998).
- [10] J. De Villiers and V. Frolov, Phys. Rev. **D58**, 105018 (1998).
- [11] D. N. Page, Phys. Rev. **D58**, 105026 (1998).
- [12] J. De Villiers and V. Frolov, Class. Quant. Grav. **16**, 2403 (1999).
- [13] D. N. Page, Phys. Rev. **D60**, 023510 (1999).
- [14] M. Christensen, V. P. Frolov and A. L. Larsen, Phys. Rev. **D58**, 085008 (1998).
- [15] V. P. Frolov, A. L. Larsen and M. Christensen, Phys. Rev. **D59**, 125008 (1999).
- [16] S. Higaki, A. Ishibashi and D. Ida, Phys. Rev. **D63**, 025002 (2001).
- [17] R. Emparan, G. T. Horowitz and R. C. Myers, JHEP **0001**, 007 (2000).
- [18] R. Emparan, G. T. Horowitz and R. C. Myers, JHEP **0001**, 021 (2000).
- [19] For an overview, *Proceedings, 3rd International Symposium, and Workshop on Primordial Black Holes and Hawking Radiation, 1998*, edited by D. B. Cline, Phys. Rept. **307**, 1 (1998).
- [20] B. Carr and C. Goymer, Prog. Theor. Phys. Suppl. **136**, 321 (1999).
- [21] J. Yokoyama, Prog. Theor. Phys. Suppl. **136**, 338 (1999).
- [22] C.T. Hill, D.N. Schramm and J.N. Fry, Comments Nucl. Part. Phys. **19**, 25 (1989).
- [23] Y. Morisawa, R. Yamazaki, D. Ida, A. Ishibashi and K. Nakao, Phys. Rev. **D62**, 084022 (2000).
- [24] R. Emparan, R. Gregory and C. Santos, Phys. Rev. D **63**, 104022 (2001).
- [25] M. Rogatko, Phys. Rev. D **64**, 064014 (2001).
- [26] F. Bonjour, C. Charmousis and R. Gregory, Class. Quant. Grav. **16**, 2427 (1999).
- [27] F. Bonjour, C. Charmousis and R. Gregory, Phys. Rev. D **62**, 083504 (2000).

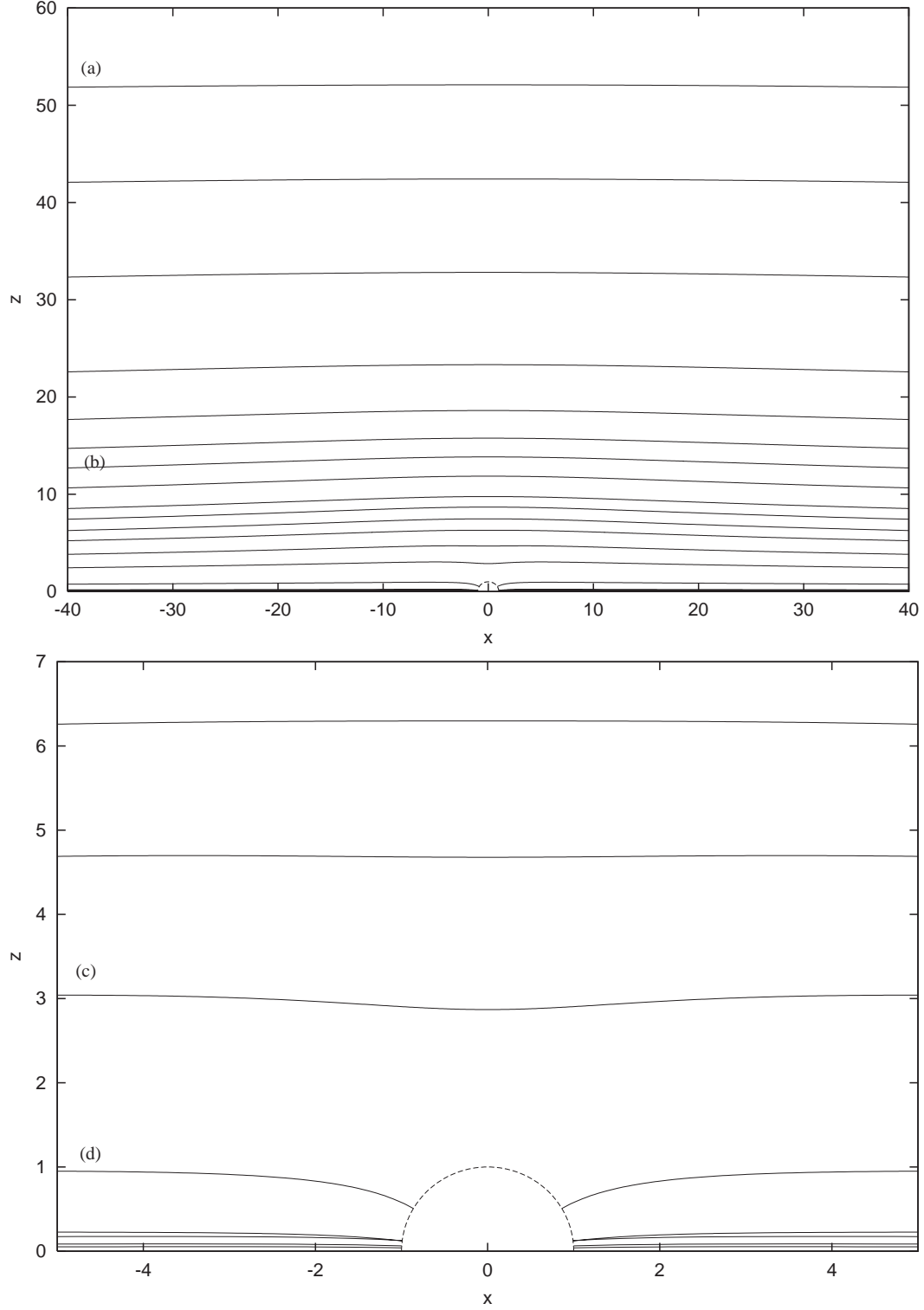


Figure 1: The sequence of the core surfaces (where $\Phi = 0$) of the wall solutions whose thickness are an order of magnitude larger than the Schwarzschild radius, *i.e.* $\epsilon = 0.1$. Here the Cartesian coordinates $(x, z) = (\rho \sin \vartheta, \rho \cos \vartheta)$ are used. The curves must be rotated around z axis to obtain the full spatial geometry of the core surfaces. The dashed (semi-)circle at the origin denotes the event horizon. Some of the walls are intersecting the horizon. The uppermost wall located about $z = 50$ was calculated under the boundary condition (12), and starting from which we obtained the other solutions. The lower panel is close-up to the neighborhood of the event horizon. The solutions correspond to (a),(b),(c) and (d) are shown in Figs. 2, 3, 4 and 5, respectively.

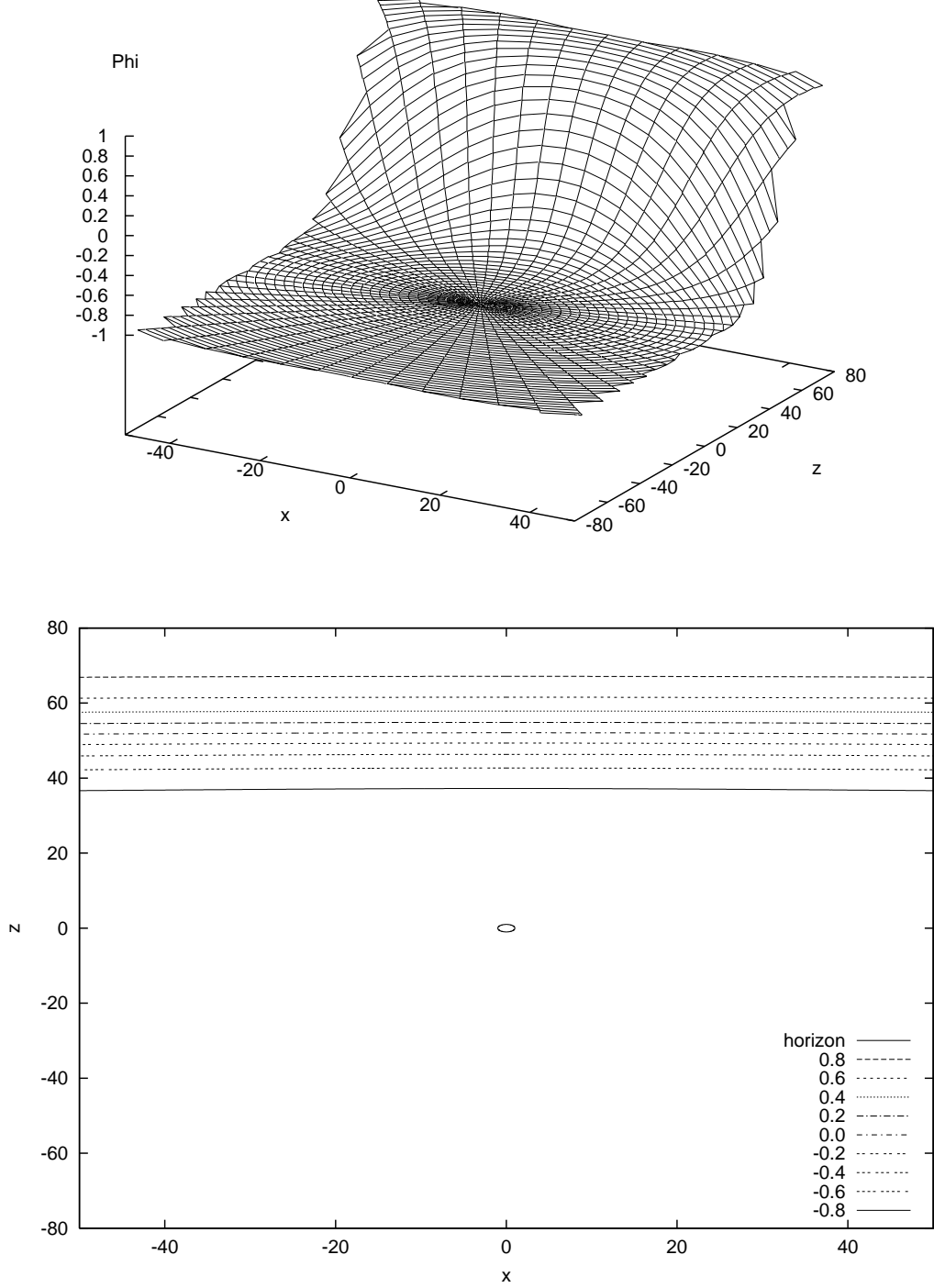


Figure 2: (a) The wall solution $\Phi(x, z)$ obtained under the boundary condition (12) for $\epsilon = 0.1$, $z_c = 50$. The upper panel shows the birds eye view of $\Phi(x, z)$. It shows a kink structure localized around $z \sim 50$ with the thickness $w \sim 10$. The lower panel shows the contour plot of $\Phi(x, z)$. Each line corresponds to $\Phi = 0.8, 0.6, 0.4, 0.2, 0.0, -0.2, -0.4, -0.6, -0.8$. The circle $\rho = 1$ is the horizon. The contour lines are almost parallel to the equatorial plane. We see that the almost flat domain wall arises far away from the black hole.

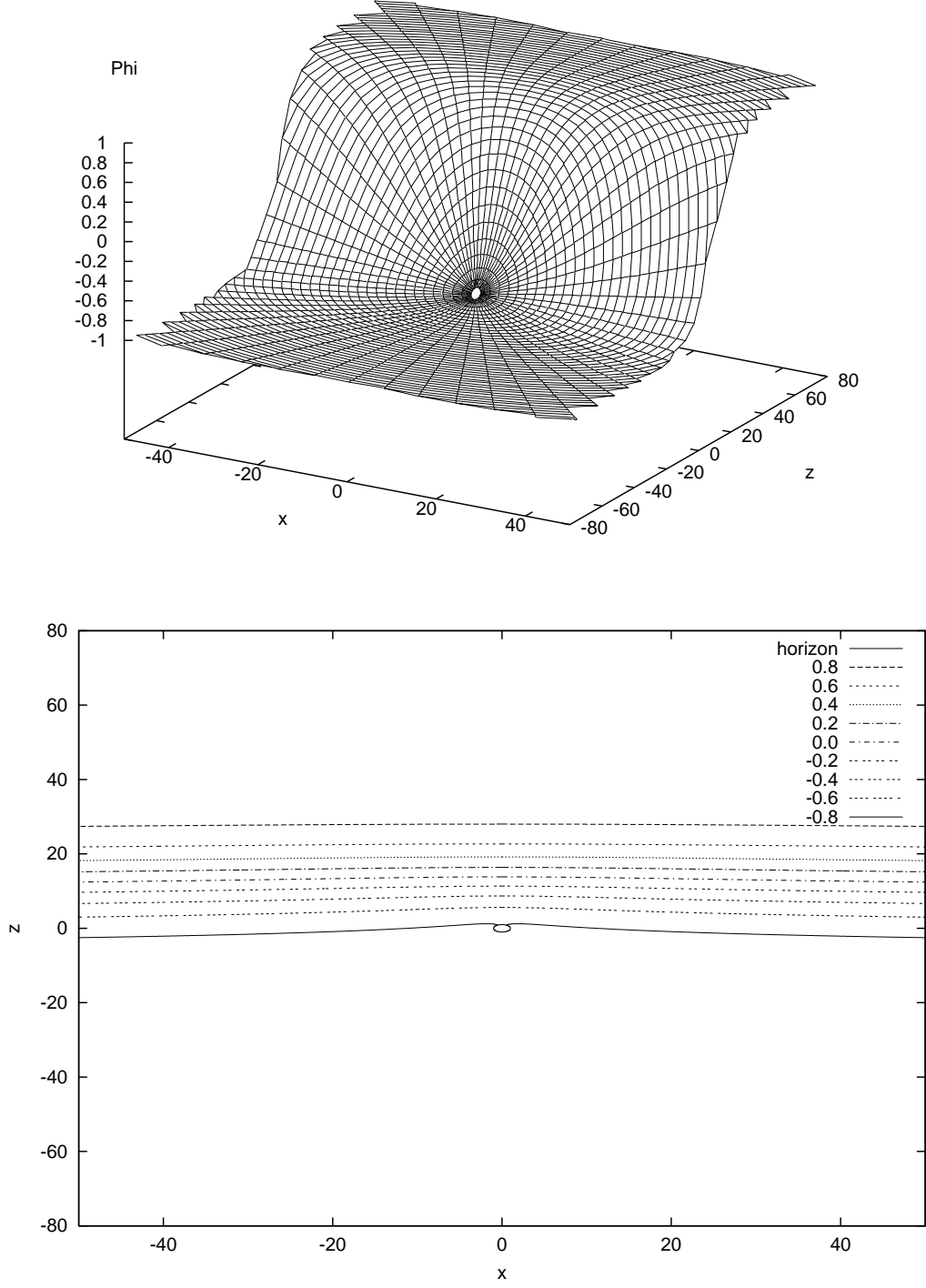


Figure 3: (b) The wall solution $\Phi(x, z)$ whose core surface lies about $z = 10$. The upper panel shows the birds eye view of $\Phi(x, z)$. It shows a kink structure localized around $z \sim 10$ with the thickness $w \sim 10$. The separation from the equatorial plane of the black hole is comparable to the thickness of the wall. The lower panel shows the contour plot of $\Phi(x, z)$. Each line corresponds to $\Phi = 0.8, 0.6, 0.4, 0.2, 0.0, -0.2, -0.4, -0.6, -0.8$. The circle $\rho = 1$ is the horizon. The contour lines are slightly bent like as the membrane solutions in [14, 15]. We see the bent wall near by the black hole.

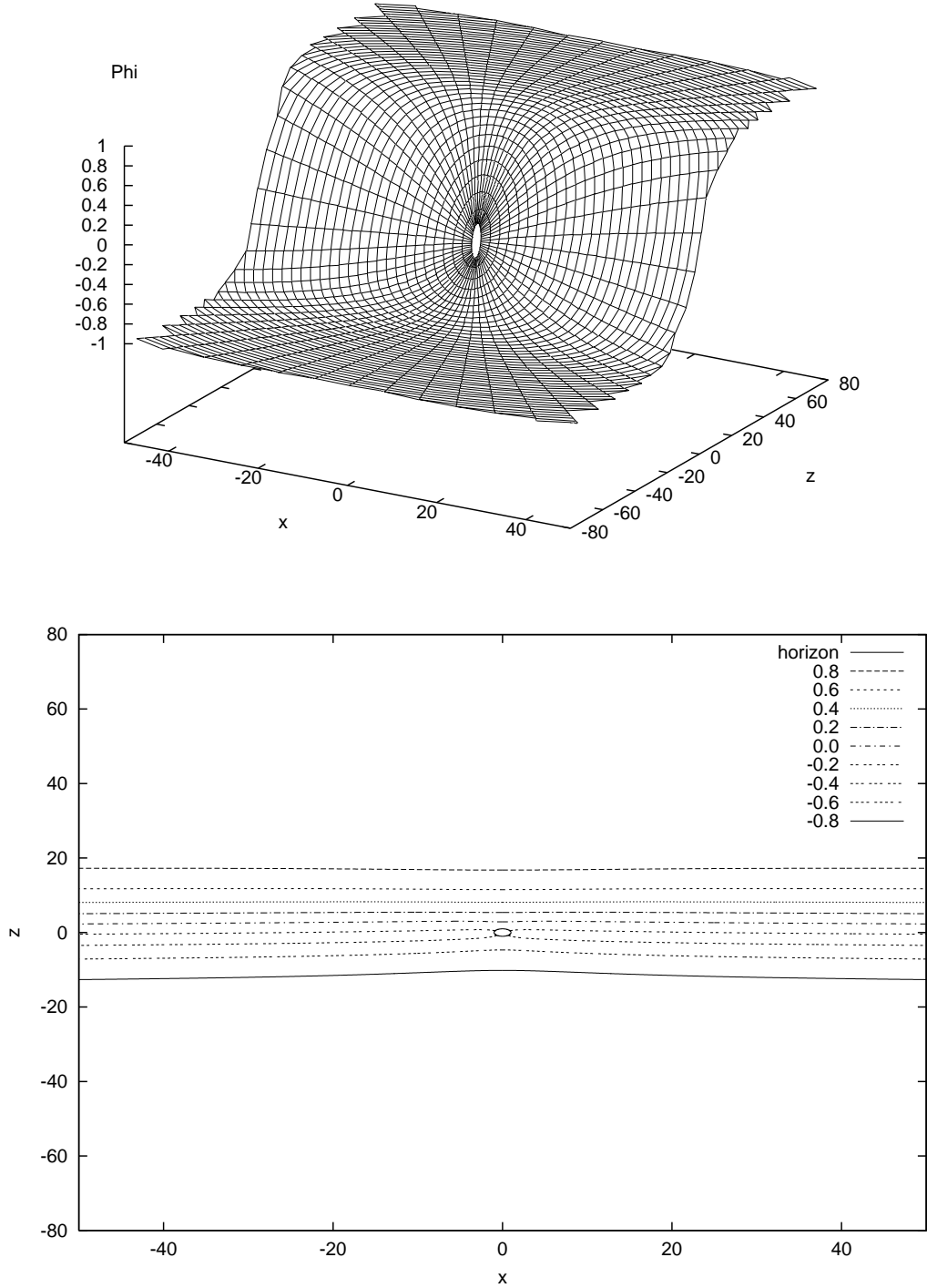


Figure 4: (c) The wall solution $\Phi(x, z)$ whose core surface lies near the black hole but does not intersect the horizon. The upper panel shows the birds eye view of $\Phi(x, z)$. It shows a kink structure localized around $z \sim 1$ with the thickness $w \sim 10$. The lower panel shows the contour plot of $\Phi(x, z)$. Each line corresponds to $\Phi = 0.8, 0.6, 0.4, 0.2, 0.0, -0.2, -0.4, -0.6, -0.8$. The circle $\rho = 1$ is the horizon. We see that the black hole is inside the thick wall.

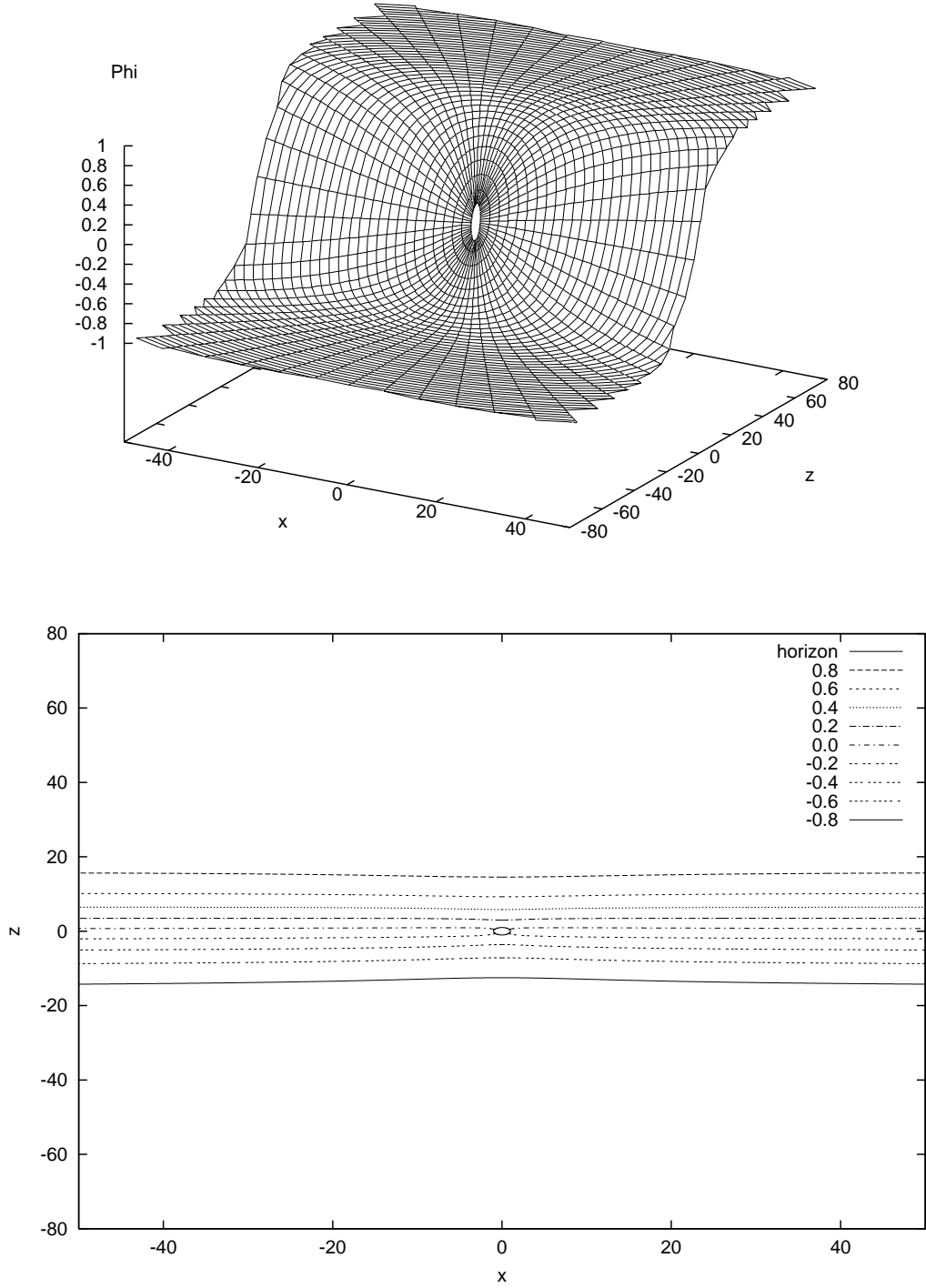


Figure 5: (d) The wall solution $\Phi(x, z)$ whose core surface intersects the horizon. The upper panel shows the birds eye view of $\Phi(x, z)$. It shows a kink structure around the equatorial plane with the thickness $w \sim 10$. The lower panel shows the contour plot of $\Phi(x, z)$. Each line corresponds to $\Phi = 0.8, 0.6, 0.4, 0.2, 0.0, -0.2, -0.4, -0.6, -0.8$. The circle $\rho = 1$ is the horizon. We see that the black hole is inside the thick wall.

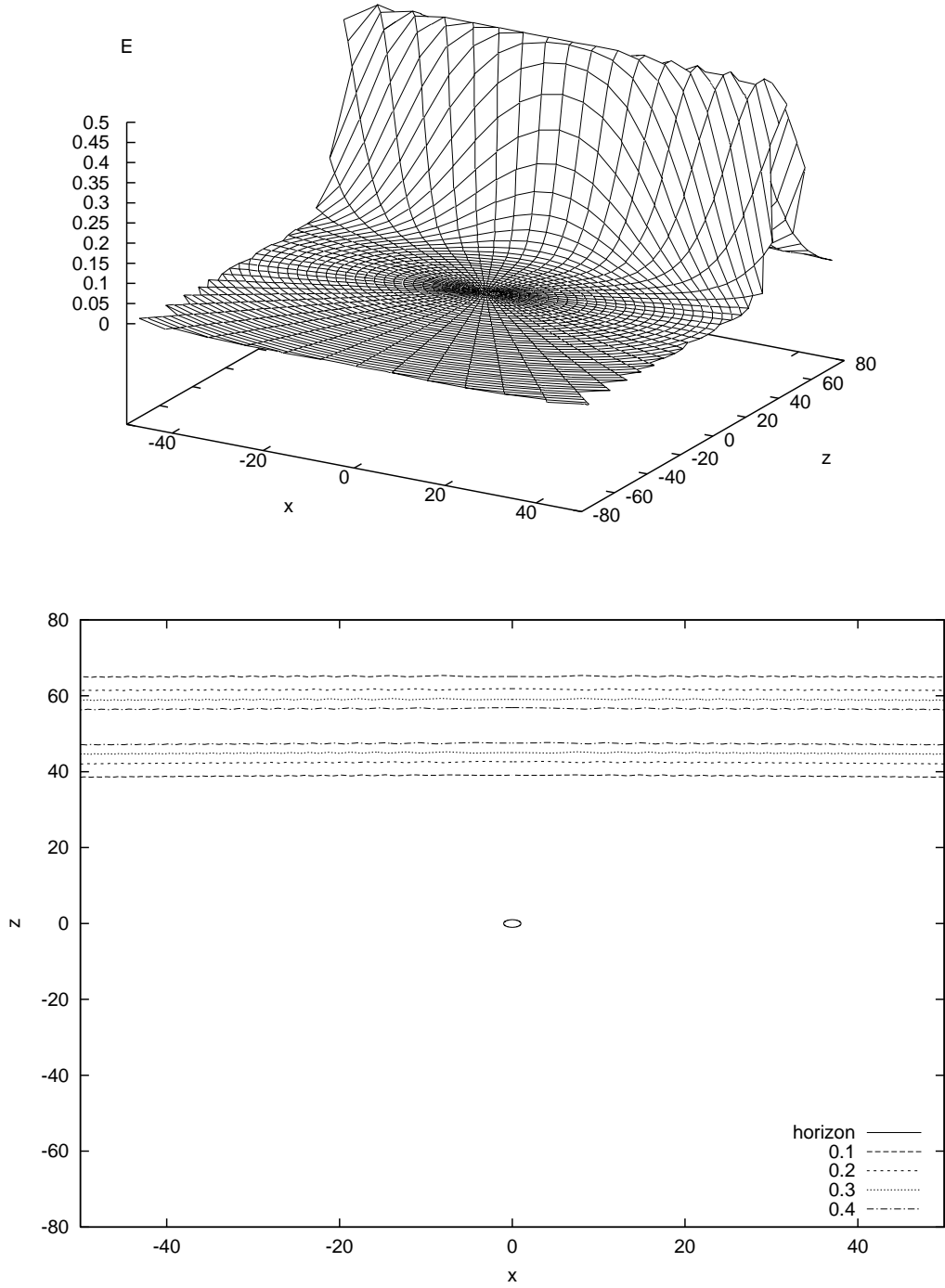


Figure 6: (a) The energy density $E(x, z)$ of the wall solution shown in Fig. 2. The upper panel shows the birds eye view of $E(x, z)$. The almost flat domain wall with the thickness $w \sim 10$ arises far away from the black hole. The lower panel shows the contour plot of $E(x, z)$. Each line corresponds to $E = 0.1, 0.2, 0.3, 0.4$. The circle $\rho = 1$ is the horizon. The energy density distribution is almost homogeneous along the wall.

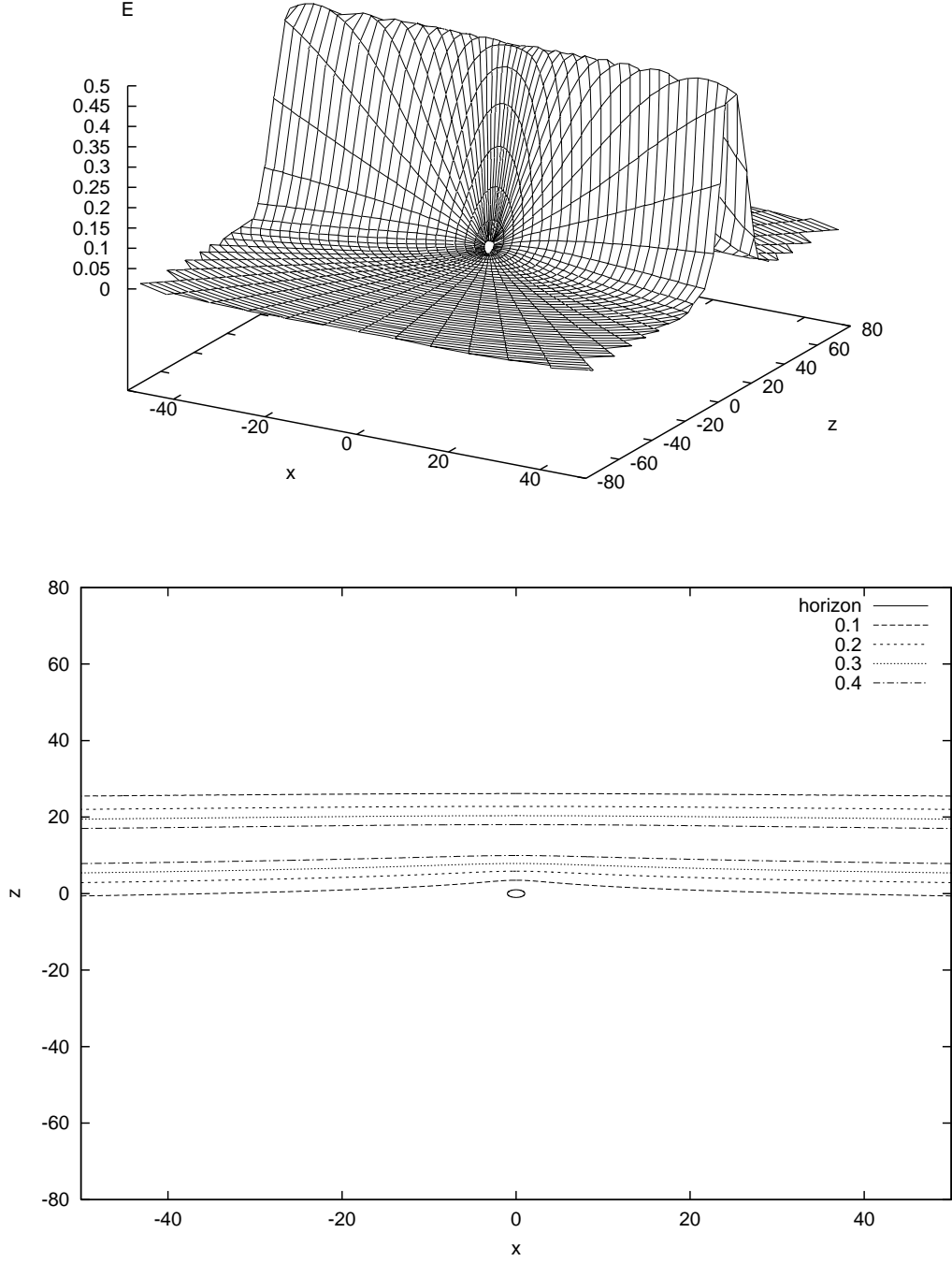


Figure 7: (b) The energy density $E(x, z)$ of the wall solution in Fig. 3. The upper panel shows the birds eye view of $E(x, z)$. The slightly bent wall arises near by the black hole. The lower panel shows the contour plot of $E(x, z)$. Each line corresponds to $E = 0.1, 0.2, 0.3, 0.4$. The circle $\rho = 1$ is the horizon. The energy density distribution is almost homogeneous along the wall.

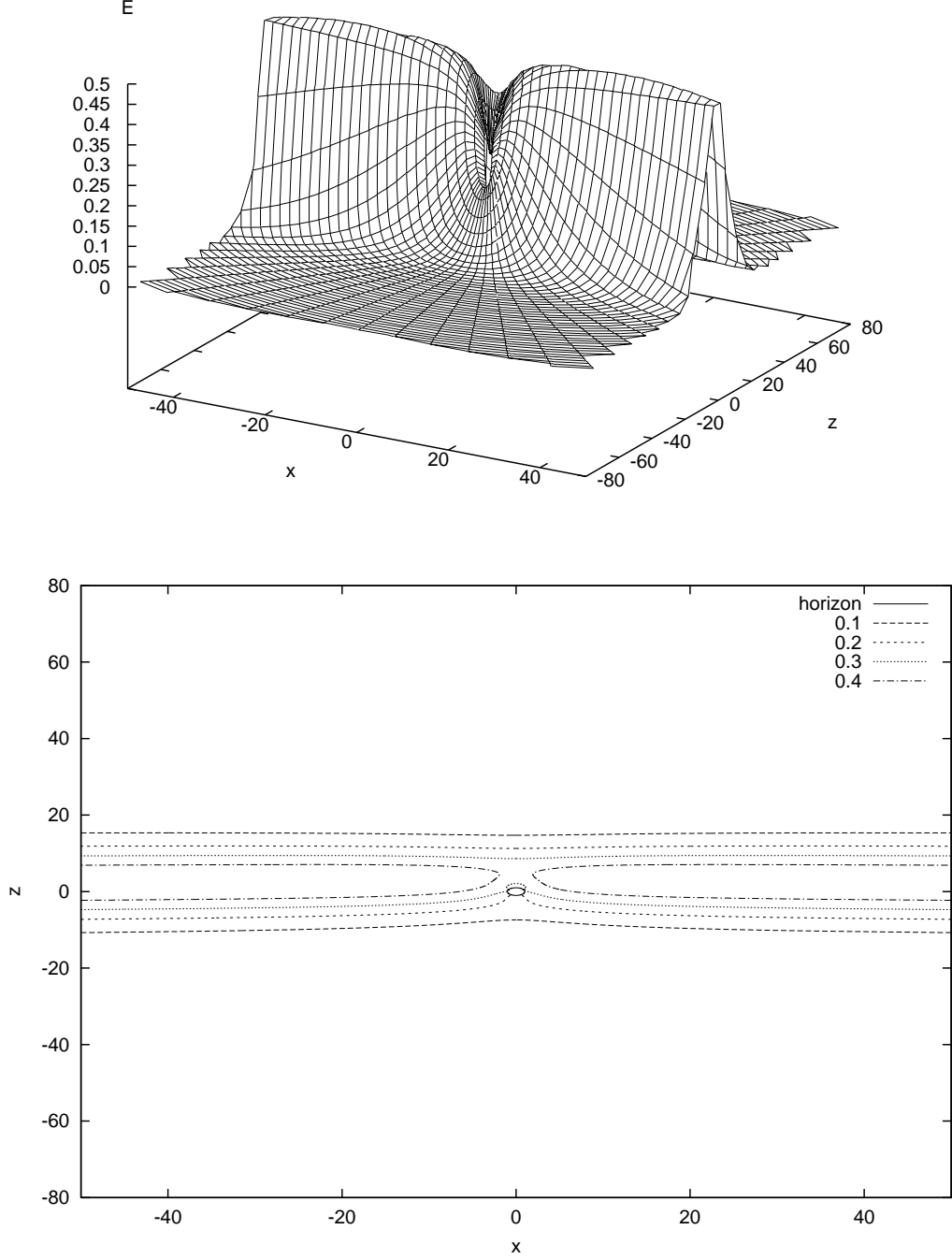


Figure 8: (c) The energy density $E(x, z)$ of the wall solution in Fig. 4. The upper panel shows the birds eye view of $E(x, z)$. We see that the black hole is inside the thick wall. The energy density reduces near the horizon. The lower panel shows the contour plot of $E(x, z)$. Each line corresponds to $E = 0.1, 0.2, 0.3, 0.4$. The circle $\rho = 1$ is the horizon. The energy density distribution near the horizon is not homogeneous along the wall, so that the Nambu–Goto approximation is not applicable to this case.

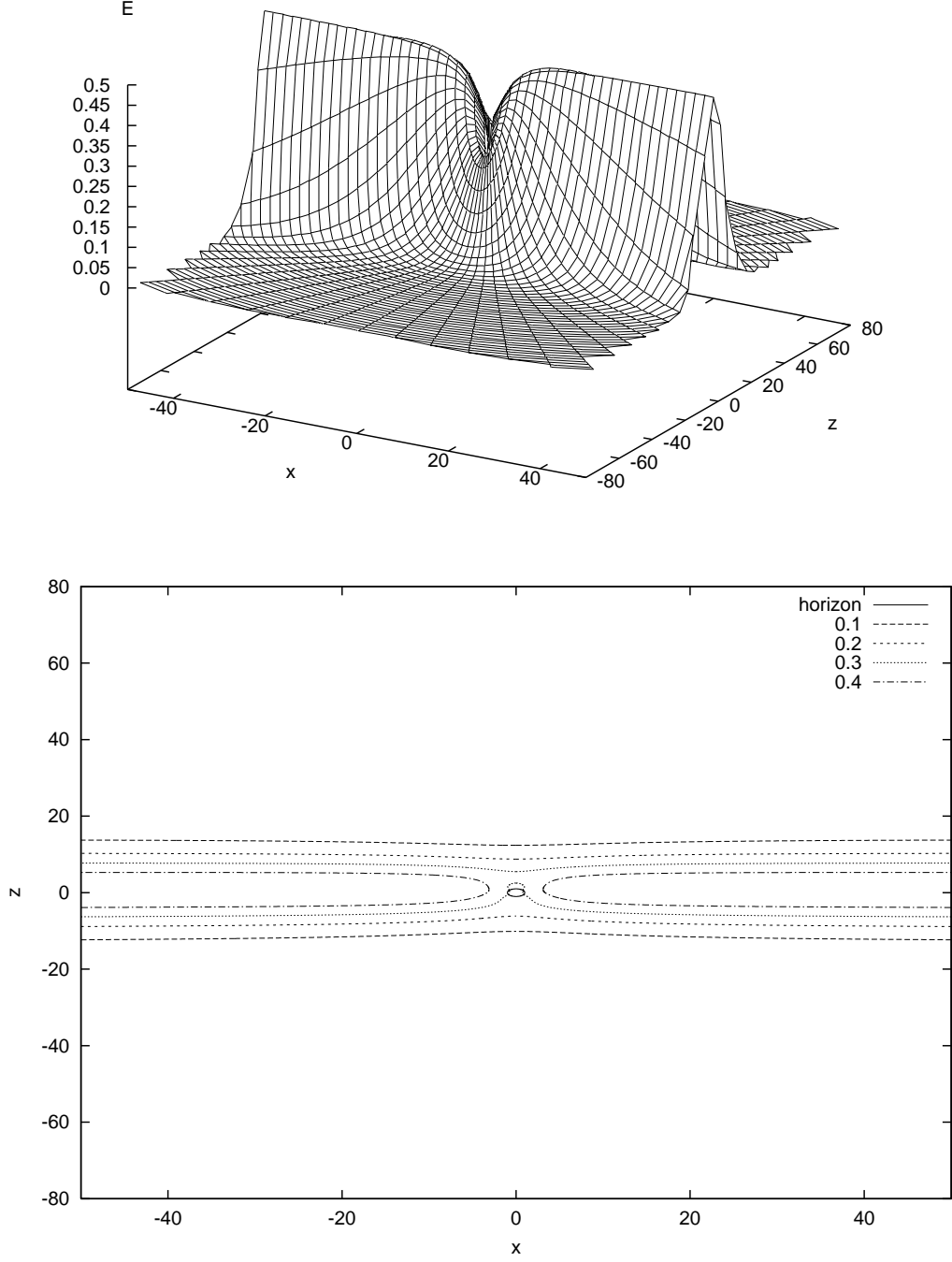


Figure 9: (d) The energy density $E(x, z)$ of the wall solution in Fig. 5. The upper panel shows the birds eye view of $E(x, z)$. We see that the black hole is inside the thick wall. The graph has a similar shape to that of the wall located on the equatorial plane [23]. The lower panel shows the contour plot of $E(x, z)$. Each line corresponds to $E = 0.1, 0.2, 0.3, 0.4$. The circle $\rho = 1$ is the horizon. The energy density distribution near the horizon is not homogeneous along the wall, so that the Nambu–Goto approximation is not applicable to this case.

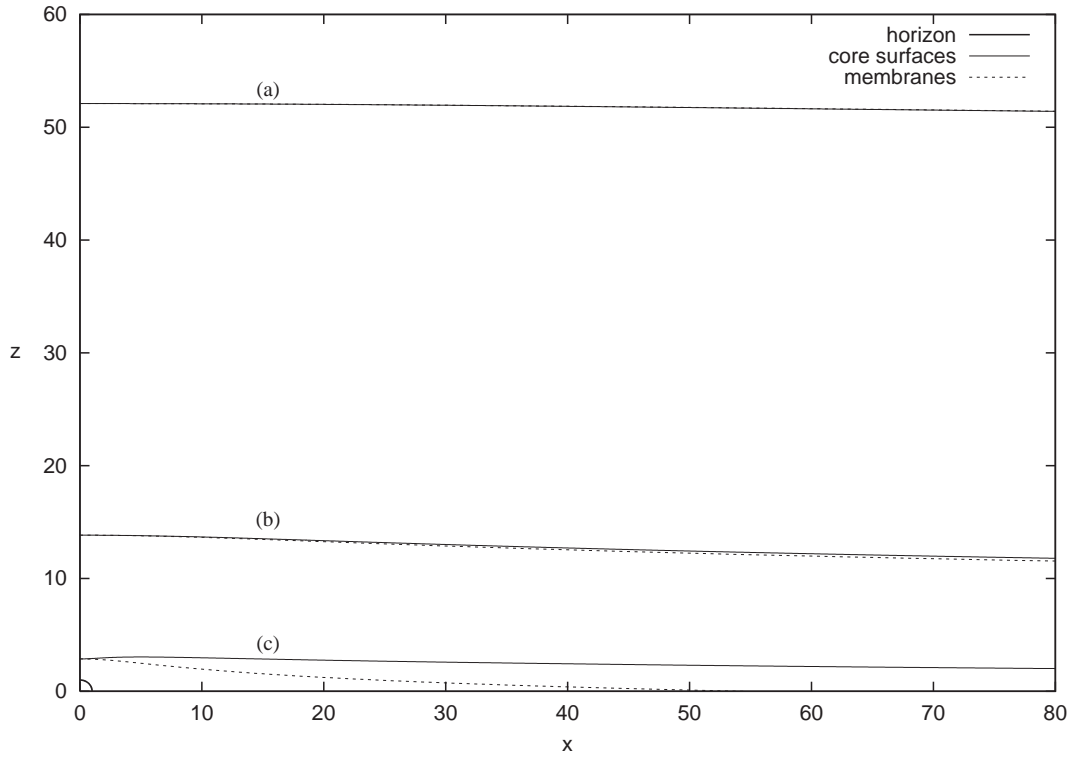


Figure 10: We plot the core surfaces (where $\Phi = 0$) of the three thick wall solutions (a), (b) and (c). For each core surface, a Nambu-Goto membrane tangent to the surface at the point on the symmetry axis is plotted. We see that the membranes well approximate the core surfaces for the walls (a) and (b), but does not for (c). The Nambu-Goto approximation in a black hole spacetime breaks down near the horizon. Here the coordinates (x, z) are isotropic coordinates.

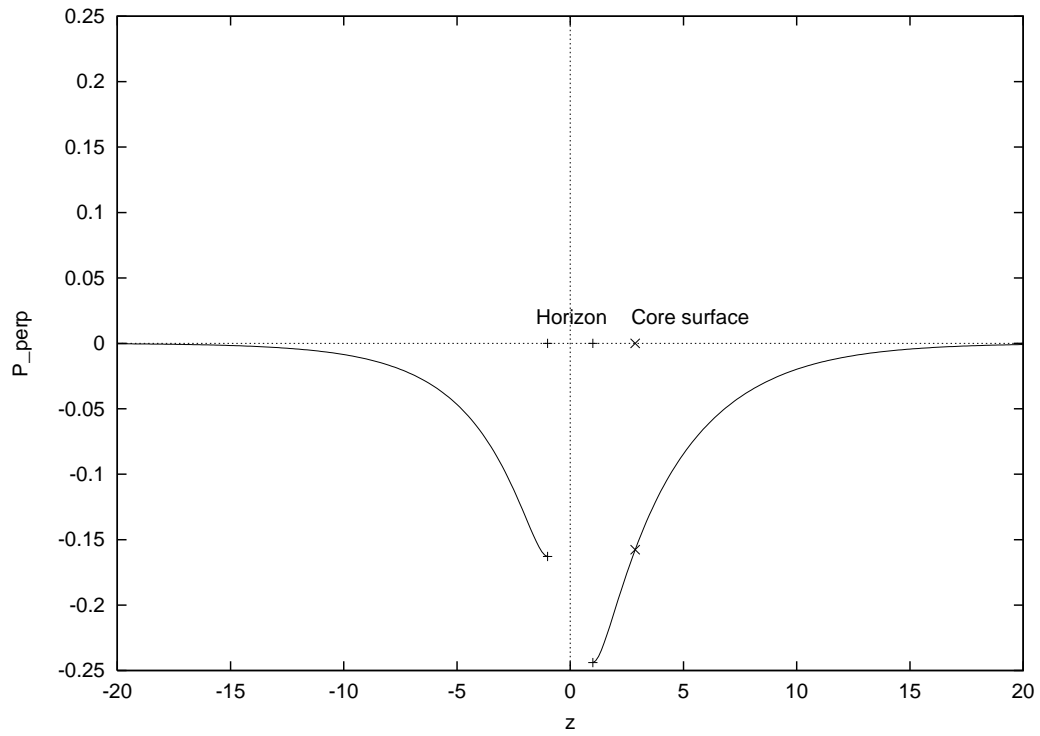


Figure 11: The value of P_{\perp} on the symmetry axis for the wall (c) is plotted. Two lines are split by the event horizon. The position of the core surface is also shown. The P_{\perp} has negative value near the horizon and asymptotes to zero.