

# Probing Strong-Field Scalar-Tensor Gravity with Gravitational Wave Asteroseismology

Hajime Sotani\*

*Research Institute for Science and Engineering, Waseda University,  
Okubo 3-4-1, Shinjuku, Tokyo 169-8555, Japan*

Kostas D. Kokkotas†

*Department of Physics, Aristotle University of Thessaloniki, Thessaloniki 54124, Greece  
Center for Gravitational Wave Physics, 104 Davey Laboratory, University Park, PA 16802, USA.*

(Dated: November 8, 2018)

We present an alternative way of tracing the existence of a scalar field based on the analysis of the gravitational wave spectrum of a vibrating neutron star. Scalar-tensor theories in strong-field gravity can potentially introduce much greater differences in the parameters of a neutron star than the uncertainties introduced by the various equations of state. The detection of gravitational waves from neutron stars can set constraints on the existence and the strength of scalar fields. We show that the oscillation spectrum is dramatically affected by the presence of a scalar field, and can provide unique confirmation of its existence.

PACS numbers: 04.40.Nr, 04.30.Db, 04.50.+h, 04.80.Cc

## 1. INTRODUCTION

A natural alternative/generalisation to general relativity is the scalar-tensor theory in which gravity is mediated by long-range scalar fields in addition to the usual tensor field present in Einstein's theory [1, 2, 3, 4, 5, 6]. Scalar-tensor theories of gravity can be obtained from the low-energy limit of string theory or/and other gauge theories. The existence of scalar fields is crucial in explaining the accelerated expansion phases of the universe e.g. inflation and quintessence. They are viable theories of gravity for a specific range of the function that couples the scalar field to gravity. Still it is not clear how the scalar fields couple to gravity [7, 8], a basic assumption is that the scalar and gravitational fields  $\varphi$  and  $g_{\mu\nu}$  are coupled to matter via an “effective metric”  $\tilde{g}_{\mu\nu} = A^2(\varphi)g_{\mu\nu}$ . The existence of the scalar field has not yet been verified while a number of experiments in the weak field limit of general relativity disproved or set severe limits in the existence and the strength of the scalar fields [6, 9].

The Fierz-Jordan-Brans-Dicke [1, 2, 3] theory assumes that the “coupling function” has the form  $A(\varphi) = \alpha_0\varphi$  i.e. it is characterized by a unique free parameter  $\alpha_0^2 = (2\omega_{\text{BD}} + 3)^{-1}$  and all its predictions differ from those of general relativity by quantities of order  $\alpha_0^2$  [10]. Solar system experiments set strict limits in the value of the Brans-Dicke parameter  $\omega_{\text{BD}}$  i.e.  $\omega_{\text{BD}} \gtrsim 40000$  which suggests a very small  $\alpha_0^2 < 10^{-5}$  see [9, 11, 12, 13]. Damour and Esposito-Farese [10, 14] showed that the predictions of scalar-tensor theories in the strong field might be drastically different from those of general relativity. By studying neutron star models in a simplified version of scalar tensor theory where  $A(\varphi) = \alpha_0\varphi + \beta\varphi^2/2$  they found that for certain values of the coupling parameter  $\beta$  the stellar models develop some strong field effects which induce significant deviations from general relativity. Their claim was based on the difference that one can observe in the properties of neutron stars by the introduction of a scalar field (even if the coupling constant  $\alpha_0$  is very small). Damour and Esposito-Farese described the sudden deviation from general relativity for specific values of the coupling constants as “spontaneous scalarization”. Harada [15] studied in more detail the stability of non-rotating neutron stars in the framework of the scalar-tensor theory and he reported that “spontaneous scalarization” is possible for  $\beta \lesssim -4.35$ . In other words the “spontaneous scalarization” of Damour and Esposito-Farese suggests that weak-field experiments cannot constrain the effect of the scalar fields for the strong-field regime and prompts for alternative measurements. Such measurements can be based, for example, on accurate estimation of the orbital decay of binary systems [14, 16], in the accurate monitoring of gravitational waveforms from neutron stars spiralling into massive black holes [17] or by direct observation of monopolar gravitational radiation during the collapse of compact objects. Collapse simulations have shown that indeed a scalar field can be observed by LIGO/EGO for the specific range of values of  $\beta$  if the event takes place in our Galaxy [18, 19, 20, 21, 22, 23], while

---

\*Electronic address: sotani@gravity.phys.waseda.ac.jp

†Electronic address: kokkotas@auth.gr

the space gravitational wave detector LISA can also provide constraints in the existence of scalar field [17, 24].

Recently, DeDeo and Psaltis [25] suggested that the effects of the scalar fields might be apparent in the observed redshifted lines of the X-rays and  $\gamma$ -rays observed by Chandra and XMM-Newton. Testing strong gravity via electromagnetic observations is a really novel idea, which have been recently extended, by the same authors [26], in suggesting tests via the quasi-periodic oscillations (QPOs).

In this paper we examine whether gravitational wave observations of the oscillation spectra of neutron stars can provide an alternative way of testing scalar-tensor theories. The aforementioned results [10, 15, 25] show that for a specific range of values of the coupling constant  $\beta$ , which are not constrained by the current experimental limits in the weak-field regime, neutron stars can have significantly larger masses and radii. This immediately suggests that the natural oscillation frequencies of the neutron stars will be altered accordingly and a possible detection of gravitational waves from such oscillations will not only probe the existence of the scalar field but might provide a way of estimating its strength.

The estimation of the stellar parameters (mass, radius and equation of state) via their oscillation properties is not a new idea. Helioseismology and asteroseismology are established fields in Astronomy and there is already a wealth of information about the interior of our sun and the stars via this approach. In the late ‘90s it was suggested [27, 28] that the oscillation spectra of neutron stars can reveal in a unique way their properties. The radius, the mass and the equation of state can be easily deduced by an analysis of the oscillation spectrum of the  $f$ ,  $p$  and  $w$ -modes [29]. Moreover, the rotation period of a neutron star can be revealed by the  $r$ -mode oscillations since their frequency is proportional to the rotation rate ( $\omega_{r\text{-mode}} \sim 4\Omega/3$ ). Features such as superfluidity [30] or magnetic fields [31] can reveal their presence via detailed analysis of the gravitational and electromagnetic spectra. Recently, it has been suggested that compact stars with exotic equations of state, such as strange stars, have a spectrum which carries in a unique way their signature [32, 33].

The oscillations of a neutron star in the scalar-tensor theory will produce not only gravitational but also scalar waves [5]. Detectable scalar waves will be a unique probe for the theory, but this might not be the case if the radiated energy is small. Still, we show that there is no need for direct observation of scalar waves, the presence of the scalar field will be apparent in the gravitational wave spectrum, since the spectra will be shifted according to the strength of the scalar field.

The paper is organized as follows. In the next section we present the basic equations for the construction of the unperturbed spherically symmetric stellar models. We also show the effect of the scalar field on the stellar structure. In Section 3 we derive the perturbation equations which will be used for the numerical estimation of the oscillation frequencies. Finally, in Section 4 we discuss the results in connection to gravitational wave asteroseismology. Note that the present study will be based on two equations of state, which have been used earlier [10, 15]. Our aim is to demonstrate the effect of the scalar field in the neutron star oscillation spectra, while more detailed analysis for a wide range of EOS is underway.

## 2. STELLAR MODELS IN SCALAR-TENSOR THEORIES OF GRAVITY

In this section we will study neutron star models in scalar-tensor theory of gravity with one scalar field. This is a natural extensions of Einstein’s theory, in which gravity is mediated not only by a second rank tensor (the metric tensor  $g_{\mu\nu}$ ) but also by a massless long-range scalar field  $\varphi$ . The action is given by [4]

$$S = \frac{1}{16\pi G_*} \int \sqrt{-g_*} (R_* - 2g_*^{\mu\nu} \varphi_{,\mu} \varphi_{,\nu}) d^4x + S_m [\Psi_m, A^2(\varphi) g_{*\mu\nu}], \quad (1)$$

where all quantities with asterisks are related to the “Einstein metric”  $g_{*\mu\nu}$ , then  $R_*$  is the curvature scalar for this metric and  $G_*$  is the bare gravitational coupling constant.  $\Psi_m$  represents collectively all matter fields, and  $S_m$  denotes the action of the matter represented by  $\Psi_m$ , which is coupled to the “Jordan-Fierz metric tensor”  $\tilde{g}_{\mu\nu}$ . The field equations formulated better in the “Einstein metric” but all non-gravitational experiments measure the “Jordan-Fierz” or “physical metric”. The “Jordan-Fierz metric” is related to the “Einstein metric” via the conformal transformation,

$$\tilde{g}_{\mu\nu} = A^2(\varphi) g_{*\mu\nu}. \quad (2)$$

Hereafter, we relate all tilded quantities with “physical frame” and those with asterisk with the “Einstein frame”. From the variation of the action  $S$  we get the field equations in the Einstein frame

$$G_{*\mu\nu} = 8\pi G_* T_{*\mu\nu} + 2 \left( \varphi_{,\mu} \varphi_{,\nu} - \frac{1}{2} g_{*\mu\nu} g_*^{\alpha\beta} \varphi_{,\alpha} \varphi_{,\beta} \right), \quad (3)$$

$$\square_* \varphi = -4\pi G_* \alpha(\varphi) T_*, \quad (4)$$

where  $T_*^{\mu\nu}$  is the energy-momentum tensor in the Einstein frame which is related to the physical energy-momentum tensor  $\tilde{T}_{\mu\nu}$  as follows,

$$T_*^{\mu\nu} \equiv \frac{2}{\sqrt{-g_*}} \frac{\delta S_m}{\delta g_{*\mu\nu}} = A^6(\varphi) \tilde{T}^{\mu\nu}. \quad (5)$$

The scalar quantities  $T_*$  and  $\alpha(\varphi)$  are defined as

$$T_* \equiv T_{*\mu}^{\mu} = T_*^{\mu\nu} g_{*\mu\nu}, \quad (6)$$

$$\alpha(\varphi) \equiv \frac{d \ln A(\varphi)}{d\varphi}. \quad (7)$$

It is apparent that  $\alpha(\varphi)$  is the only field-dependent function which couples the scalar field with matter, for  $\alpha(\varphi) = 0$  the theory reduces to general relativity.

Finally, the law for energy-momentum conservation  $\tilde{\nabla}_\nu \tilde{T}_\mu^\nu = 0$  is transformed into

$$\nabla_{*\nu} T_{*\mu}^\nu = \alpha(\varphi) T_* \nabla_{*\mu} \varphi, \quad (8)$$

and we set  $\varphi_0$  as the cosmological value of the scalar field at infinity. In this paper, for simplicity, we adopt the same form of conformal factor  $A(\varphi)$  as in Damour and Esposito-Farèse[10], which is

$$A(\varphi) = e^{\frac{1}{2}\beta\varphi^2} \quad (9)$$

i.e.  $\alpha(\varphi) = \beta\varphi$  where  $\beta$  is a real number. In the case for  $\beta = 0$ , the scalar-tensor theory reduces to general relativity, while the “spontaneous scalarization” occurs for  $\beta \leq -4.35$  [15].

We will model the neutron stars as self-gravitating perfect fluids, made out of degenerate matter at equilibrium and admitting cold equation of state. Then the metric describing an unperturbed, non-rotating, spherically symmetric neutron star can be written as

$$ds_*^2 = g_{*\mu\nu} dx^\mu dx^\nu = -e^{2\Phi} dt^2 + e^{2\Lambda} dr^2 + r^2(d\theta^2 + \sin^2\theta d\phi^2) \quad (10)$$

where

$$e^{-2\Lambda} = 1 - \frac{2\mu(r)}{r}, \quad (11)$$

while the “potential” function  $\Phi(r)$  will be calculated later. The stellar matter is assumed to be a perfect fluid

$$\tilde{T}_{\mu\nu} = (\tilde{\rho} + \tilde{P}) \tilde{U}_\mu \tilde{U}_\nu + \tilde{P} \tilde{g}_{\mu\nu}. \quad (12)$$

where  $\tilde{U}_\mu$  is the four-velocity of the fluid,  $\tilde{\rho}$  is the total energy density in the fluid frame, and  $\tilde{p}$  is the pressure.

Spherical symmetry simplifies significantly the procedure of constructing stellar models. Using equations (3), (4) and (8), we can obtain the following set of equations for the background configuration [10, 15]

$$\frac{d\mu}{dr} = 4\pi G_* r^2 A^4 \tilde{\rho} + \frac{1}{2} r(r - 2\mu) \Psi^2, \quad (13)$$

$$\frac{d\Phi}{dr} = 4\pi G_* \frac{r^2 A^4 \tilde{P}}{r - 2\mu} + \frac{1}{2} r \Psi^2 + \frac{\mu}{r(r - 2\mu)}, \quad (14)$$

$$\frac{d\varphi}{dr} = \Psi, \quad (15)$$

$$\frac{d\Psi}{dr} = 4\pi G_* \frac{r A^4}{r - 2\mu} \left[ \alpha(\tilde{\rho} - 3\tilde{P}) + r(\tilde{\rho} - \tilde{P}) \Psi \right] - \frac{2(r - \mu)}{r(r - 2\mu)} \Psi, \quad (16)$$

$$\begin{aligned} \frac{d\tilde{P}}{dr} &= -(\tilde{\rho} + \tilde{P}) \left[ \frac{d\Phi}{dr} + \alpha\Psi \right] \\ &= -(\tilde{\rho} + \tilde{P}) \left[ 4\pi G_* \frac{r^2 A^4 \tilde{P}}{r - 2\mu} + \frac{1}{2} r \Psi^2 + \frac{\mu}{r(r - 2\mu)} + \alpha\Psi \right]. \end{aligned} \quad (17)$$

Near the center the background quantities  $\varphi$ ,  $\Psi$ ,  $\Phi$ ,  $\tilde{P}$  and  $\mu$  can be expanded as,

$$\varphi(r) = \varphi_c + \frac{1}{2}\varphi_2 r^2 + O(r^4), \quad (18)$$

$$\Psi(r) = \varphi' = \varphi_2 r + O(r^3), \quad (19)$$

$$\Phi(r) = \Phi_c + \frac{1}{2}\Phi_2 r^2 + O(r^4), \quad (20)$$

$$\tilde{P}(r) = \tilde{P}_c + \frac{1}{2}\tilde{P}_2 r^2 + O(r^4), \quad (21)$$

$$\mu(r) = O(r^3), \quad (22)$$

where the expansion coefficients are given by

$$\Phi_2 = 4\pi G_* A_c^4 \tilde{P}_c, \quad (23)$$

$$\varphi_2 = \frac{4\pi}{3} G_* A_c^4 \alpha_c (\tilde{\rho}_c - 3\tilde{P}_c), \quad (24)$$

$$\tilde{P}_2 = -(\tilde{\rho}_c + \tilde{P}_c)(\Phi_2 + \alpha_c \varphi_2), \quad (25)$$

where  $A_c \equiv A(\varphi_c)$  and  $\alpha_c \equiv \alpha(\varphi_c)$ .

Outside the star, the metric is assumed to be static and spherically symmetric and since we deal with only one scalar field, it gets the form [4]

$$ds_*^2 = -e^\nu dt^2 + e^{-\nu} d\bar{r}^2 + e^{-\nu+\lambda}(d\theta^2 + \sin^2 \theta d\phi^2), \quad (26)$$

$$e^\nu = \left(1 - \frac{a}{\bar{r}}\right)^{b/a}, \quad e^\lambda = \bar{r}(\bar{r} - a), \quad (27)$$

where  $\bar{r}$  is a radial coordinate, given by the following relation

$$r^2 = \bar{r}^2 \left(1 - \frac{a}{\bar{r}}\right)^{1-b/a}. \quad (28)$$

Moreover, in the above metric (27),  $a$  and  $b$  are some constants, which are connected with the total scalar charge  $\omega_A$  and the total ADM mass  $M_{\text{ADM}}$ , i.e.,  $a^2 - b^2 = 4\omega_A^2$  and  $b = 2M_{\text{ADM}}$ . Finally, the asymptotic form, at spatial infinity, for the metric and scalar field will be given as functions of the total ADM mass and the total scalar charge

$$g_{*\mu\nu} = \eta_{\mu\nu} + \frac{2M_{\text{ADM}}}{r} \delta_{\mu\nu} + O\left(\frac{1}{r^2}\right), \quad (29)$$

$$\varphi = \varphi_0 + \frac{\omega_A}{r} + O\left(\frac{1}{r^2}\right), \quad (30)$$

where  $\eta_{\mu\nu}$  is the Minkowskian metric.

By matching this exterior solution and the interior metric, one gets the following relations [10]

$$M_{\text{ADM}} = \frac{R^2 \Phi'_s}{G_*} \left(1 - \frac{2\mu_s}{R}\right)^{1/2} \exp \left[ -\frac{\Phi'_s}{\sqrt{(\Phi'_s)^2 + \Psi_s^2}} \operatorname{arctanh} \left( \frac{\sqrt{(\Phi'_s)^2 + \Psi_s^2}}{\Phi'_s + 1/R} \right) \right], \quad (31)$$

$$\varphi_0 = \varphi_s + \frac{\Psi_s}{\sqrt{(\Phi'_s)^2 + \Psi_s^2}} \operatorname{arctanh} \left[ \frac{\sqrt{(\Phi'_s)^2 + \Psi_s^2}}{\Phi'_s + 1/R} \right], \quad (32)$$

$$\Phi'_s = \frac{1}{2} R \Psi_s^2 + \frac{\mu_s}{R(R - 2\mu_s)}, \quad (33)$$

where the functions with the subscript  $s$  correspond to their actual values at the stellar surface and the prime denotes the derivative with respect to  $r$ . A more general scheme for fixing the asymptotic value of  $\varphi_0$  can be derived using the cosmological model of Damour and Nordtvedt[36], see for example [37]. Still, this approach has been applied for  $\beta > 0$  which is not the subject of our present study.

In order to determine the stellar properties, an additional equation is needed, i.e. the equation of state (EOS). Here we will use a polytropic one given by

$$\tilde{P} = K n_0 m_b \frac{\tilde{n}}{n_0}, \quad (34)$$

$$\tilde{\rho} = \tilde{n} m_b + \frac{\tilde{P}}{\Gamma - 1}, \quad (35)$$

$$m_b = 1.66 \times 10^{-24} \text{ g}, \quad (36)$$

$$n_0 = 0.1 \text{ fm}^{-3}. \quad (37)$$

We have selected  $\Gamma = 2.46$  and  $K = 0.00936$  in agreement with a fitting to tabulated data for EOS A [34], and  $\Gamma = 2.34$  and  $K = 0.0195$  to fit EOS II [35]. In other words the parameters  $\Gamma$  and  $K$  are adjusted to fit the tabulated data from these two realistic equations of state which have been used in earlier studies of the problem [10, 15]. The present study will be constrained to these two EOS since our aim is to demonstrate the effect of the scalar field in the neutron star oscillation spectra while more detailed analysis for a wide range of EOS is underway.

## 2.1. Neutron Star Models

Here we present some typical stellar models for the two equations of state under discussion i.e. EOS A and EOS II. For the construction of the stellar models, there exist three freely specifiable parameters, these are: the constant  $\beta$  of the conformal factor, the value  $\varphi_0$  of the scalar field  $\varphi$  at infinity, and the central density  $\tilde{\rho}_c$ . We will also consider positive values of  $\varphi_0$ , because the basic equations (13) – (17) are symmetric under the reflection  $\varphi \rightarrow -\varphi$ . Also, we will only consider stellar models with  $\beta = -6$  and  $\beta = -8$ , for these range of values the effect of the scalar field is more pronounced. Binary pulsar data already suggest larger values for  $\beta$  i.e.  $\beta \gtrsim -4.5$ , but this work is based on a different framework and the results can be used as an alternative way of constraining the appearance of “spontaneous scalarization” in neutron stars.

In Figure 1 we show stellar models with  $\beta = -6$ . In the left column we plot models for the EOS A and in the right column models for the EOS II. In the two upper panels we plot the ADM mass  $M_{\text{ADM}}$  as functions of the central density, in the two middle panels we plot the value of the scalar field in the center of the star,  $\varphi_c$  as functions of the central density. It is apparent that the effect of the scalar field is pronounced for central densities higher than  $5 \times 10^{14} \text{ gr/cm}^3$ , for lower densities there is no way that one can trace the existence of a scalar field. The lower panel is a “typical” mass-radius relation where one can observe the dramatic effect of the scalar field in the stellar structure. For comparison in every panel the general relativistic stellar models are shown by a solid line (GR).

In Figure 2 we present stellar models for  $\beta = -8$ , the ordering of the graphs is as in Figure 1. Now the effect of the scalar field is more pronounced than before. Its presence can be traced for even lower densities while for higher densities the stellar models divert considerable from those of GR. The effects on the mass and radius are even more dramatic in the mass-radius diagrams in the lower panels.

Finally, in order to stress the effect of the scalar field on the maximum mass of neutron stars we show in two tables the relevant parameters for each EOS. The maximum masses are well beyond the observed values of neutron star. This is also true for the observed redshifts. It is worth mentioning that the redshift of the maximum mass models is quite unaffected by the changes in the central density and the scalar field parameter. Although for these maximum mass models the redshift is unusually large, for the typical models that we will use the surface redshift  $z$  is below the maximum observed redshift which is  $z = 0.35$  [38]. This means that neutron stars of the scalar-tensor theories cannot be excluded by the present electromagnetic observations.

TABLE I: The stellar parameters for models with maximum ADM mass (EOS A).

$\beta$	$\varphi_0$	$M_{\text{ADM}}/M_\odot$	$\tilde{\rho}_c \text{ (g/cm}^3\text{)}$	$R \text{ (km)}$	$\varphi_c$	$M_{\text{ADM}}/R$	$z$
0.00	—	1.655	$3.742 \times 10^{15}$	8.56	—	0.285	0.527
-6.00	0.00	2.054	$3.048 \times 10^{15}$	11.64	0.2676	0.261	0.445
-6.00	0.03	2.462	$3.199 \times 10^{15}$	13.67	0.3269	0.266	0.462
-8.00	0.00	3.010	$3.294 \times 10^{15}$	16.49	0.3338	0.2695	0.473
-8.00	0.03	3.792	$3.317 \times 10^{15}$	20.61	0.3755	0.2717	0.480

TABLE II: The stellar parameters for models with maximum ADM mass (EOS II).

$\beta$	$\varphi_0$	$M_{\text{ADM}}/M_\odot$	$\tilde{\rho}_c$ (g/cm <sup>3</sup> )	$R$ (km)	$\varphi_c$	$M_{\text{ADM}}/R$	$z$
0.00	—	1.946	$2.543 \times 10^{15}$	10.90	—	0.264	0.454
-6.00	0.00	2.423	$2.282 \times 10^{15}$	14.00	0.2724	0.256	0.430
-6.00	0.03	2.896	$2.423 \times 10^{15}$	16.32	0.3307	0.262	0.450
-8.00	0.00	3.529	$2.523 \times 10^{15}$	19.54	0.3366	0.267	0.464
-8.00	0.03	4.442	$2.543 \times 10^{15}$	24.42	0.3792	0.269	0.470

### 3. PERTURBATION EQUATIONS IN THE COWLING APPROXIMATION

In this section we present the perturbation equations for non-radial oscillations of spherically symmetric neutron stars in scalar-tensor theory. We derive the equations, describe the numerical method for getting the spectra and finally we present results for a few characteristic values of the scalar field  $\beta$ . The presentation in this section is quite extended, we have chosen to show all the details of the calculation since this is the first article dealing with the stellar perturbations in scalar-tensor theory and there is a wealth of new functions and notations. We will also keep arbitrary the functional form of the scalar function  $\alpha(\varphi)$  which will be fixed only later during the numerical calculations. In this first investigation we will not consider the full problem but instead we will restrict it to the so called ‘‘Cowling approximation’’. This means that the fluid is perturbed on a fixed background, in this way we freeze the spacetime and scalar field perturbations i.e.  $\delta\tilde{g}_{\mu\nu} = 0$  and  $\delta\varphi = 0$ . The Cowling approximation limits our study to the modes which are directly related to the fluid perturbations i.e the  $f$ ,  $p$  and  $g$ -modes, while we cannot study the emission of gravitational and scalar waves neither the families of the spacetime [39] and scalar modes.

The fluid perturbations will be described by the Lagrangian displacement vector

$$\xi^i = (\xi^r, \xi^\theta, \xi^\phi) = \left( e^{-\Lambda} W, -V \frac{\partial}{\partial \theta}, -\frac{1}{\sin^2 \theta} V \frac{\partial}{\partial \phi} \right) \frac{1}{r^2} Y_{lm} \quad (38)$$

where  $W$  and  $V$  are functions with of  $t$  and  $r$ . The unperturbed 4-velocity  $\tilde{U}^{(B)\mu}$  is

$$\tilde{U}^{(B)\mu} = \left( \frac{1}{A(\varphi)e^\Phi}, 0, 0, 0 \right), \quad (39)$$

hereafter an index ‘‘(B)’’ will denote the unperturbed quantities. The perturbed 4-velocity  $\delta\tilde{U}^\mu$  has the form

$$\delta\tilde{U}^\mu = \left( 0, e^{-\Lambda} \frac{\partial W}{\partial t}, -\frac{\partial V}{\partial t} \frac{\partial}{\partial \theta}, -\frac{1}{\sin^2 \theta} \frac{\partial V}{\partial t} \frac{\partial}{\partial \phi} \right) \frac{1}{A(\varphi)r^2} e^{-\Phi} Y_{lm}. \quad (40)$$

The perturbed energy-momentum tensor  $\delta\tilde{T}_\mu{}^\nu$  in the Cowling approximation gets the form

$$\begin{aligned} \delta\tilde{T}_\mu{}^\nu &= (\delta\tilde{\rho} + \delta\tilde{P})\tilde{g}_{\mu\beta}^{(B)}\tilde{U}^{(B)\beta}\tilde{U}^{(B)\nu} \\ &+ (\tilde{\rho}^{(B)} + \tilde{P}^{(B)})\tilde{g}_{\mu\beta}^{(B)}(\tilde{U}^{(B)\beta}\delta\tilde{U}^\nu + \delta\tilde{U}^\beta\tilde{U}^{(B)\nu}) + \delta\tilde{P}\delta_\mu{}^\nu. \end{aligned} \quad (41)$$

The Lagrangian variation of the baryon number density  $\Delta\tilde{n}$  is

$$\frac{\Delta\tilde{n}}{\tilde{n}} = -\tilde{\nabla}_k^{(3)}\xi^k - \frac{\delta\tilde{g}}{2\tilde{g}^{(B)}}, \quad (42)$$

where  $\tilde{\nabla}_k^{(3)}$  denotes the covariant derivative in a 3-dimensional with metric  $\tilde{g}_{\mu\nu}$  and  $\Delta$  the Lagrangian variation. In this equation, the first term of the right hand side expresses the 3-dimensional divergence of the fluid, and the second term is the amount of the volume change due to the metric perturbation, but because we use the Cowling

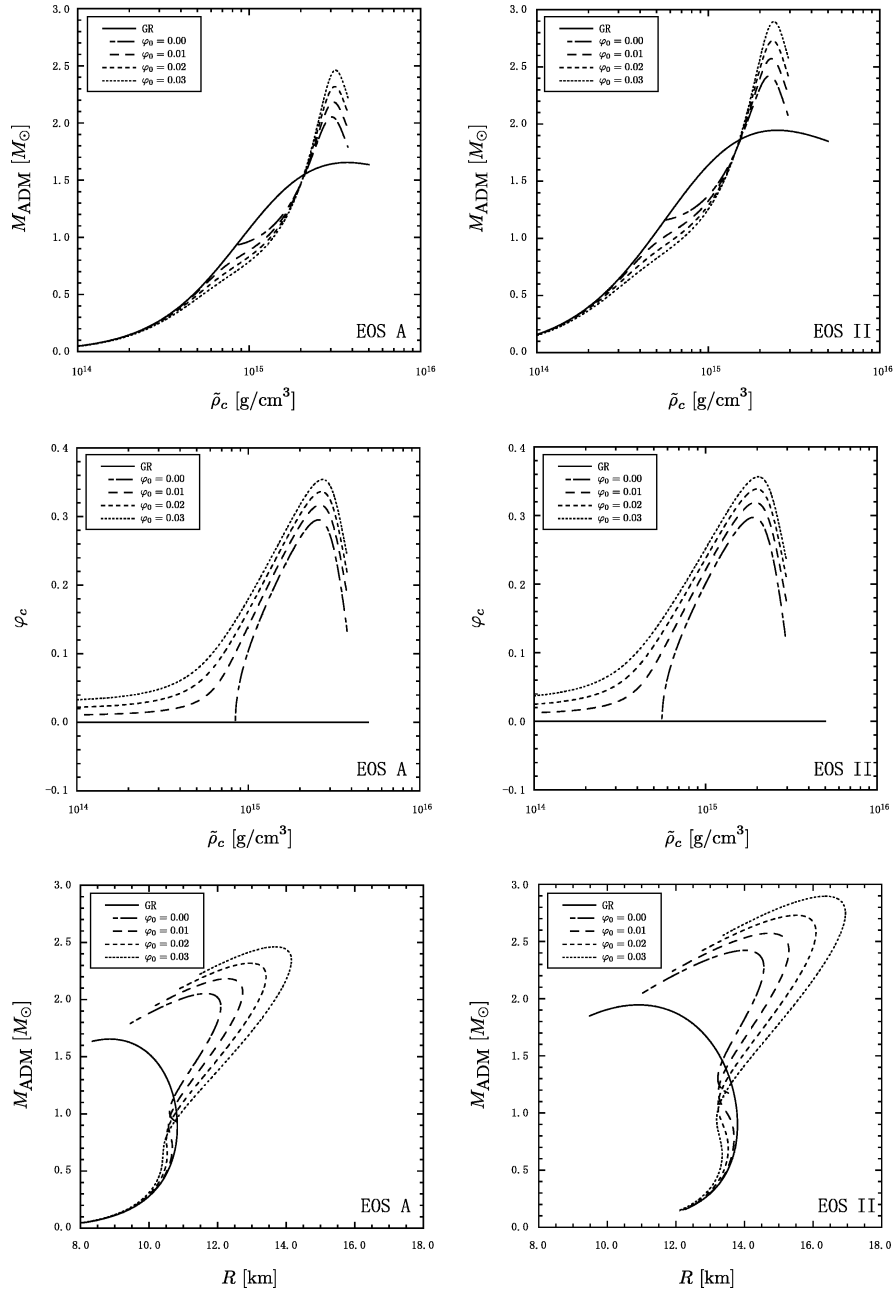


FIG. 1: Stellar models with  $\beta = -6$  are shown. The left column corresponds to models for the EOS A while in the right to models for EOS II. In the upper panels the ADM mass  $M_{\text{ADM}}$  and the value of the scalar field in the center of the star,  $\varphi_c$  are plotted as functions of the central density. The effect of the scalar field is apparent for  $\rho_c \geq 5 \times 10^{14} \text{ gr/cm}^3$ . The lower panel is a mass-radius diagram where the dramatic effect of the scalar field can be observed. In every panel, the general relativistic stellar models are shown by a solid line (GR)

approximation we neglect this second term. By employing the above perturbation variables, equation (42) for the Lagrangian variation of the baryon number density will be written as

$$\frac{\Delta \tilde{n}}{\tilde{n}} = - \left[ \frac{1}{r^2} e^{-\Lambda} \frac{\partial W}{\partial r} + \frac{l(l+1)V}{r^2} + 3\alpha \Psi e^{-\Lambda} \frac{W}{r^2} \right] Y_{lm}. \quad (43)$$

For adiabatic perturbations, using the first law of thermodynamics, we can get the following relation between the

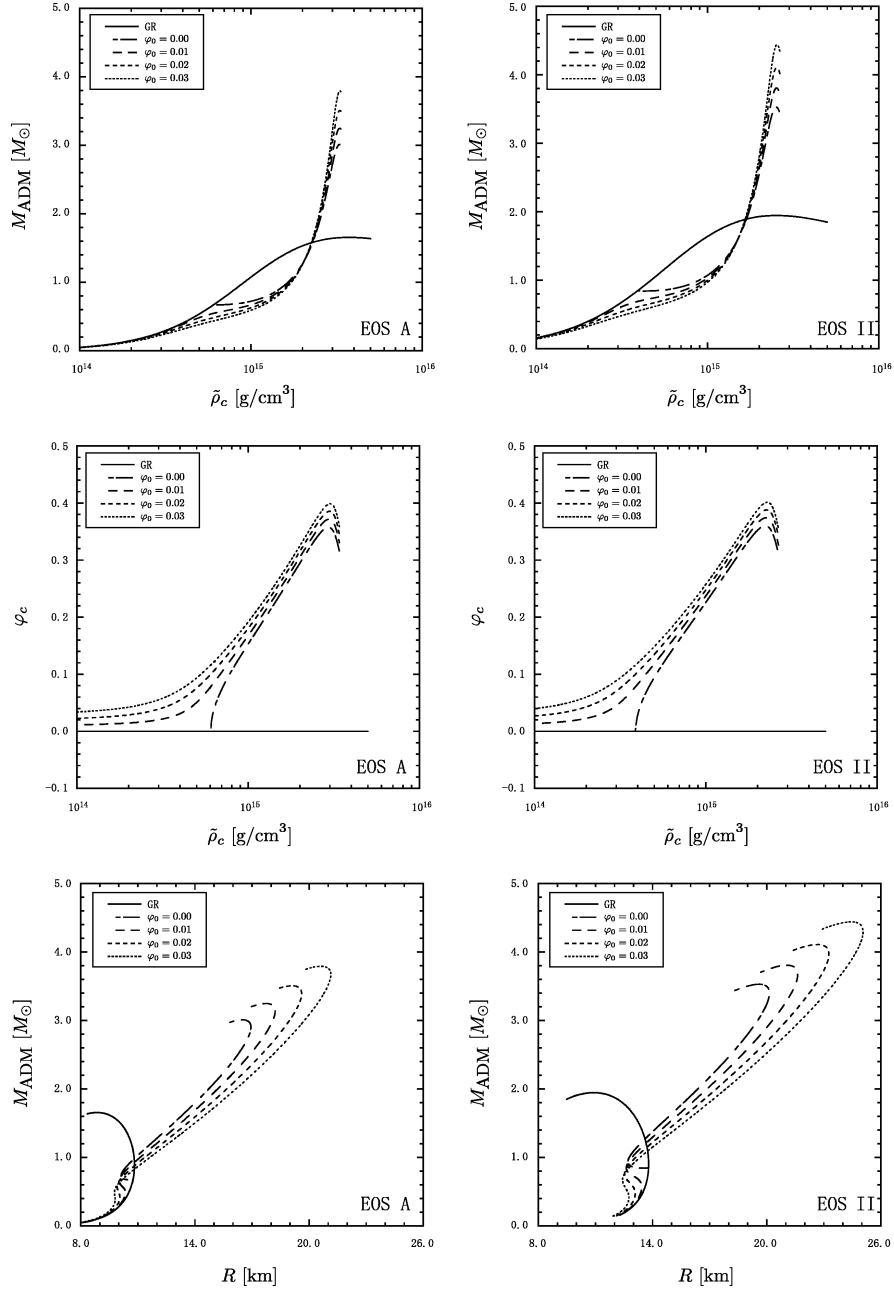


FIG. 2: Stellar models with  $\beta = -8$  are shown. The left column corresponds to models for the EOS A while in the right to models for EOS II. In the upper panels the ADM mass  $M_{\text{ADM}}$  and the value of the scalar field in the center of the star,  $\varphi_c$  are plotted as functions of the central density. The effect of the scalar field is apparent for  $\rho_c \geq 3 \times 10^{14} \text{ gr/cm}^3$ . The lower panel is a mass-radius diagram where the dramatic effect of the scalar field can be observed. In every panel, the general relativistic stellar models are shown by a solid line (GR)

change of the baryon number density and the pressure

$$\Delta \tilde{\rho} = \frac{\tilde{\rho} + \tilde{P}}{\tilde{n}} \Delta \tilde{n}. \quad (44)$$

Therefore we can express the Eulerian density variation  $\delta \tilde{\rho}$  as,

$$\delta \tilde{\rho} = (\tilde{\rho}^{(B)} + \tilde{P}^{(B)}) \frac{\Delta \tilde{n}}{\tilde{n}} - \frac{\partial \tilde{\rho}^{(B)}}{\partial r} e^{-\Lambda} \frac{W}{r^2} Y_{lm}, \quad (45)$$



here we have used the relation between the Lagrangian perturbation  $\Delta$  and Eulerian perturbation  $\delta$

$$\Delta\tilde{\rho}(t, r) = \tilde{\rho}(t, r + \tilde{\xi}^r) - \tilde{\rho}^{(B)}(t, r) \simeq \delta\tilde{\rho} + \frac{\partial\tilde{\rho}^{(B)}}{\partial r}\tilde{\xi}^r. \quad (46)$$

From the definition of the adiabatic constant

$$\gamma \equiv \left( \frac{\partial \ln \tilde{P}}{\partial \ln \tilde{n}} \right)_s = \frac{\tilde{n} \Delta \tilde{P}}{\tilde{P} \Delta \tilde{n}}, \quad (47)$$

we can derive the form of the Eulerian variation of the pressure

$$\delta\tilde{P} = \gamma\tilde{P}^{(B)} \frac{\Delta\tilde{n}}{\tilde{n}} - \frac{\partial\tilde{P}^{(B)}}{\partial r} e^{-\Lambda} \frac{W}{r^2} Y_{lm}. \quad (48)$$

Finally, the combination of equations (44) and (47), provides the standard form of the adiabatic constant

$$\gamma = \frac{\tilde{\rho} + \tilde{P}}{\tilde{P}} \left( \frac{\partial\tilde{P}}{\partial\tilde{\rho}} \right)_s. \quad (49)$$

By taking a variation of the equation for the conservation of energy-momentum  $\tilde{\nabla}_\nu \tilde{T}_\mu{}^\nu = 0$ , we can get the equation describing the perturbations of the fluid in the Cowling approximation

$$\delta\tilde{T}_\mu{}^\nu{}_{,\nu} - \Gamma_{*\mu\nu}^\alpha \delta\tilde{T}_\alpha{}^\nu + \Gamma_{*\alpha\nu}^\nu \delta\tilde{T}_\mu{}^\alpha - \alpha\varphi_{,\mu} \delta\tilde{T}_\nu{}^\nu + 4\alpha\varphi_{,\nu} \delta\tilde{T}_\mu{}^\nu = 0. \quad (50)$$

The analytic form of the above equation for the values of the index  $\mu = 1, 2$  is :

$$\begin{aligned} \tilde{\nabla}_\nu \delta\tilde{T}_1{}^\nu &= 0 \\ \Leftrightarrow (\tilde{\rho} + \tilde{P}) \frac{1}{r^2} e^{\Lambda-2\Phi} \frac{\partial^2 W}{\partial t^2} &- \frac{\partial}{\partial r} \left[ \gamma\tilde{P} \left\{ \frac{1}{r^2} e^{-\Lambda} \frac{\partial W}{\partial r} + \frac{l(l+1)V}{r^2} + 3\alpha\Psi e^{-\Lambda} \frac{W}{r^2} \right\} \right] - \frac{\partial}{\partial r} \left( e^{-\Lambda} \frac{d\tilde{P}}{dr} \frac{W}{r^2} \right) \\ &+ \frac{d\tilde{P}}{dr} \left[ \frac{1}{r^2} e^{-\Lambda} \frac{\partial W}{\partial r} + \frac{l(l+1)V}{r^2} + 3\alpha\Psi e^{-\Lambda} \frac{W}{r^2} \right] - \left( \frac{d\Phi}{dr} + \alpha\Psi \right) e^{-\Lambda} \frac{d\tilde{\rho}}{dr} \frac{W}{r^2} \\ &+ \frac{d\tilde{P}}{dr} \frac{d\tilde{P}}{d\tilde{\rho}} \left[ \frac{1}{r^2} e^{-\Lambda} \frac{\partial W}{\partial r} + \frac{l(l+1)V}{r^2} + 3\alpha\Psi e^{-\Lambda} \frac{W}{r^2} \right] - \left( \frac{d\Phi}{dr} + \alpha\Psi \right) e^{-\Lambda} \frac{d\tilde{P}}{dr} \frac{W}{r^2} = 0. \end{aligned} \quad (51)$$

$$\begin{aligned} \tilde{\nabla}_\nu \delta\tilde{T}_2{}^\nu &= 0 \\ \Leftrightarrow (\tilde{\rho} + \tilde{P}) e^{-2\Phi} \frac{\partial^2 V}{\partial t^2} + \gamma\tilde{P} \left[ \frac{1}{r^2} e^{-\Lambda} \frac{\partial W}{\partial r} + \frac{l(l+1)V}{r^2} + 3\alpha\Psi e^{-\Lambda} \frac{W}{r^2} \right] + e^{-\Lambda} \frac{d\tilde{P}}{dr} \frac{W}{r^2} &= 0. \end{aligned} \quad (52)$$

By assuming a harmonic dependence on time the perturbation functions will be written as  $W(t, r) = W(r)e^{i\omega t}$  and  $V = V(t, r) = V(r)e^{i\omega t}$  and the above system of equations gets the form

$$\begin{aligned} \omega^2(\tilde{\rho} + \tilde{P}) e^{\Lambda-2\Phi} \frac{W}{r^2} + \frac{d}{dr} \left[ \gamma\tilde{P} \left\{ \frac{1}{r^2} e^{-\Lambda} \frac{dW}{dr} + \frac{l(l+1)V}{r^2} + 3\alpha\Psi e^{-\Lambda} \frac{W}{r^2} \right\} \right] + \frac{d}{dr} \left( e^{-\Lambda} \frac{d\tilde{P}}{dr} \frac{W}{r^2} \right) &- \frac{d\tilde{P}}{dr} \left[ \frac{1}{r^2} e^{-\Lambda} \frac{dW}{dr} + \frac{l(l+1)V}{r^2} + 3\alpha\Psi e^{-\Lambda} \frac{W}{r^2} \right] + \left( \frac{d\Phi}{dr} + \alpha\Psi \right) e^{-\Lambda} \frac{d\tilde{\rho}}{dr} \frac{W}{r^2} \\ - \frac{d\tilde{P}}{dr} \frac{d\tilde{P}}{d\tilde{\rho}} \left[ \frac{1}{r^2} e^{-\Lambda} \frac{dW}{dr} + \frac{l(l+1)V}{r^2} + 3\alpha\Psi e^{-\Lambda} \frac{W}{r^2} \right] + \left( \frac{d\Phi}{dr} + \alpha\Psi \right) e^{-\Lambda} \frac{d\tilde{P}}{dr} \frac{W}{r^2} &= 0, \end{aligned} \quad (53)$$

$$-\omega^2 e^{-2\Phi} (\tilde{\rho} + \tilde{P}) V + \frac{\gamma\tilde{P}}{r^2} \left[ e^{-\Lambda} \frac{dW}{dr} + l(l+1)V + 3\alpha\Psi e^{-\Lambda} W \right] + e^{-\Lambda} \frac{d\tilde{P}}{dr} \frac{W}{r^2} = 0. \quad (54)$$

A further simplification, can be achieved, for the first of the above equations by using an appropriate combination of the form  $d(54)/dr - (53)$ , this leads to the equation

$$\begin{aligned} & -\omega^2 \frac{d}{dr} \left[ e^{-2\Phi} (\tilde{\rho} + \tilde{P}) V \right] - \omega^2 (\tilde{\rho} + \tilde{P}) e^{\Lambda-2\Phi} \frac{W}{r^2} \\ & + \frac{d\tilde{P}}{dr} \left[ \frac{1}{r^2} e^{-\Lambda} \frac{\partial W}{\partial r} + \frac{l(l+1)V}{r^2} + 3\alpha\Psi e^{-\Lambda} \frac{W}{r^2} \right] - \left( \frac{d\Phi}{dr} + \alpha\Psi \right) e^{-\Lambda} \frac{d\tilde{\rho}}{dr} \frac{W}{r^2} \\ & + \frac{d\tilde{P}}{dr} \frac{d\tilde{P}}{d\tilde{\rho}} \left[ \frac{1}{r^2} e^{-\Lambda} \frac{\partial W}{\partial r} + \frac{l(l+1)V}{r^2} + 3\alpha\Psi e^{-\Lambda} \frac{W}{r^2} \right] - \left( \frac{d\Phi}{dr} + \alpha\Psi \right) e^{-\Lambda} \frac{d\tilde{P}}{dr} \frac{W}{r^2} = 0. \end{aligned} \quad (55)$$

which can be further simplified by proper substitutions of  $d\tilde{P}/dr$  and  $dW/dr$  from equations (17) and (54)

$$\frac{dV}{dr} = 2 \frac{d\Phi}{dr} V - e^{\Lambda} \frac{W}{r^2}. \quad (56)$$

Thus from equations (54) and (56), we get the following simple system of couple ODEs

$$\frac{dW}{dr} = \frac{d\tilde{\rho}}{d\tilde{P}} \left[ \omega^2 r^2 e^{\Lambda-2\Phi} V + \left( \frac{d\Phi}{dr} + \alpha\Psi \right) W \right] - l(l+1)e^{\Lambda} V - 3\alpha\Psi W, \quad (57)$$

$$\frac{dV}{dr} = 2 \frac{d\Phi}{dr} V - e^{\Lambda} \frac{W}{r^2}, \quad (58)$$

which together with the appropriate boundary conditions at the center and at the surface constitute an eigenvalue problem for the parameter  $\omega$  (the eigenfrequency).

The above system of perturbation equations (57) and (58) near the stellar center gets the following simple form

$$\frac{dW}{dr} + l(l+1)V \approx 0, \quad (59)$$

$$\frac{dV}{dr} + \frac{W}{r^2} \approx 0. \quad (60)$$

with the following set of approximate normal solutions

$$W(r) = Br^{l+1} + \dots, \quad (61)$$

$$V(r) = -\frac{B}{l} r^l + \dots. \quad (62)$$

where  $B$  is an arbitrary constant. The two approximate solutions near the center, Eq. (61) and (62), suggest the introduction of two new perturbation functions,  $W(r) \equiv \bar{W}(r)r^{l+1}$  and  $V(r) \equiv \bar{V}(r)r^l$ . After this change, the approximate solutions near the center become

$$\bar{W}(r) = \bar{W}_c + \frac{1}{2} \bar{W}_2 r^2 + \dots, \quad (63)$$

$$\bar{V}(r) = \bar{V}_c + \frac{1}{2} \bar{V}_2 r^2 + \dots, \quad (64)$$

where  $\bar{W}_c = B$ ,  $\bar{V}_c = -B/l$  and the coefficients  $\bar{W}_2$  and  $\bar{V}_2$  of the second order terms are

$$\bar{V}_2 = \frac{1}{2l+3} \left[ 3\alpha_c \varphi_2 \bar{W}_c + 2(l+3)\Phi_2 \bar{V}_c - \frac{\tilde{\rho}_2}{\tilde{P}_2} \left\{ \omega^2 e^{-2\Phi_c} \bar{V}_c + (\Phi_2 + \alpha_c \varphi_2) \bar{W}_c \right\} \right], \quad (65)$$

$$\bar{W}_2 = 4\Phi_2 \bar{V}_c - (l+2)\bar{V}_2. \quad (66)$$

At the surface, the boundary condition is the vanishing of the Lagrangian perturbation of the pressure  $\Delta\tilde{P} = 0$ . The Lagrangian perturbation of the pressure is described by  $\Delta\tilde{P} = \gamma\tilde{P}\Delta\tilde{n}/\tilde{n}$ , and thus making use of equation (47), we get the following boundary condition at  $r = R$

$$(\tilde{\rho} + \tilde{P}) \left[ \omega^2 e^{-2\Phi} V + e^{-\Lambda} \left( \frac{d\Phi}{dr} + \alpha\Psi \right) \frac{W}{r^2} \right] = 0. \quad (67)$$

For this new functions the system of perturbation equations becomes

$$\frac{d\bar{W}}{dr} = \frac{d\tilde{\rho}}{d\tilde{P}} \left[ \omega^2 e^{\Lambda-2\Phi} r \bar{V} + \left( \frac{d\Phi}{dr} + \alpha\Psi \right) \bar{W} \right] - \frac{l(l+1)}{r} e^{\Lambda} \bar{V} - \left( \frac{l+1}{r} + 3\alpha\Psi \right) \bar{W}, \quad (68)$$

$$\frac{d\bar{V}}{dr} = \left( 2\frac{d\Phi}{dr} - \frac{l}{r} \right) \bar{V} - e^{\Lambda} \frac{\bar{W}}{r}, \quad (69)$$

with following boundary conditions at the center and the surface

$$\bar{W} = -l\bar{V} \quad (\text{at } r = 0), \quad (70)$$

$$\omega^2 e^{-2\Phi} r \bar{V} + e^{-\Lambda} \left( \frac{d\Phi}{dr} + \alpha\Psi \right) \bar{W} = 0 \quad (\text{at } r = R). \quad (71)$$

Equations (68), (69), (70) and (71) form a well posed eigenvalue problem for the real eigenfrequency  $\omega^2$ . Using shooting method we can get in a quite simple way the eigenvalues i.e. the characteristic frequencies of the oscillations. It should notice that the above system of perturbation equations and boundary conditions has been derived for an arbitrary form of the scalar function  $\alpha(\varphi)$ , later in the numerical calculations we will fix its functional form to the one of equation  $\alpha(\varphi)$ .

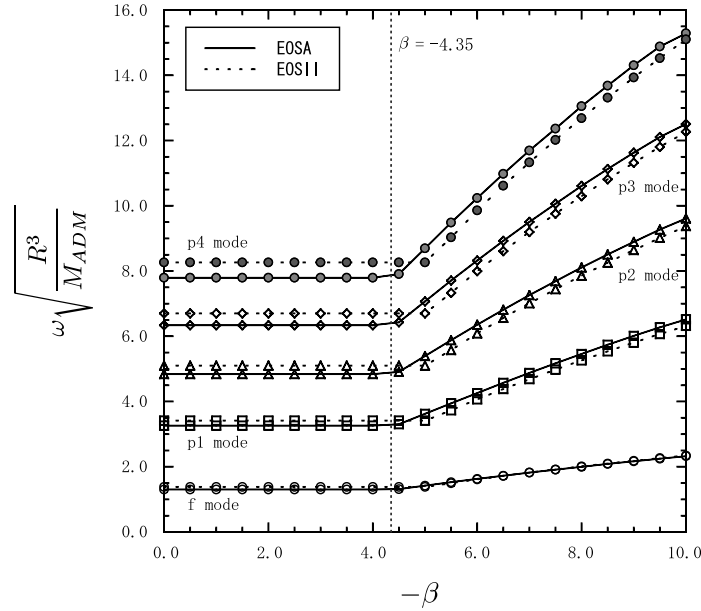


FIG. 3: The normalized eigenvalues  $\omega$  for the first few modes ( $f$ ,  $p_1$ ,  $p_2$ ,  $p_3$  and  $p_4$ ) are shown as functions the parameter  $\beta$  for the equations of state EOS A (solid line) and EOS II (dashed line). The effect of the “spontaneous scalarization” is more pronounced for the higher modes. The asymptotic values of the scalar field and of ADM mass are fixed to the values  $\varphi_0 = 0.0$  and  $M_{ADM} = 1.4M_\odot$ .

### 3.1. The Oscillation Spectra

The spectrum of an oscillating neutron star is directly related to its parameters, mass, radius and EOS [28]. As we have seen in Section 2 the presence of the scalar field on the background star is influencing both the mass and the radius, while in the way that it enters in the equilibrium equations it has a role of an extra pressure term i.e. it seems to alter the actual EOS. As before we will restrict our study only two equations of state i.e. EOS A and EOS II, and we will use models from those described in the previous section 2.1.

First, we will examine the effect of the scalar factor  $\beta$  on the frequency and especially whether the “spontaneous scalarization” can be traced in the spectrum. A discontinuous change in a system, as one varies its parameters, signals

a catastrophic behavior and the so called “spontaneous scalarization” [10] is related to it. Harada [15] shown that in the scalar-tensor theory the value  $\beta = -4.35$  is the critical one for the “spontaneous scalarization”. DeDeo and Psaltis [25] verified that the effects of the scalar field on the line redshifts of neutron stars become pronounced for values  $\beta \lesssim -4.35$ . We show here that the spontaneous scalarization is also present in the oscillation spectra of neutron stars. In order to study this effect we fixed the asymptotic value of the scalar field to  $\varphi_0 = 0.0$  and we constructed a sequence of stellar models with  $M = 1.4M_\odot$  by varying  $\beta$ . In Figure 3 the effect of varying  $\beta$  on the frequencies of the fluid becomes immediately apparent. For values  $\beta \lesssim -4.35$  the frequency gets a sharp change and increases linearly with decreasing  $\beta$  signaling the “spontaneous scalarization”. The effect becomes more pronounced for the higher  $p$ -modes as  $\partial\omega/\partial(-\beta)$  increases with the order of the mode showing the dramatic impact of the “spontaneous scalarization” on the spectrum. By studying the first thirty modes for each equation of state we have actually found that:

$$\frac{\partial\omega_n}{\partial(-\beta)} \approx \frac{n}{4} \quad \text{for } \beta \lesssim -4.35 \quad (72)$$

where  $\omega_n$  is the frequency of the  $n$ th mode. This relation seems to be independent of the equation of state and suggests that a possible tracing (via electromagnetic or gravitational observations) of the higher  $p$ -modes will signal the existence of a scalar field even for small deviations from general relativity.

The idea of a gravitational wave asteroseismology [28, 29] was based on empirical relations that can be drawn for the relation of the stellar parameters to the eigenfrequencies of an oscillating neutron star. These empirical relations were derived by taking into account data for a dozen or more EOS, and it was shown that through these relations one can extract the stellar parameters by analyzing the gravitational wave signal of an oscillating neutron star. The easiest relation to be understood on intuitive physical grounds is the one between the fundamental oscillation mode the  $f$ -mode and the average density. This relation emerges naturally by combining the time that a perturbation needs to propagate across the star and the sound speed, this boils down to a linear relation between the period of oscillation and the average density or the star or better  $\omega^2 \sim M/R^3$ . This was the reason that we have normalized the frequencies in Figure 3 with the average density. According to [28] the empirical relation between the  $f$ -mode frequency and the average density of typical neutron stars is

$$f_{f\text{-mode}}(\text{kHz}) \approx 0.78 + 1.63 \left( \frac{M}{1.4M_\odot} \right)^{1/2} \left( \frac{R}{10\text{km}} \right)^{-3/2} \quad (73)$$

Almost, all EOS follow this empirical relation (including the two EOS used in this article). This observation suggests a

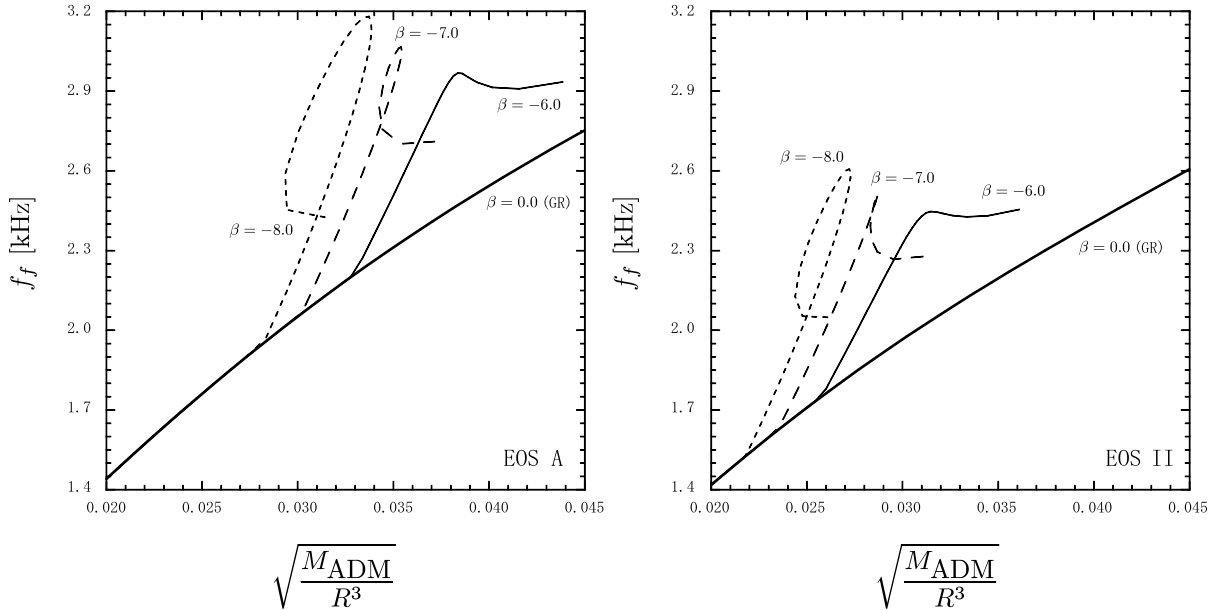


FIG. 4: The frequency of the  $f$ -mode as function of the averaged density  $(M_{\text{ADM}}/R^3)^{1/2}$  of the star (notice that  $f_f = \omega_f/2\pi$ ). The thick solid line corresponds to the values of the mode for  $\beta = 0.0$  (GR) while we also show the effect of the scalar field for three values of the scalar parameter  $\beta$  (-8.0, -7.0 and -6.0). Here we have assumed that  $\varphi_0 = 0.0$ . The left panel corresponds to EOS A and the right panel to EOS II.

unique way in estimating the average density of a star via its  $f$ -mode frequency, and it can be a very good observational test for the neutron stars in scalar-tensor theories. In figure 4 we draw the frequency as function of the averaged density. The actual relations of the frequency of the  $f$ -mode as functions of the average density for general relativistic neutron stars are shown as thick solid lines in both panels of figure 4. Both solid lines correspond to normal neutron stars with  $\beta = 0$  and follow the empirical relation (73) with quite small error. The introduction of a scalar field even in moderate central densities alters completely the behavior of the  $f$ -mode for both EOS. The frequencies grow considerably faster as functions of the average density, for  $\beta \lesssim -4.35$ , and the three examples that we have chosen ( $\beta = -6.0, -7.0$  and  $-8.0$ ) show exactly this behavior. The change is quite dramatic even for typical neutron stars with average density. Depending on the value of the parameter  $\beta$  they become 30–50% larger than those of a general relativistic neutron star. This can be an observable effect, since the detection of frequencies are higher than those expected from a typical neutron star, would signal in a unique way the presence of a scalar field.

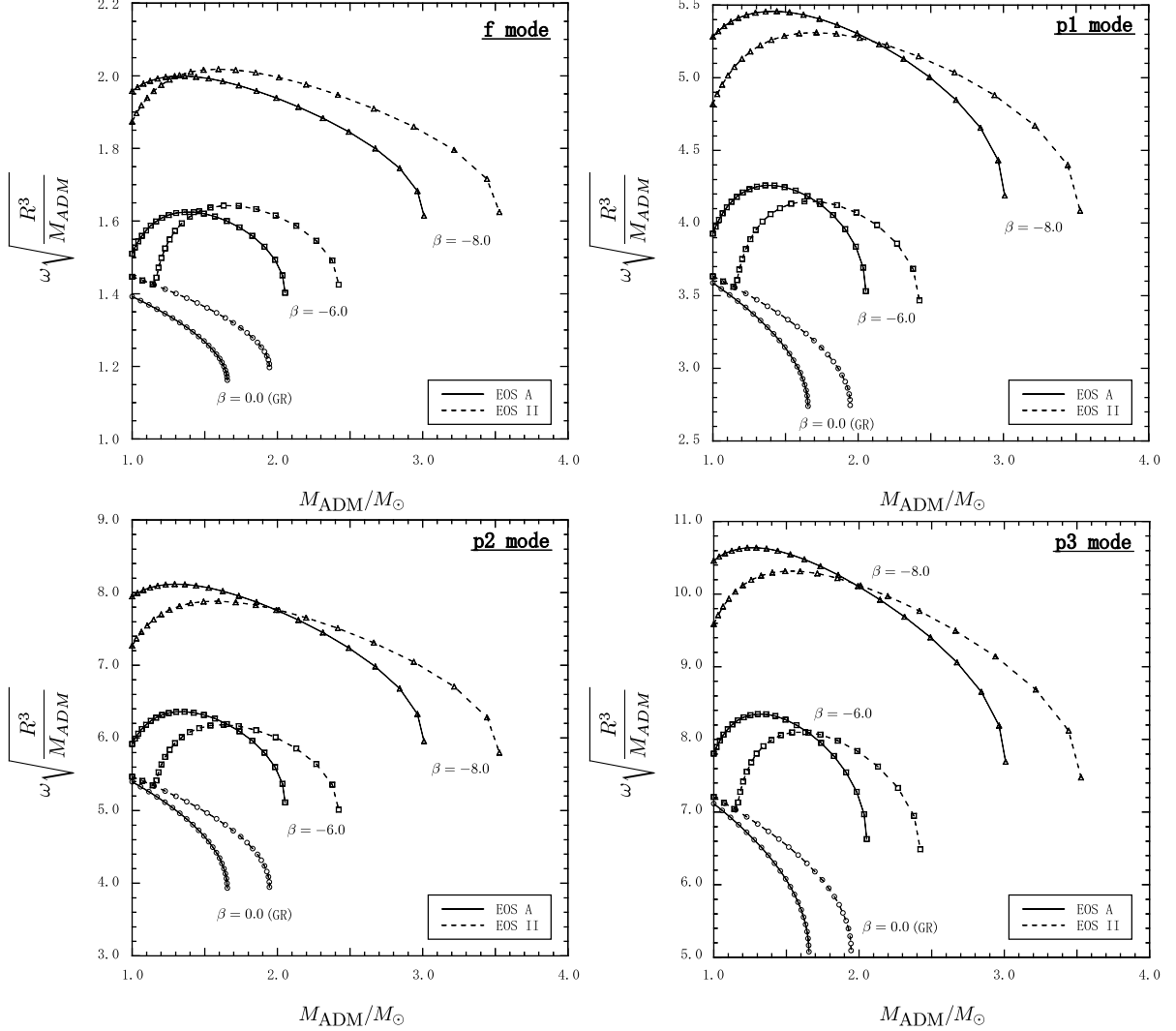


FIG. 5: The normalized frequencies of the first four fluid modes  $f$  (upper-left panel),  $p_1$  (upper-right panel),  $p_2$  (lower-left panel), and  $p_3$  (lower right panel) are plotted as functions of the ADM mass. The results of the two EOS are shown for three values of the scalar parameter  $\beta$  (0, -6 and -8). The asymptotic value of the scalar field is  $\varphi_0 = 0$ .

A careful study of Figure 4 suggests that the observed higher frequencies predicted by scalar-tensor gravity might be attributed to a denser neutron star. This possibility cannot be ruled out if only one mode is observed, but as one can easily find out from Figures 3 and 5 the effect of the scalar field on the higher fluid modes, e.g.  $p_1$ ,  $p_2$  etc are more dramatic, and a synchronous observation of a few modes will not only probe the presence of a scalar field but it might provide a direct estimation of its strength. Concluding the discussion related to Figure 4 we should admit that there is no apparent explanation why the  $f$ -mode frequencies after reaching a maximum either do not increase as the density increases ( $\beta = -6$ ) or even move towards lower frequencies ( $\beta = -7.0$  and  $-8.0$ ).

In the two preceding Figures 3 and 4 we have shown the effect of the varying scalar factor  $\beta$  on the frequency of the modes. In Figure 3 the ADM mass and the asymptotic value of  $\varphi_0$  were fixed while in figure 4 we have studied only one mode (the  $f$ -mode) for fixed  $\varphi_0$ . The next figures show the effect of the scalar field on the frequencies of the  $f$ ,  $p_1$ ,  $p_2$ , and  $p_3$  modes for varying ADM mass or/and the asymptotic value of  $\varphi_0$ . In Figure 5 we plot the value of the normalized frequency of the mode as function of the ADM mass. One can easily observe that the differences due to the presence of the scalar field are really impressive. The models have been chosen to span a range of masses from  $1M_\odot$  up to the maximum allowed mass from each theory. The normalized frequencies in these diagrams show that the imprint of the scalar field is not only apparent but it can influence the spectrum in a dramatic way. For example, for all four oscillation modes ( $f$ ,  $p_1$ ,  $p_2$ , and  $p_3$ ) the normalized frequency of the maximum mass model in GR is *half* of the corresponding frequency to an equal mass model with  $\beta = -8$  or about 40% smaller for  $\beta = -7$ . A very interesting observation is that in contrast to the redshift of the atomic lines[25] which for the maximum mass models is typically smaller than 10% (see Tables I and II) the difference in the frequencies between the models with  $\beta = 0(\text{GR})$  and  $\beta = -8$  is larger than 50%. This figure suggests that a possible observation of more than one mode can clearly signal the existence of the scalar field.

In all previous discussion about the effect of the scalar field on the eigenmode frequencies of the star we have shown results for stellar models for which the asymptotic value of the scalar field was assumed zero. It is still an important question whether the asymptotic value of  $\varphi$  can be traced via the neutron star asteroseismology. The results of a varying  $\varphi_0$  are shown in Figures 6, 7. Figure 6, is similar to Figure 4 but here we have fixed the scalar factor to  $\beta = -6$  and we vary  $\varphi_0$ . In figure 7 we show the dependence of  $f$ ,  $p_1$  and  $p_2$  modes for varying  $\varphi_0$  for the EOS A, the results for EOS II are similar. The last two figures show that the imprint of an asymptotically non-vanishing scalar field can be observed, while its becomes more pronounced for the higher modes. Varying  $\varphi_0$  from 0 to 0.03 we observe frequency variations larger than 10-20%, variations of this order can provide additional constraints on the asymptotic value of the scalar field.

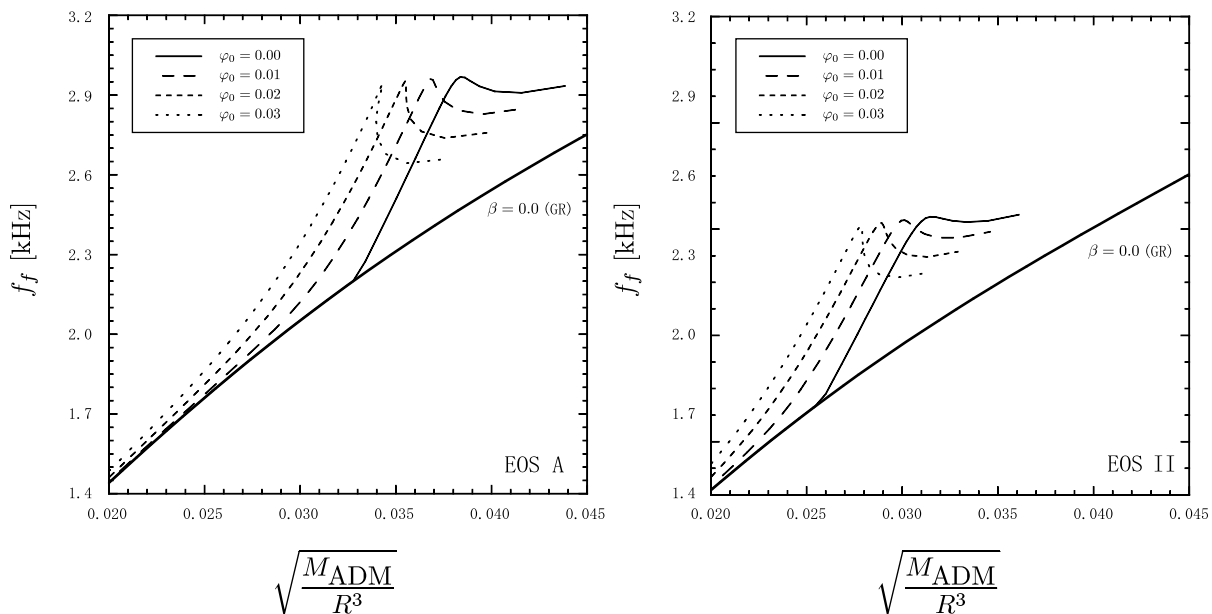


FIG. 6: The frequency of the  $f$ -mode as function of the averaged density  $(M_{\text{ADM}}/R^3)^{1/2}$  of the star (notice that  $f_f = \omega_f/2\pi$ ). The thick solid line corresponds to the values of the mode for  $\beta = 0.0$  (GR), the thinner continuous and dashed lines show the effect of the asymptotic value of the scalar field  $\varphi_0$  for a fixed value of the scalar parameter  $\beta = -6.0$ . The left panel corresponds to EOS A and the right panel to EOS II.

#### 4. CONCLUSIONS

In this paper we have discussed the effect of the scalar-tensor theories on the oscillation spectra of neutron stars. Scalar-tensor theories of gravity are generalizations of general relativity and provide a natural connection to superstring theories [8, 40] as well as to inflation [41]. The presence of a scalar field in the the strong-field regime has already been

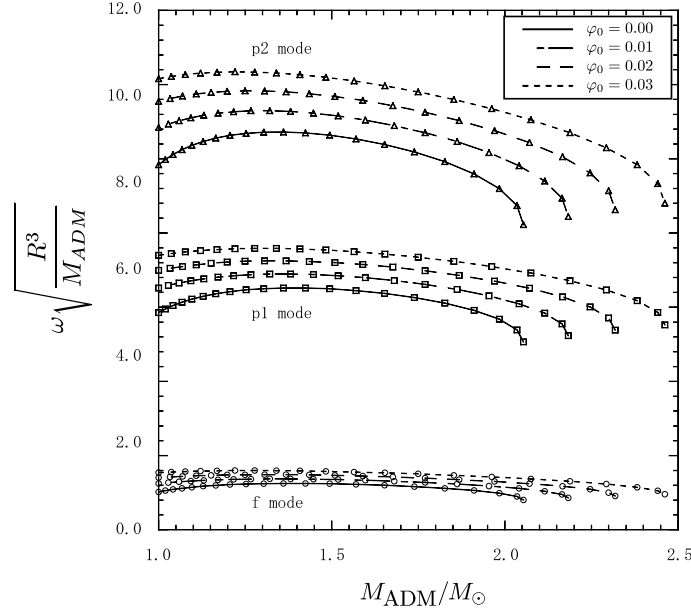


FIG. 7: The dependence of eigenfrequencies on the value of  $\varphi_0$ , where it is fixed  $\beta = -6$  for EOS A. The range of ADM mass is from  $1.0M_{\odot}$  to maximum ADM mass for each  $\varphi_0$ . The open circles, squares and triangles represent the  $f$ ,  $p_1$  and  $p_2$  modes, respectively.

constrained by weak field experiments and here we provide an additional way of testing/constraining their existence via the gravitational wave asteroseismology.

We show that the oscillation frequencies of neutron stars carry very “clean” imprints of the presence of the scalar field. An observation of the neutron star oscillation spectrum via gravitational waves or via electromagnetic signals emanating from or around the surface of a neutron star will not only probe the existence of the scalar field but it might also provide a measurement of its asymptotic value.

In this study we have used the Cowling approximation which, although a restricted way of studying stellar oscillation, has proven to be a very accurate and useful tool in asteroseismology. Still, more detailed study is needed for proper modeling of the effect. The inclusion of metric and scalar field perturbations will result to additional information in the gravitational wave spectrum. The combination of this extra information should provide more accurate constraints on the existence of the scalar field.

### Acknowledgments

We would like to thank G.Esposito-Farèse for his constructive comments and suggestions which improved our understanding of the problem. We would also like to thank N.Andersson, K.Maeda, S.Mizuno and N. Stergioulas for useful discussions. This work was partially supported by a Grant for The 21st Century COE Program (Holistic Research and Education Center for Physics Self-Organization Systems) at Waseda University. KK acknowledges the hospitality of the Institute of Mathematics at the University of Southampton. This work was also partially supported through the Center of Gravitational Wave Physics, which is funded by the NSF number cooperative agreement PHY 01-14375.

- 
- [1] M.Fierz *Helv. Phys. Acta* **29**, 128 (1956)
  - [2] P. Jordan *Z.Phys.* **157**, 112 (1959)
  - [3] C. Brans and R. H. Dicke, *Phys. Rev.* **124**, 925 (1961).
  - [4] T. Damour and G. Esposito-Farèse, *Class. Quantum Grav.* **9**, 2093 (1992).
  - [5] C. M. Will, *Theory and Experiment in Gravitational Physics* (Cambridge University Press, Cambridge, England 1993).
  - [6] C.M.Will *Living Rev. Relativ.* **4:4** (2001), available at <http://www.livingreviews.org/Articles/Volume4/2001-4>.
  - [7] T.Damour, A.M.Polyakov *Nucl. Phys. B* **423**, 532 (1994)

- [8] T.Damour, A.M.Polyakov Gen. Relativ. Gravit. **26**, 1171 (1994)
- [9] G.Esposito-Farese gr-qc/0402007
- [10] T. Damour and G. Esposito-Farèse, Phys. Rev. Lett. **70**, 2220 (1993).
- [11] B. Bertotti, L. Iess, P. Tortora Nature **425** 374 (2003)
- [12] J-M. Gérard and Y. Wiaux, Phys. Rev. D **66**, 024020 (2002)
- [13] V. Boucher, J-M. Gérard, P. Vandersheynst and Y. Wiaux astro-ph/0407208
- [14] T. Damour and G. Esposito-Farèse, Phys. Rev. D **54**, 1474 (1996).
- [15] T. Harada, Phys. Rev. D **57**, 4802 (1998).
- [16] T. Damour and G. Esposito-Farèse, Phys. Rev. D **58**, 042001 (1998)
- [17] P.D. Scharre and C.M. Will, Phys. Rev. D **65**, 042002 (2002)
- [18] M.Shibata, K.Nakao, T.Nakamura Phys. Rev. D **50** 6058 (1994)
- [19] M.A. Scheel, S.L. Shapiro, S.A. Teukolsky Phys. Rev. D **51**, 4236 (1995)
- [20] T.Harada, T.Chiba, K.Nakao, T.Nakamura Phys. Rev. D **55** 2024 (1997)
- [21] M.Saijo, H.Shinkai, K.Maeda Phys. Rev. D **56** 785 (1997)
- [22] J. Novak Phys.Rev. D **57** 4789 (1998)
- [23] J. Novak, J. M. Ibanez Astroph. J. **533** 392 (2000)
- [24] C.M. Will and N. Yunes gr-qc/0403100
- [25] S. DeDeo and D. Psaltis, Phys. Rev. Lett. **90**, 141101 (2003).
- [26] S. DeDeo and D. Psaltis, astro-ph/0405067.
- [27] N. Andersson, K.D. Kokkotas, Phys. Rev. Letters, **77**, 4134 (1996).
- [28] N. Andersson, K.D. Kokkotas, MNRAS, **299**, 1059 (1998).
- [29] K. D. Kokkotas, T. A. Apostolatos and N. Andersson, MNRAS, **320** , 307 (2001)
- [30] N. Andersson and G. Comer, Phys. Rev. Let **87**, 241101 (2001)
- [31] K.D. Kokkotas, P. Laguna, C. Sopuerta *preprint* (2004)
- [32] H. Sotani and T. Harada, Phys. Rev. D, **68**, 024019 (2003).
- [33] H. Sotani, K. Kohri and T. Harada, Phys. Rev. D, **69**, 084008 (2004).
- [34] W. D. Arnett and R. L. Bowers, Astrophys. J. Suppl. **33**, 415 (1977).
- [35] J. Diaz-Alonso and J. M. Ibañez-Cabanell, Astrophys. J. **291**, 308 (1985).
- [36] T. Damour and K. Nordtvedt Phys. Rev. D, **48**, 3436 (1993)
- [37] G. L. Comer and H. Shinkai Class. Quantum Grav., **15**, 669 (1998)
- [38] J.Cottam, F.Paerels, M.Mendez Nature **420**, 51 (2002)
- [39] K.D.Kokkotas, B.F.Schutz MNRAS **255**, 119 (1992)
- [40] C.G. Callan, E.J. Martinec, M.J. Perry and D. Friedan, Nucl.Phys.B **262**, 593 (1985)
- [41] D.La and P.J.Steinhardt Phys. Rev. Lett. **62**, 376 (1989)