

Two Tunnels to Inflation

Anthony Aguirre & Matthew C. Johnson

Department of Physics, University of California, Santa Cruz, California 95064, USA

(Dated: February 8, 2020)

We investigate the formation via tunneling of inflating (false-vacuum) bubbles in a true-vacuum background, and the reverse process. Using effective potentials from the junction condition formalism, all true- and false-vacuum bubble solutions with positive interior and exterior cosmological constant, and arbitrary mass are catalogued. We find that tunneling through the same effective potential appears to describe two distinct processes: one in which the initial and final states are separated by a wormhole (the Farhi-Guth-Guven mechanism), and one in which they are separated by a cosmological horizon. In the zero-mass limit, the first process corresponds to the creation of an inhomogeneous universe from nothing, while the second mechanism is equivalent to the nucleation of true- or false-vacuum Coleman-De Luccia bubbles. Known pathologies that arise in the path integral for the first (wormhole) process are shown not to appear in the second. We compute the probabilities of both mechanisms in the WKB approximation using semi-classical Hamiltonian methods, and find that – assuming both processes are allowed – neither mechanism dominates in all regimes.

PACS numbers: 98.80.Hw, 98.80.Cq

I. INTRODUCTION

It has long been appreciated that in a field theory with multiple vacua – including some models of cosmological inflation – the nucleation of true-vacuum bubbles in a false-vacuum background can and does occur. The study of such transitions, with and without gravity, was pioneered by Coleman and collaborators [1, 2, 3] and has become a large enterprise.

Real understanding of the *reverse* process, nucleation of false-vacuum (inflating) regions in a background of (non-inflating) true-vacuum, has, however, been somewhat more elusive. It has been proposed that this may occur by the same Coleman-DeLuccia (CDL) instanton responsible for true-vacuum nucleation [4, 5, 6], by the tunneling of a small false-vacuum bubble through a wormhole to become an inflating region (the Farhi-Guth-Guven, or ‘FGG’ mechanism) [7, 8, 9], or by thermal activation [10].

This paper comprises the second in a series studying the general process of the nucleation of inflating regions from non-inflating ones. In the first [11] we cataloged and interpreted all single-bubble thin-wall solutions with an interior false-vacuum de Sitter (‘dS’) space, and discovered and investigated an instability in such bubbles to non-spherical perturbations. In this paper we attempt to unify the treatment of both false- and true-vacuum bubble nucleations, via the CDL, FGG, and thermal activation mechanisms, in the thin-wall limit. We find that these can all be studied within a single framework based on the junction condition potentials developed by Guth and collaborators [7, 12] and further generalized by Aurilia et. al. [13]. This allows us to both catalog all true- or false-vacuum bubble spacetimes, and to calculate tunneling exponents using the semi-classical Hamiltonian formalism of Fischler et al. [8, 9].

Understanding the quantum mechanical [31] genesis of

inflating regions is very important in assembling a picture of spacetimes containing fields with multiple false vacua, and in understanding how inflation might have begun in our past. These are related because if inflation can begin from a non-inflating region like our own, then *our* inflationary past may have nucleated from non-inflation, and this raises troubling questions [14, 15] if spawning inflation is less probable than spawning a large homogeneous big-bang region. This is indeed suggested by singularity theorems showing that inflating false vacuum regions must be larger than the *true* vacuum horizon size [16, 17] according to some observers [11]. The FGG mechanism provides a potential loophole [14] because according to an observer in the background true vacuum spacetime, only a region the size of the black hole event horizon is removed.

There have, however, been lingering questions about whether the Farhi-Guth-Guven [7] “tunneling” process can actually occur. The oldest objection is the fact that the euclidean tunneling spacetime is not a regular manifold [7]. A more modern objection comes from holography: in the FGG mechanism, an observer in the background spacetime only sees a small back hole, whereas the inflating region “inside” should be described by a huge number of states [4, 18]. This entropy puzzle was recently considered by Freivogel et. al. [19], who have used the AdS/CFT correspondence to study thin-walled dS bubbles embedded in a background Schwarzschild-Anti-de Sitter space. They find that bubbles containing inflating regions which reside behind a wormhole are represented by mixed states in the boundary field theory. This resolves the entropy puzzle, and also implies that inflating regions hidden behind a wormhole cannot arise from a background spacetime by any unitary process, including tunneling. It does not, however, suggest why semi-classical methods break down, nor how we should interpret the seemingly-allowed tunneling.

The formalism that we outline in this paper allows for a new mechanism which describes tunneling through the same junction condition potential as the FGG mechanism, but does not require the existence of a wormhole. In this mechanism, a small bubble of true or false vacuum, which would classically collapse, instead tunnels to a large bubble that exists outside of the *cosmological* horizon of the background spacetime. Consequently, this mechanism exists only in spacetimes with a positive cosmological constant. The zero-mass limit of this mechanism correctly reproduces the tunneling exponent for both true or false vacuum CDL bubbles [3, 6], and the interpolating Euclidean manifold is regular. In light of the objections to the FGG mechanism, this new process may be an alternative, in which case the formation of inflating false vacuum regions by tunneling is forbidden in flat spacetime. On the other hand, these may just be two competing processes, and we will directly compare the tunneling exponents under this assumption.

In section II, we classify the possible thin-wall true and false one-bubble spacetimes using the effective potential formalism. We then introduce the possible tunneling mechanisms and outline the calculation of the tunneling exponents for the various possibilities in section III. We interpret our results and compare the tunneling rates for the allowed processes in section IV, discuss the Euclidean interpolating manifold in section V, and conclude in section VI.

II. CLASSICAL DYNAMICS OF TRUE AND FALSE VACUUM BUBBLES

We will model the true- and false-vacuum bubbles as consisting of a dS interior with cosmological constant $\Lambda_- > 0$ separated by a thin wall of surface energy density σ from a Schwarzschild de Sitter (SdS) exterior with cosmological constant $\Lambda_+ > 0$. If $\Lambda_- > \Lambda_+$ we will refer to the configuration as a false-vacuum bubble, otherwise it will be denoted a true-vacuum bubble. The exterior metric in the static foliation is given by

$$ds_+^2 = -a_{\text{sds}} dt^2 + a_{\text{sds}}^{-1} dR^2 + R^2 d\Omega^2, \quad (1)$$

$$a_{\text{sds}} = 1 - \frac{2M}{R} - \frac{\Lambda_+}{3} R^2. \quad (2)$$

where M is the usual Schwarzschild mass parameter. The interior metric in the static foliation is

$$ds_-^2 = -a_{\text{ds}} dt^2 + a_{\text{ds}}^{-1} dR^2 + R^2 d\Omega^2, \quad (3)$$

$$a_{\text{ds}} = 1 - \frac{\Lambda_-}{3} R^2, \quad (4)$$

The classical dynamics of thin-walled vacuum bubbles can be determined from the Israel junction conditions,

and the problem has been solved in full generality by Aurilia et. al. [13], building on the work of Guth et. al. [7, 12]. Assuming spherical symmetry, the radius of curvature of the bubble is the only dynamical variable, so Einstein's equations yield just one equation of motion:

$$\beta_{\text{ds}} - \beta_{\text{sds}} = 4\pi\sigma R, \quad (5)$$

where

$$\beta_{\text{ds}} \equiv -a_{\text{ds}} \frac{dt}{d\tau}, \quad \beta_{\text{sds}} \equiv a_{\text{sds}} \frac{dt}{d\tau}. \quad (6)$$

Here, a is the metric coefficient in dS or SdS, and τ is the proper time of an observer on the bubble wall. The sign of β is determined by the trajectory because $dt/d\tau$ could potentially be positive or negative.

A. Effective potentials

A set of dimensionless coordinates can be defined, in which Eq. 5 can be written as the equation of motion of a particle of unit mass in a one dimensional potential. Let:

$$z = \left(\frac{L^2}{2M} \right)^{\frac{1}{3}} R, \quad T = \frac{L^2}{2k} \tau, \quad (7)$$

where M is the mass appearing in the SdS metric coefficient, and

$$k = 4\pi\sigma, \quad (8)$$

$$L^2 = \frac{1}{3} \left[\left(\Lambda_- + \Lambda_+ + 3k^2 \right)^2 - 4\Lambda_+ \Lambda_- \right]^{\frac{1}{2}}. \quad (9)$$

With these definitions, Eq. 5 becomes

$$\left[\frac{dz}{dT} \right]^2 = Q - V(z), \quad (10)$$

where the potential $V(z)$ and energy Q are

$$V(z) = - \left[z^2 + \frac{2Y}{z} + \frac{1}{z^4} \right], \quad (11)$$

with

$$Y = \frac{1}{3} \frac{\Lambda_+ - \Lambda_- + 3k^2}{L^2}, \quad (12)$$

and

$$Q = - \frac{4k^2}{(2M)^{\frac{2}{3}} L^{\frac{8}{3}}}. \quad (13)$$

Note that a small negative Q corresponds to a large mass, so that even between $-1 < Q < 0$ the mass can be arbitrarily large. The scale of all quantities of interest is set

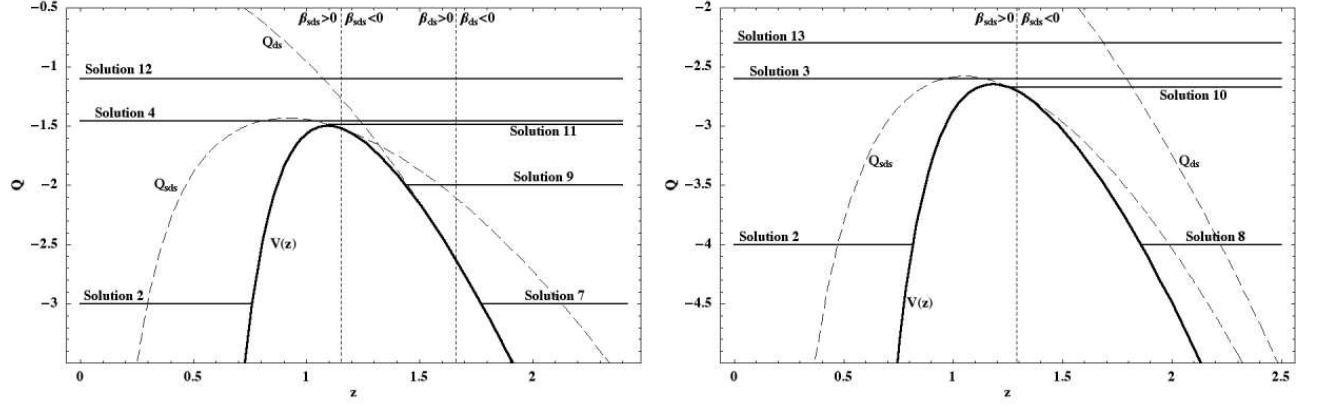


FIG. 1: Potential for false-vacuum bubbles with $B < 3(A-1)$. The diagram on the left is for $(A=9, B=15)$. The diagram on the right is for $(A=2.9, B=3)$, which is an example of a case where there is no β_{ds} sign change ($B < A+3 < 3(A-1)$). The two dashed lines labeled Q_{sds} and Q_{ds} represent the exterior and interior horizon crossings respectively. The vertical dotted lines denote the regions in which β_{sds} and β_{ds} are positive and negative. Various trajectories are noted.

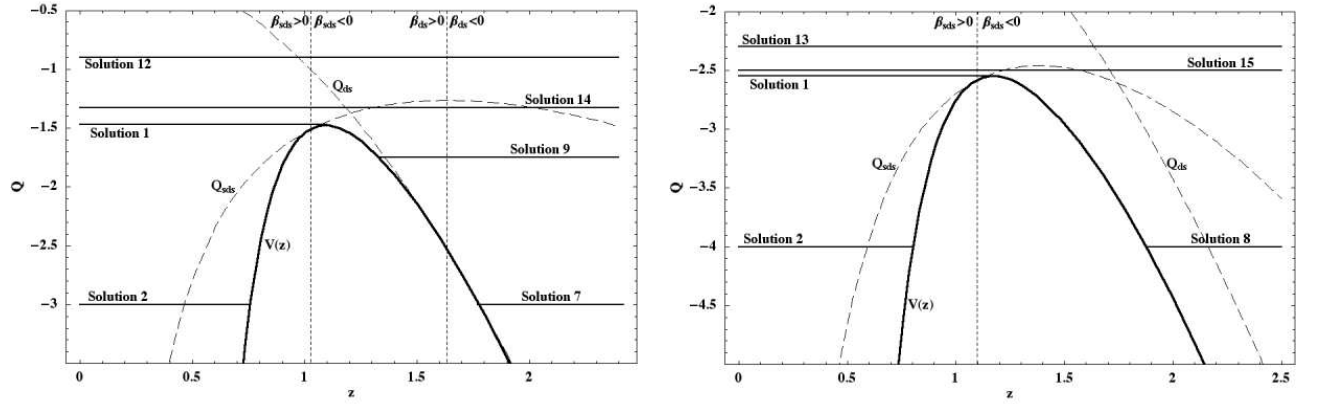


FIG. 2: Potential for false-vacuum bubbles with $B > 3(A-1)$. The diagram on the left is for $(A=1, B=6)$. The diagram on the right is for $(A=1, B=2)$, which is an example of a case where there is no β_{ds} sign change ($3(A-1) < B < A+3$). For these choices of parameters, the sign change in β_{sds} occurs to the left of the maximum in the potential. Various trajectories are noted.

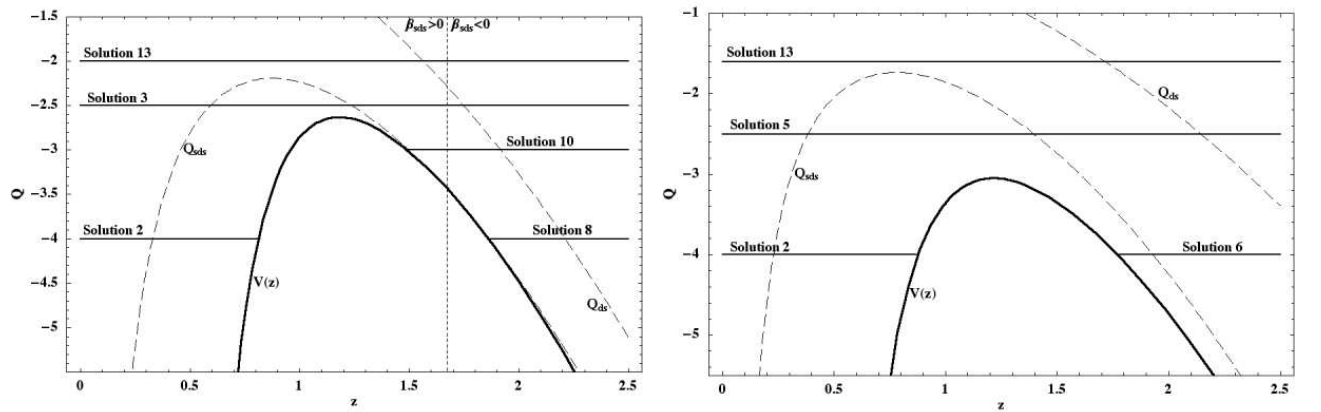


FIG. 3: Potential for true-vacuum bubbles with $A > \frac{B}{3} + 1$. The diagram on the left is for $(A=7, B=6)$, which is an example of a case where there is a β_{sds} sign change ($A < B+3$). The diagram on the right is for $(A=14, B=8)$, which contains no β_{sds} sign change ($A > B+3$). Various trajectories are noted.

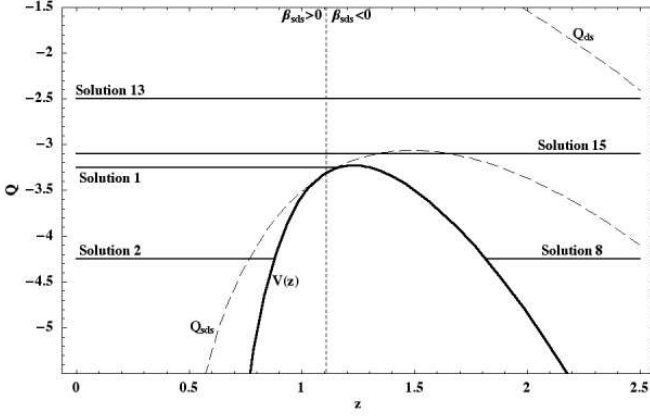


FIG. 4: Potential for true-vacuum bubbles with ($A = .6$, $B = .5$), corresponding to the case where $A < \frac{B}{3} + 1 < B + 3$. Various trajectories are noted.

by some power of the bubble wall surface energy density (k) if the interior and exterior cosmological constants are written in terms of k^2 as

$$\Lambda_+ = Ak^2, \quad \Lambda_- = Bk^2. \quad (14)$$

From the constant- Q trajectories in the presence of the potential of Eq. 11, one can construct the full one-bubble spacetimes [7, 11, 12]. Shown in Fig. 1 is an example of two of the possible potential diagrams. In addition to the potential Eq. 11, there are other landmarks in Fig. 1. Intersections with the dashed line Q_{ds} (which is obtained by solving $a_{ds} = 0$ for Q) as one moves along a line of constant Q represent a crossing of either the past or future horizon of the interior dS spacetime. Every intersection with the dashed line Q_{sds} represents a horizon crossing in the SdS spacetime (this could represent either the past- or future-black hole or cosmological horizons). It can be shown [13] that β_{ds} and β_{sds} are monotonic functions of z , which will have zeros where Q_{ds} or Q_{sds} intersect the potential. These points demarcate sign changes in β_{ds} or β_{sds} , and are denoted by the vertical dotted lines in Fig. 1.

For there to be a β_{ds} sign change, Y in Eq. 12 must be in the range $-1 \leq Y < 0$ [13], which yields the condition that $B > A + 3$ if a sign change is to occur. This inequality shows that β_{ds} does not change sign for true vacuum bubbles ($A > B$). For there to be a β_{sds} sign change, the function

$$\tilde{Y} = \frac{1}{3} \frac{\Lambda_+ - \Lambda_- - 3k^2}{L^2} \quad (15)$$

must be in the range $-1 \leq \tilde{Y} < 0$ [13], which yields the condition that $B > A - 3$ if a β_{sds} sign change is to occur. If a β_{sds} sign change does exist, it can occur to the left (if $B > 3(A - 1)$) or right ($B < 3(A - 1)$) of the maximum in the potential [11]. Given these conditions, there are a total of seven qualitatively different potential diagrams

to consider, examples of which are shown in Figs. 1, 2, 3, and 4.

B. Conformal diagrams

The one-bubble spacetimes, represented by lines of constant Q , are shown in Figs. 5, 6, and 8. The shaded regions of the conformal diagrams shown in the left column cover the interior of the vacuum bubble. The shaded regions of the diagrams in the right column cover the spacetime outside the bubble. The conformal diagrams in each row are matched along the bubble wall (solid line with an arrow). For solutions with qualitatively similar SdS diagrams, the various options for the dS interior are connected by labeled solid lines.

The conformal diagrams shown in Fig. 5 are all solutions in which the bubble wall remains to the right of the wormhole of the SdS conformal diagram. The bound solutions, Solutions 1 and 2, exist for both true- and false-vacuum bubbles. For false-vacuum bubbles, they represent a regime in which the inward pressure gradient and bubble wall tension dominate the dynamics, causing the bubble to ultimately contract. In the case of true-vacuum bubbles, this corresponds to cases where the wall tension overwhelms the outward pressure gradient.

In the monotonic Solutions 3-5 of Fig. 5 the bubble wall has enough kinetic energy to reach curvatures comparable to the exterior horizon size, at which time the bubble cannot collapse. Solutions 3 and 4 represent either true- or false-vacuum bubbles where the wall tension and/or the inward pressure gradient causes the wall to accelerate towards $r = 0$, but which are saved from collapse by the expansion of the exterior spacetime. Solution 5 exists only for true-vacuum bubbles, and describes a solution which accelerates away from the origin due to the outward pressure gradient while also being pulled out of the cosmological horizon by the expansion of the exterior spacetime.

The unbound Solution 6 also exists only for true-vacuum bubbles. The zero mass limit ($M \rightarrow 0$, or $Q \rightarrow -\infty$) of this solution is the one-bubble spacetime of the analytically continued true-vacuum Coleman-De Luccia (CDL) instanton [3] in the limit of an infinitely thin wall. This can be seen by considering the limit as the potential (Eq. 11) goes to $-\infty$, where on the right (unbound) side of the potential hump the z^2 term dominates. Solving for r using Eq. 7, we find the radius at turnaround to be

$$R = 6k \left[(\Lambda_+ + \Lambda_- + 3k^2)^2 - 4\Lambda_+\Lambda_- \right]^{-1/2}, \quad (16)$$

which is indeed the radius of curvature of the CDL true-vacuum instanton [3] at nucleation. The bubble then expands, all the while accelerating towards the false-vacuum.

The solutions shown in Fig. 6 are all behind the wormhole in the SdS spacetime, save Solutions 12 and 13,

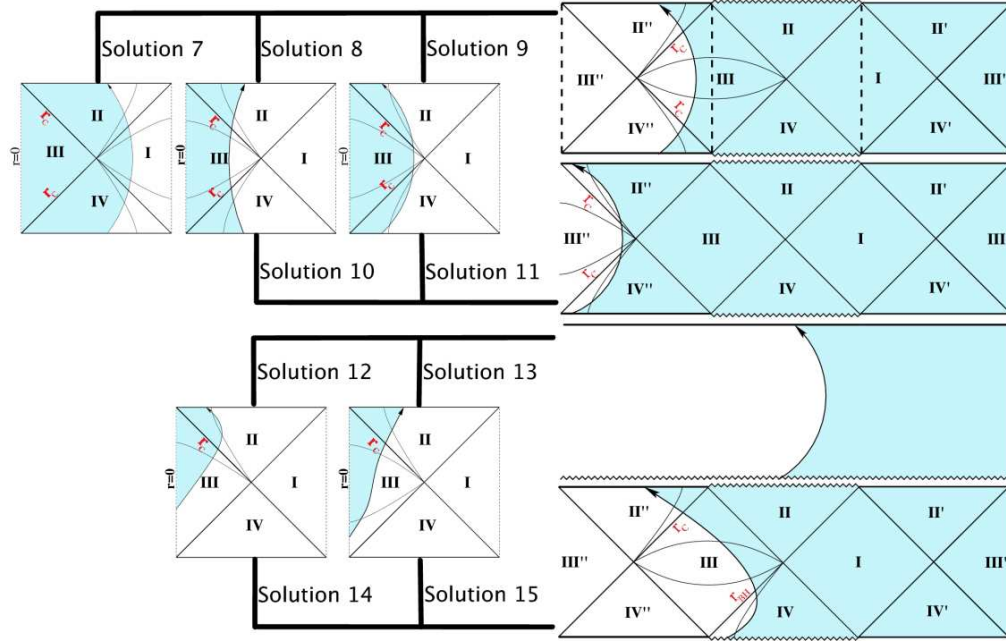


FIG. 5: Conformal diagrams for the one-bubble spacetimes which do not lie behind a worm hole. The global one-bubble spacetimes are constructed by matching the interior (shaded regions of the dS conformal diagrams in the left column) to the exterior (shaded regions of the SdS conformal diagrams in the right column) across the bubble wall (solid line with an arrow). For solutions with qualitatively similar SdS diagrams, the various options for the dS interior are shown.

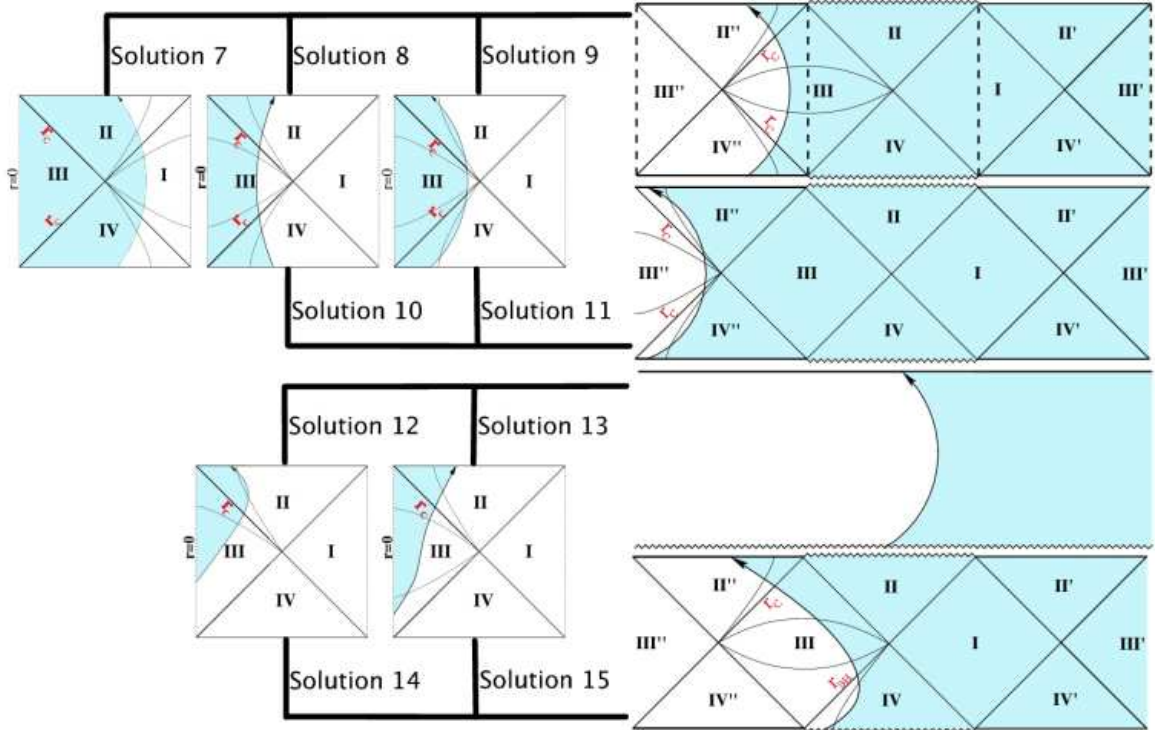


FIG. 6: Conformal diagrams for the one-bubble spacetimes which lie behind a worm hole. The global one-bubble spacetimes are constructed by matching the interior (shaded regions of the dS conformal diagrams in the left column) to the exterior (shaded regions of the SdS conformal diagrams in the right column) across the bubble wall (solid line with an arrow). For solutions with qualitatively similar SdS diagrams, the various options for the dS interior are shown.

which correspond to evolution in a spacetime without horizons. The false-vacuum bubble solutions 7 and 9, and true- or false-vacuum bubble solution 8 are unbound solutions which exist to the left of the worm hole on the SdS conformal diagram. It can be seen that at turnaround, each of these bubbles will be larger than the exterior horizon size. Observers in region III of the SdS conformal diagram will see themselves sandwiched between a black hole and a bubble wall which encroaches in from the cosmological horizon. Observers inside the bubble are also surrounded by a bubble wall, and so we are faced with the rather odd situation that both observers will perceive themselves inside bubbles of opposite phase.

Solutions 7 and 8 have interesting zero mass limits. Since these solutions involve both sides of the wormhole, the zero mass limit corresponds to an exactly dS universe consisting of regions I, II', III', and IV' (encompassed by the vertical dashed lines shown on the SdS half of the first diagram in the second column of Fig. 6) of the SdS diagram (in which nothing happens), and a dS universe consisting of regions III, II'', and IV'' (encompassed by the other set of vertical dashed lines) which contains a bubble. The radius at the turning point is still given by Eq. 16, and so the bubble to the left of the wormhole is the analytic continuation of the true- or false-vacuum CDL instanton. However, note that the true-vacuum bubbles are very different from the canonical CDL instanton discussed in the previous paragraph. As seen from the outside (region III), the bubble wall accelerates towards the true-vacuum (driven by the wall tension); in the absence of the cosmic expansion of the false-vacuum, this solution would be bound.

Because the SdS manifold is non-compact, there are actually many more options. We have so far placed special significance on the singularities in regions II and IV of the SdS diagram. However, there will be other singularities both to the left and right of these regions which can also be viewed as the origin of coordinates. It is perfectly legitimate to construct bubble wall solutions using any origin of coordinates one wishes, and therefore each of the solutions in Fig. 5 and 6 represents only one of an infinity of possible solutions. An example of an alternative solution is shown in Fig. 7, which is identical to the Solution 7 in Fig. 6 in every way, except different regions of the conformal diagram are physical. This observation will be key for the new tunneling mechanism we will introduce in the next section.

Moving on to the other solutions in Fig. 6, Solution 10 (corresponding to either true- or false-vacuum bubble) and Solution 11 (corresponding to a false-vacuum bubble) are massive unbound solutions which lie outside the cosmological horizon of a region III observer. Solution 12 (corresponding to a false-vacuum bubble) and Solution 13 (corresponding to either a true- or false-vacuum bubble) are monotonic solutions with mass is greater than the Nariai mass of the SdS spacetime. This can be seen by noting that these constant Q trajectories never cross the Q_{sds} line in the potential diagrams. The false-vacuum

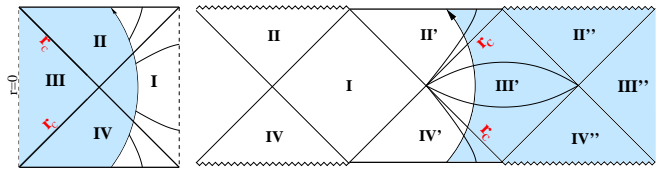


FIG. 7: Solutions can be to the right of region I instead of behind the wormhole. This solution is identical to Solution 7 of Fig. 6.

bubble Solution 14, and the true- or false-vacuum bubble solution 15 are monotonic solutions which must lie to the left of the wormhole.

There is one more class of solutions, shown in Fig. 8, which exist in unstable equilibrium between the bound and unbound solutions of Fig. 5 and 6. Solution 16 corresponds to true- or false-vacuum bubbles with $B < 3(A - 1)$, while Solution 17 corresponds to true- or false-vacuum bubbles with $B > 3(A - 1)$. These solutions can be identified as the spacetimes of the thermal activation mechanism of Garriga and Megevand [10].

Classical trajectories exist on either side of the potential diagrams of Figs. 1, 2, 3, and 4, and so one can ask if there is any quantum process that connects two solutions of the same mass through the classically forbidden region under the potential. This would correspond to transitions from the bound spacetimes shown in Fig. 5 (Solutions 1 and 2) to the unbound spacetimes shown in Figs. 5 and 6 (Solutions 6-11). Such processes do seem to occur [7, 8, 9], at least within the framework of semi-classical quantum gravity, and we now turn to the problem of determining which transitions are allowed and with what probabilities.

III. TUNNELING

The potential diagrams discussed in the previous section nicely summarize the classically allowed one-bubble spacetimes. They also illustrate the possibility that there might exist some process akin to the tunneling of a point particle through a potential barrier. Such a process would correspond to the quantum tunneling between thin-wall bubbles of equal mass, but different turning-point radii. We will find that in SdS, there are actually two different semi-classical tunneling processes which connect equal mass solutions: the FG mechanism [7] and a new process which is only allowed in the presence of an exterior cosmological constant, and which has a zero-mass limit that corresponds to CDL true- or false-vacuum bubble nucleation [3, 6].

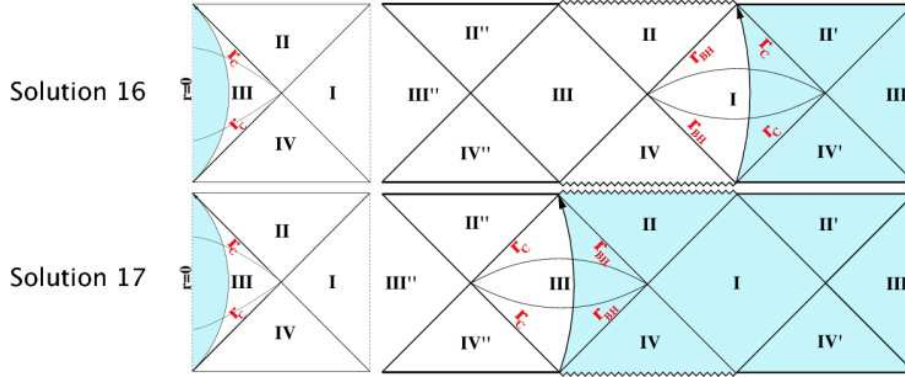


FIG. 8: Solutions which are in unstable equilibrium between the bound and unbound solutions of Fig. 5 and 6. These solutions correspond to the time symmetric spacetimes of thermally activated bubbles.

A. Hamiltonian formalism

In a pair of papers, Fischler et. al. (FMP) [8, 9] presented a calculation of the probability for transitions between various thin-wall false-vacuum bubble solutions. This calculation was done using Hamiltonian methods in the WKB approximation for the case where the exterior cosmological constant is zero. A similar calculation of such tunneling events was performed by Farhi et. al. [7] using a path integral approach. Both methods encounter the difficulty that the interpolating geometry involves a two-to-one mapping to the exterior spacetime, and thus is *not* a manifold. We will use the Hamiltonian approach, which is the most direct route to a tunneling exponent and temporarily skirts this issue; but we will confront it in Sec. V.

Here, we extend the calculation of FMP to include all spacetimes with arbitrary non-negative interior (Λ_-) and exterior (Λ_+) cosmological constants. This formalism, with the catalog of all classically allowed solutions, will allow us to create a complete listing of the possible tunneling events.

Following FMP, we begin by making a coordinate transformation to recast the interior and exterior metrics in Eqs. 1 and 3 into the form

$$ds^2 = -N^t(t, r)^2 dt^2 + L(t, r)^2 [dr + N^r(t, r) dt]^2 + R(t, r)^2 (d\theta^2 + \sin^2 \theta d\phi^2), \quad (17)$$

where $N^t(t, r)$ is the lapse function, $N^r(t, r)$ is the shift, and $L \equiv ds/dr$. The action for a general theory of matter coupled to gravity is then given by

$$S = \int dt p \dot{q} + \int dr dt (\pi_L \dot{L} + \pi_R \dot{R} - N^t H_t - N^r H_r) \quad (18)$$

where π_L is the momentum conjugate to L , and π_R is the momentum conjugate to R . This action, with the four constraints

$$H_{t,r}(q, L, R, p, \pi_L, \pi_R) = 0, \quad (19a)$$

$$\pi_{N^t} = \pi_{N^r} = 0, \quad (19b)$$

fully determines the classical evolution of the system. For a thin-walled bubble with an arbitrary surface energy density k and interior and exterior cosmological constant (Λ_- and Λ_+), the Hamiltonian densities are given by

$$\begin{aligned} H_t = & \frac{L\pi_L^2}{2R^2} - \frac{\pi_L \pi_R}{R} \\ & + \frac{1}{2} \left[\left[\frac{2RR'}{L} \right]' - \frac{R'^2}{L} - L + \Lambda_+ LR^2 \right] \\ & + \Theta(r_w - r) \frac{(\Lambda_- - \Lambda_+)}{2} LR^2 \\ & + \delta(r_w - r) (L^{-2} p_w^2 + k^2 R_w^4)^{1/2}, \end{aligned} \quad (20)$$

$$H_r = R' \pi_R - L \pi_L' - \delta(r_w - r) p_w, \quad (21)$$

where a prime denotes a derivative with respect to r and r_w is the position of the bubble wall (quantities with the subscript w are evaluated at this position).

A linear combination of the constraints Eq. 20 and 21 can be used to eliminate π_R

$$\frac{R'}{L} H_t + \frac{\pi_L}{RL} H_r = 0, \quad (22)$$

which, if we define

$$\mathcal{M} \equiv \frac{\pi_L^2}{2R} + \frac{R}{2} \left[1 - \left[\frac{R'}{L} \right]^2 - \frac{\Lambda_{\pm} R^2}{3} \right], \quad (23)$$

can be written as

$$\mathcal{M}' = \delta(r_w - r) \left(\frac{R'}{L} (L^{-2} p_w^2 + k^2 R_w^4)^{1/2} + \frac{\pi_L}{RL} p_w \right). \quad (24)$$

It can be seen from Eq. 24 that \mathcal{M} is zero for $r < r_w$ and independent of r for $r > r_w$. We will define $\mathcal{M}(r > r_w) \equiv M$, which is the mass enclosed by a surface with $r > r_w$. Solving for π_L at $r = 0$ and $r = \infty$ using the conditions on \mathcal{M} yields:

$$\pi_L^2 = -R^2 \left[1 - \left[\frac{R'}{L} \right]^2 - \frac{\Lambda_- R^2}{3} \right], \quad r < r_w \quad (25)$$

$$\pi_L^2 = -R^2 \left[1 - \left[\frac{R'}{L} \right]^2 - \frac{\Lambda_+ R^2}{3} - \frac{2M}{R} \right], \quad r > r_w. \quad (26)$$

From $H_r = 0$, solving for π'_L , and integrating from $r_w - \epsilon$ to $r_w + \epsilon$, one finds that the discontinuity in π_L across the wall ($\Delta\pi_L$) is

$$\Delta\pi_L = -\frac{p_w}{L_w}, \quad (27)$$

From $H_t = 0$, solving for R'' , and integrating from $r_w - \epsilon$ to $r_w + \epsilon$, one finds that the discontinuity in R' across the wall ($\Delta R'$) is

$$\Delta R' = -\frac{1}{R_w} [p_w^2 + k^2 L^2 R_w^4]. \quad (28)$$

These discontinuity equations are equivalent to the Israel junction conditions, and can be manipulated to reproduce Eq. 5. There are classically allowed and forbidden regions in the space of R , L , and r , the boundaries between which can be found by looking for where the conjugate momenta are zero. There is, however, only one true degree of freedom, the classically allowed/forbidden region for which is classified by the potential Eq. 11. The unphysical degrees of freedom will allow for a variety of physically equivalent paths through the the space of (L, R, r) .

To quantize the system, we impose the constraints of Eq. 19 on the wave functional Ψ :

$$\hat{H}_t \Psi = \hat{H}_r \Psi = \hat{\pi}_{N^t} \Psi = \hat{\pi}_{N^r} \Psi = 0. \quad (29)$$

The last two constraints restrict the wave functional to depend only upon L , R , and r , which in the WKB approximation is taken to be

$$\Psi(L, R, r) = \exp[i\Sigma_0(L, R, r)/\hbar + O(\hbar)]. \quad (30)$$

We explicitly include \hbar here to emphasize the order of our approximation, but note that we use geometrical units in all other cases. Acting with \hat{H}_t and \hat{H}_r , and keeping terms in the Taylor expansion only to leading order in \hbar (which removes any operator ordering ambiguities) yields the Hamilton-Jacobi equations

$$H_{r,t} \left(r, L, R, \frac{\delta\Sigma_0}{\delta r}, \frac{\delta\Sigma_0}{\delta L}, \frac{\delta\Sigma_0}{\delta R} \right) = 0. \quad (31)$$

We will integrate

$$\delta\Sigma_0 = \hat{p}\delta\hat{r} + \int_0^\infty dr [\pi_L \delta L + \pi_R \delta R], \quad (32)$$

to solve for the exponent of the wave functional Eq. 30.

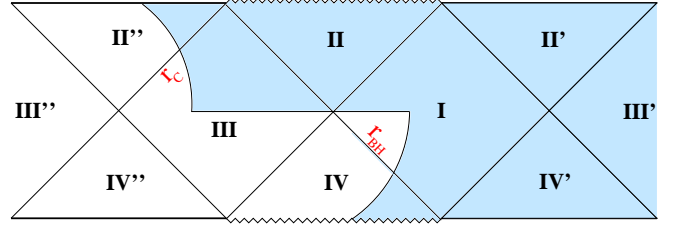


FIG. 9: The FGG mechanism: tunneling from a bound solution to an unbound solution on the other side of a wormhole.

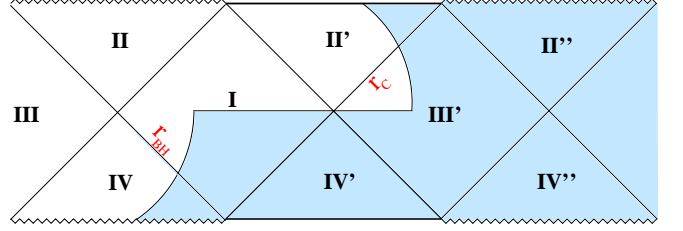


FIG. 10: Tunneling from a bound solution to an unbound solution which exists outside the cosmological horizon.

B. Calculating tunneling rates

The problem that we wish to solve is the tunneling amplitude in the WKB approximation to connect bound solutions with turning point R_1 to equal-mass unbound solutions with turning point R_2 . An example of this is the FGG mechanism [7], which consists of two steps. First, an expanding region of false/true-vacuum, which would classically collapse into a black hole, is formed and evolves to the classical turning point. Here, there is a chance for the bubble wall to tunnel through the wormhole to one of the unbound solutions, as shown in Fig. 9. The result of this process is a black hole in the region of the old phase, which is connected by a wormhole to a universe containing an expanding bubble of the new phase.

As we saw in Sec. II, because SdS is non-compact, there are many possible one-bubble spacetimes where region I of the SdS conformal diagram is not physical. We can therefore imagine tunneling from the bound Solution 1 or Solution 2 of Fig. 5 to the unbound spacetime shown in Fig. 7. This new process, which can occur only in the presence of a positive exterior cosmological constant, is depicted in Fig. 10. For every transition which goes through the wormhole, as in the FGG mechanism, there is another transition which instead goes out the cosmological horizon.

There are many possible transitions to consider, corresponding to the many qualitatively different spacetimes shown in Figs. 5 and 6. In each case, the tunneling prob-

ability in the WKB approximation is given by

$$P(R_1 \rightarrow R_2) = \left| \frac{\Psi(R_2)}{\Psi(R_1)} \right|^2 \simeq e^{2i\Sigma_0[R_2-R_1]}, \quad (33)$$

where $[R_2 - R_1]$ represents evaluation between the two turning points of the classical motion, and Σ_0 is obtained by integrating Eq. 32. The plan of attack is to split the integral into three parts: one over the interior of the bubble, one over the exterior, and one in the neighborhood of the wall. We thus write:

$$i\Sigma_0 = F_I[R_2 - R_1] + F_O[R_2 - R_1] + F_w[R_2 - R_1]. \quad (34)$$

The integrals F_I and F_O are found by holding r_w and the geometry in the neighborhood of the wall fixed, while allowing nontrivial variation of L and R in the interior and exterior spacetimes. Following FMP, we will integrate L along a path of constant R to the boundary of the classically allowed/forbidden region, and then integrate along this boundary to the desired configuration of $L(r), R(r)$. The momenta vanish along this second leg, and so the integral will be of π_L over L

$$\begin{aligned} F_I &= \int_0^{\hat{r}} dr \int dL(\pm\pi_L) \\ &= \pm \int_0^{\hat{r}} dr \left[i\pi_L - RR' \cos^{-1} \left(\frac{R'}{La_{\text{ds}}^{1/2}} \right) \right]. \end{aligned} \quad (35)$$

Note that there is an ambiguity in the sign. This comes from the fact that the constraints are second order in the momenta, and so we must account for both the positive and negative roots. To keep track of this ambiguity, we will define a variable $\eta \equiv \pm 1$ with $\sqrt{\pi_L^2} = \eta\pi_L$. We shall have more to say about this issue later.

At the turning point, π_L vanishes. The integral evaluated between the two turning points is then

$$F_I[R_2 - R_1] = \eta \int_{R_1}^{R_2} dR R \cos^{-1} \left(\frac{R'}{La_{\text{ds}}^{1/2}} \right) \quad (36)$$

The integral outside the bubble wall ($r > r_w$) is given by

$$F_O = \eta \int_{r_w}^{\infty} dr \left[i\pi_L - RR' \cos^{-1} \left(\frac{R'}{La_{\text{sds}}^{1/2}} \right) \right] \quad (37)$$

which evaluated between the two turning point becomes

$$F_O[R_2 - R_1] = \eta \int_{R_1}^{R_2} dR R \cos^{-1} \left(\frac{R'}{La_{\text{sds}}^{1/2}} \right) \quad (38)$$

At the turning point, R' inside and outside of r_w is given by solving Eqs. 25 and 26 for R' :

$R'(r_w - \epsilon) = \pm La_{\text{ds}}^{1/2}, \quad R'(r_w + \epsilon) = \pm La_{\text{sds}}^{1/2}. \quad (39)$
Therefore, the inverse cosine in the integrals of Eq. 36 and 38 are either 0 when R' is positive or π when R' is negative. To perform these integrals, imagine moving the wall along the tunneling hypersurface ($t = 0$) between the two turning points (for an example, see Fig. 9). The sign of β is positive if the coordinate radius r is increasing in a direction normal to the wall and negative if it is decreasing. Therefore, the sign of R' is equal to the sign of β as one moves along the tunneling hypersurface, and the integrals Eq. 36 and 38 will be zero in regions of positive β and π in regions of negative β . Shown in table I are all of the possibilities in the case where the tunneling occurs through the wormhole. We can also consider tunneling processes where the bubble wall exits the cosmological horizon instead of going through the wormhole. The values of the integrals F_I and F_O in this case are shown in table II.

There still is one more integral to evaluate, which allows for the variation of the geometry at the position of the wall

$$\begin{aligned} F_w[R_2 - R_1] &= \int_{R_1}^{R_2} dR_w R_w \left[\cos^{-1} \left[\frac{6M + 3k^2 R_w^3 - R_w^3 (\Lambda_- - \Lambda_+)}{6k R_w^2 a_{\text{ds}}} \right] \right. \\ &\quad \left. - \cos^{-1} \left[\frac{6M - 3k^2 R_w^3 - R_w^3 (\Lambda_- - \Lambda_+)}{6k R_w^2 a_{\text{sds}}} \right] \right]. \end{aligned} \quad (40)$$

We have been unable to find an analytic expression for this integral, and so have evaluated it numerically.

Putting everything together, we can evaluate the tunneling exponent, which is equal to $2i\Sigma_0 \equiv S_E$, for the various cases shown in tables I and II. Shown in Fig. 11 is an example of S_E for both the tunneling geometries

with (dashed line) and without (solid line) a wormhole for $3(A-1) < B < A+3$ ($A = 1, B = 6$) where we have taken $\eta = +1$. The magnitude of these tunneling exponents is fixed by the inverse bubble wall tension squared (k^{-2}), which in geometrical units ranges from $k^{-2} \simeq 10^{102}$ for a tension set by the Weak scale to $k^{-2} \simeq 1$ for a tension

set by the Planck scale.

C. High- and low-mass limits

Note that as the mass increases, the width of the potential barrier that must be crossed decreases (see the potential diagrams in Fig. 1, 2, 3, and 4). We would therefore expect the tunneling amplitude to go to zero at the top of the potential barrier, as the bound/unbound solutions merge into the monotonic solutions. However, the tunneling amplitude is not always zero at the top of the potential, as can be seen from the tunneling geometry without the wormhole shown in Fig. 11 (solid line). To see how this happens, note that the bound solutions are the same for both tunneling geometries, but the unbound solutions to which we are tunneling is different. The bound and unbound solutions will merge into the monotonic solution at the top of the potential only for one of the two choices of the unbound solution. The other will find the bound and unbound solutions separated by both a black hole and cosmological event horizon, and so the tunneling exponent at the top of the potential well will be given by $-S_E = \pi (R_S^2 - R_C^2)$.

Now consider the other end of the mass spectrum: the zero mass limit of the two different tunneling geometries. In either case, as the mass is taken to zero, the turning point of the bound solution goes to zero, and the turning point of the unbound solution approaches the nucleation radius of a CDL bubble (see Eq. 16). Even so, there is a fundamental difference between these two solutions when the background spacetime is considered.

As the mass is taken to zero in the FGG mechanism, the worm hole separating the background of the old phase and the bubble of the new phase disappears. This leaves a background spacetime in which absolutely nothing happens, along with a universe containing a CDL bubble which is created from nothing. At least in the zero-mass limit, this means that we are calculating Vilenkin's tunneling wave function for an inhomogeneous universe [20, 21, 22] with the tunneling exponent equal in magnitude to the CDL instanton action (without the background subtraction term).

This situation is rather strange: if considered one physical system, we have seemingly created new degrees of freedom. It is therefore unclear how we should interpret the tunneling probability; what are we fluctuating out of, and probability per unit what? The massive case seems to create new degrees of freedom as well, since the region to the left of the worm hole (containing large regions of both the old and new phase) in Fig. 9 does not exist prior to the tunneling event. It is perhaps not so surprising then that Freivogel et. al. [19] have found that when a conformal field theory dual to FGG tunneling from AdS is constructed using the AdS/CFT correspondence, it corresponds to a non-unitary process.

The zero mass limit of the geometry without a wormhole corresponds to the nucleation, in some background,

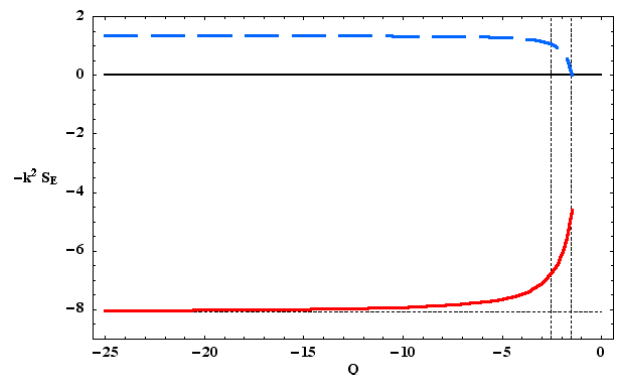


FIG. 11: Tunneling exponent as a function of Q for $(A = 1, B = 6)$ (false vacuum bubbles). The blue dashed line is for the tunneling geometry with a wormhole, while the red solid line is for the tunneling geometry without the wormhole. The vertical dotted lines denote the mass scales M_D (left) and M_S (right) described in Tables I and II. The horizontal dotted line is at the value of the CDL tunneling exponent (Eq. 41).

of a CDL true- or false-vacuum bubble. The CDL tunneling exponent (including the background subtraction) can be written as [10, 23]

$$B_{\text{CDL}} = \frac{3\pi}{2} \left[\frac{1}{\Lambda_+} (1 - b\alpha_+) - \frac{1}{\Lambda_-} (1 - b\alpha_-) \right], \quad (41)$$

where

$$\alpha_{\pm} = \frac{\Lambda_+ - \Lambda_-}{6k} \mp \frac{k}{2}, \quad (42)$$

and

$$b = \sqrt{\frac{3}{\Lambda_- + 3\alpha_-^2}}. \quad (43)$$

The horizontal dotted line in Fig. 11 is the value of the CDL tunneling exponent for a particular choice of parameters, and it can be seen that the zero mass limit ($Q \rightarrow -\infty$) of the tunneling geometry with no wormhole asymptotes to this. Similar results were found in the case of *true*-vacuum bubbles by Ansoldi et. al. [24], who were able to reproduce the CDL tunneling exponent using a Hamiltonian formalism.

It can be seen in Fig. 11, that the tunneling exponent takes opposite signs for the two tunneling geometries (Fig. 9 and Fig. 10). For both tunneling probabilities to be less than one, η must take opposite signs in each case. We have found that the zero-mass FGG mechanism corresponds to creation of an inhomogeneous universe from nothing. This perspective suggests that the sign choice we are forced to make is a reflection of some quantum-cosmological boundary conditions, since choosing the sign of η is tantamount to choosing the growing or decaying wave function in the region under the well.

Taking linear combinations of the growing and decaying wave functionals would yield any one of the three existent sign conventions of Hartle and Hawking [25], Linde [26], and Vilenkin [21]. In contrast, the sign choice is rather straightforward for the tunneling geometry without the worm hole. This process has a clear-cut interpretation in terms of a fluctuation between true- and false-vacuum regions. Thus, we might physically interpret the low CDL probability as the low probability for a downward entropy fluctuation in the background spacetime to occur [4].

If both tunneling geometries are actually allowed, we then have two processes which correspond to tunneling under the same potential well Eq. 11. It is unclear exactly how one is to interpret this situation, but if the FGG mechanism is in fact forbidden, then one consequence would be that there are no processes which can fluctuate a false-vacuum region in Minkowski space. We hope to explore these points further in future work.

Having developed the necessary tools to calculate the exponent for tunneling from bound to unbound vacuum bubbles, we now finish the development of a framework which will allow us to compare the relative likelihood for all thin-walled vacuum transitions to occur.

IV. COMPARISON OF THE TUNNELING EXPONENTS

Assuming that the FGG mechanism exists, and that we can choose the overall tunneling exponent to be negative for both the FGG mechanism and the tunneling geometry without the wormhole, we now venture to directly compare the tunneling rates for these two processes. In a cosmological setting, we must fluctuate the bound solution which will expand to its turning point and possibly tunnel to one of the unbound solutions. In the absence of a detailed theory of the nature of these fluctuations, we assume that the probability of fluctuating a solution of a given mass is given by the exponential of the entropy change due to the change in the area of the exterior dS horizon in the presence of a mass [14, 27]

$$P_{\text{seed}} = \exp \left[-\pi \left(\frac{3}{\Lambda_+} - R_C^2 \right) \right], \quad (44)$$

where R_C is the radius of curvature of the cosmological horizon in SdS.

Once the bound solution has been fluctuated, it must survive until it reaches the turning point of the classical motion. The authors have shown [11] that any solution with a turning point is unstable against non-spherical perturbations. Even quantum fluctuations present on the bubble wall at the time of nucleation will go nonlinear over some range of initial size and mass. Presumably,

these asphericities will affect the tunneling mechanism discussed in the previous section, and may be a significant correction to these processes. Seed bubbles can, however, avoid this instability by forming as near-perfect spheres very near the turning point; in the spectrum of possible fluctuations, there will inevitably be some such events.

Assuming that the seed bubble is still reasonably spherically symmetric when it reaches the turning point, the probability to go from empty dS to the spacetime containing an expanding vacuum bubble is given by the product

$$P \simeq AP_{\text{seed}} e^{-S_E} \equiv Ae^{-B}. \quad (45)$$

Shown in Fig. 12 is $-B$ as a function of Q for ($A = 1$, $B = 6$), normalized to k^{-2} , for both the tunneling geometry with (blue dashed line) and without (red solid line) the wormhole. In this case, it can be seen that the FGG mechanism is always more probable than tunneling out of the cosmological horizon. Also, note that the zero mass ($Q \rightarrow \infty$) solution is in both cases the most probable, even though the width of the potential barrier is largest in this limit.

We can locate and match the tunneling exponent for thermal activation [10] in Fig. 12 as the most massive FGG solution (the solution resting on top of the potential in Fig. 2), which is denoted by the dot at the far right of the dashed curve. These solutions are bubbles which form in unstable equilibrium between expansion and collapse. We find, in agreement with Garriga and Megevand [10], that thermal activation is always sub-dominant to CDL. Thermal activation can correspond to an FGG-like process, where the bubble appears behind the wormhole, or to a solution which is not behind the wormhole, depending on where the β_{sds} sign change occurs [11]. For $B > 3(A - 1)$, thermal activation corresponds to the most massive FGG solution, while for $B < 3(A - 1)$ it corresponds to the most massive solution of the geometry without the wormhole.

We have studied examples of the tunneling exponent for all of the possible situations listed in Tables I and II. The zero mass solution is always the most probable for both the FGG mechanism and the geometry without the wormhole. Depending on the values of A and B , either the FGG mechanism or the geometry without the wormhole can dominate. Shown in Fig. 13 is an example of a true-vacuum bubble with ($A = 9$, $B = 20$); in this case the geometry without the wormhole dominates. We can solve for the regions of parameter space where one geometry or another dominates by looking at the zero mass limit. The zero mass limit of the geometry without the wormhole is CDL, and the tunneling exponent is given by Eq. 41 (this includes the background subtraction). The zero mass limit of FGG corresponds to the creation from nothing of a universe of the old phase containing a CDL bubble. The tunneling exponent is numerically equal to $3\pi/\Lambda_+ - B_{\text{CDL}}$. Taking the difference of the two tunneling exponents, we find that FGG will be dominant when $2B_{\text{CDL}} > 3\pi/\Lambda_+$.

TABLE I: $F_I [R_2 - R_1]$ and $F_O [R_2 - R_1]$ for the tunneling geometry containing a wormhole. The mass scales indicated can be located on the potential diagrams by identifying M_D as the point on the potential where β_{ds} changes sign, M_S with the point on the potential to the left of the max β_{ds} changes sign, and M_{SDS} with the point on the potential to the right of the max where β_{ds} changes sign.

A and B	M	$F_I [R_2 - R_1]$	$F_O [R_2 - R_1]$
$3(A-1) < A+3 < B$	$M < M_D$	$\frac{\pi}{2} (R_D^2 - R_2^2)$	$\frac{\pi}{2} (R_2^2 - R_S^2)$
$3(A-1) < A+3 < B$	$M_D < M < M_S$	0	$\frac{\pi}{2} (R_2^2 - R_S^2)$
$3(A-1) < A+3 < B$	$M > M_S$	0	$\frac{\pi}{2} (R_2^2 - R_1^2)$
$3(A-1) < B < A+3$	$M < M_S$	0	$\frac{\pi}{2} (R_2^2 - R_S^2)$
$3(A-1) < B < A+3$	$M > M_S$	0	$\frac{\pi}{2} (R_2^2 - R_1^2)$
$A+3 < B < 3(A-1)$	$M < M_D$	$\frac{\pi}{2} (R_D^2 - R_2^2)$	$\frac{\pi}{2} (R_2^2 - R_S^2)$
$A+3 < B < 3(A-1)$	$M_D < M < M_{SD}$	0	$\frac{\pi}{2} (R_2^2 - R_S^2)$
$A+3 < B < 3(A-1)$	$M < M_{SD}$	0	$\frac{\pi}{2} (R_C^2 - R_S^2)$
$B < A+3 < 3(A-1)$	$M < M_{SD}$	0	$\frac{\pi}{2} (R_2^2 - R_S^2)$
$B < A+3 < 3(A-1)$	$M > M_{SD}$	0	$\frac{\pi}{2} (R_C^2 - R_S^2)$
$A > B+3$	$M < M_{\text{CRIT}}$	0	$\frac{\pi}{2} (R_C^2 - R_S^2)$
$A > \frac{B}{3} + 1$	$M < M_{SD}$	0	$\frac{\pi}{2} (R_2^2 - R_S^2)$
$A > \frac{B}{3} + 1$	$M > M_{SD}$	0	$\frac{\pi}{2} (R_2^2 - R_S^2)$
$A < \frac{B}{3} + 1$	$M < M_S$	0	$\frac{\pi}{2} (R_2^2 - R_S^2)$
$A < \frac{B}{3} + 1$	$M > M_S$	0	$\frac{\pi}{2} (R_2^2 - R_1^2)$

TABLE II: $F_I [R_2 - R_1] + F_O [R_2 - R_1]$ for the tunneling geometry containing *no* wormhole. The mass scales indicated can be located on the potential diagrams by identifying M_D as the point on the potential where β_{ds} changes sign, M_S with the point on the potential to the left of the max β_{ds} changes sign, and M_{SDS} with the point on the potential to the right of the max where β_{ds} changes sign.

A and B	M	$F_I [R_2 - R_1]$	$F_O [R_2 - R_1]$
$3(A-1) < A+3 < B$	$M < M_D$	$\frac{\pi}{2} (R_D^2 - R_2^2)$	$\frac{\pi}{2} (R_2^2 - R_C^2)$
$3(A-1) < A+3 < B$	$M_D < M < M_S$	0	$\frac{\pi}{2} (R_2^2 - R_C^2)$
$3(A-1) < A+3 < B$	$M > M_S$	0	$\frac{\pi}{2} (R_2^2 - R_1^2 + R_S^2 - R_C^2)$
$3(A-1) < B < A+3$	$M < M_S$	0	$\frac{\pi}{2} (R_2^2 - R_C^2)$
$3(A-1) < B < A+3$	$M > M_S$	0	$\frac{\pi}{2} (R_2^2 - R_1^2 + R_S^2 - R_C^2)$
$A+3 < B < 3(A-1)$	$M < M_D$	$\frac{\pi}{2} (R_D^2 - R_2^2)$	$\frac{\pi}{2} (R_2^2 - R_C^2)$
$A+3 < B < 3(A-1)$	$M_D < M < M_{SD}$	0	$\frac{\pi}{2} (R_2^2 - R_C^2)$
$A+3 < B < 3(A-1)$	$M > M_{SD}$	0	0
$B < A+3 < 3(A-1)$	$M < M_{SD}$	0	$\frac{\pi}{2} (R_2^2 - R_C^2)$
$B < A+3 < 3(A-1)$	$M > M_{SD}$	0	0
$A > B+3$	$M < M_{\text{CRIT}}$	0	0
$A > \frac{B}{3} + 1$	$M < M_{SD}$	0	$\frac{\pi}{2} (R_2^2 - R_C^2)$
$A > \frac{B}{3} + 1$	$M > M_{SD}$	0	0
$A < \frac{B}{3} + 1$	$M < M_S$	0	$\frac{\pi}{2} (R_2^2 - R_C^2)$
$A < \frac{B}{3} + 1$	$M > M_S$	0	$\frac{\pi}{2} (R_2^2 - R_1^2 + R_S^2 - R_C^2)$

Depending on the values of the interior and exterior cosmological constant, the picture of vacuum transitions can be very complicated. For comparable cosmological constants, the situation is the most complicated, with both tunneling mechanisms and all mass scales having tunneling exponents of the same order of magnitude. While one mechanism will dominate, it may not overwhelm the slightly less probable possibilities. In the case where $\Lambda_+ \ll \Lambda_-$, the zero mass limit of the FGG mech-

anism dominates. In the case where $\Lambda_+ \gg \Lambda_-$, the zero mass limit of the geometry without the wormhole (CDL true-vacuum bubbles) will dominate.

In the context of the junction condition potentials Figs. 1, 2, 3, and 4, we now have a very organized picture of the types of vacuum transitions which are allowed. At one extreme, corresponding to $Q \rightarrow -\infty$ ($M \rightarrow 0$), we have *both* CDL bubble nucleation or the creation of a bubble spacetime from nothing. Moving up the potential

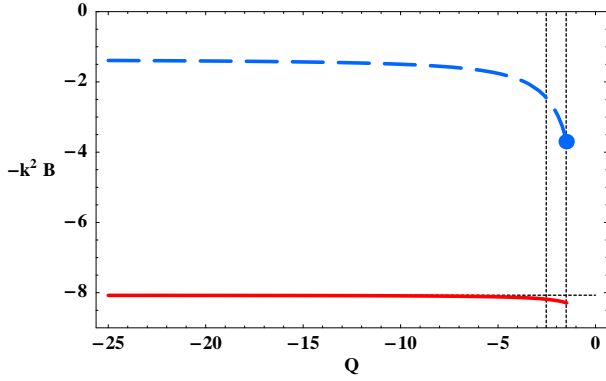


FIG. 12: Tunneling exponent as a function of Q for ($A = 1$, $B = 6$) (false-vacuum bubbles). The blue line is for the tunneling geometry with a wormhole, while the red line is for the tunneling geometry in the without the wormhole. The horizontal dotted line is the CDL tunneling exponent. The vertical dotted lines denote the Q corresponding to M_D (left) and M_S (right).

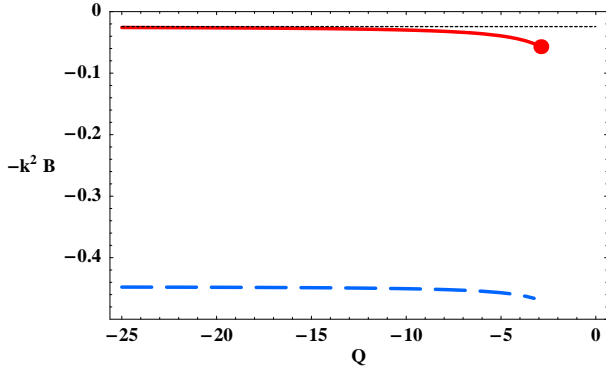


FIG. 13: Tunneling exponent as a function of Q for ($A = 9$, $B = 20$) (true-vacuum bubbles). The blue line is for the tunneling geometry with a wormhole, while the red line is for the tunneling geometry in the without the wormhole.

in Q , we have the FGG mechanism and/or the tunneling geometry without a wormhole. These are two-step processes, involving both a thermal fluctuation of the bound solution and a quantum tunneling event through the potential. At the top of the potential, we have the thermal activation mechanism, which is a one step, entirely thermal process. This completes our picture of the possible vacuum transitions, but still leaves unclear which processes actually occur. As mentioned above, a source of doubt regarding the FGG process (beyond the odd aspects of the zero-mass limit) are pathologies, first appreciated by Farhi et. al. [7], in the euclidean geometry interpolating between the pre- and post-tunneling states. It is worth briefly revisiting these in light of the new tunneling mechanism we have described.

V. INTERPOLATING GEOMETRY

The tunneling exponent in Eq. 33 is equivalent to the action of the Euclidean geometry that interpolates between the initial and final geometries. These initial and final geometries can be defined along a spacelike hypersurface which intersects the bubble wall at its classical turning points. For example, the tunneling event shown in Fig. 9 occurs along the $t = 0$ surface, and the initial and final conditions will be given by the configuration on this surface beginning at the origin inside the bubble and extending out to the nearest exterior cosmological horizon.

The Euclidean spacetimes are constructed by analytically continuing the t coordinate of the interior and exterior metrics (Eq. 3 and 1). It is convenient to use Euclidean Kruskal-Szekeres coordinates, in which the interior dS metric takes the form:

$$ds_E^2 = \left(\sqrt{\frac{3}{\Lambda_-}} + R \right)^2 (dV_{DE}^2 + dU_{DE}^2) + R^2 d\Omega^2, \quad (46)$$

with

$$\frac{\sqrt{\frac{3}{\Lambda_-}} - R}{\sqrt{\frac{3}{\Lambda_-}} + R} = U_{DE}^2 + V_{DE}^2. \quad (47)$$

It can be seen from Eq. 47 that the entire space of (U_{DE}, V_{DE}) is represented by a disc of radius one with an origin at $R = \sqrt{\frac{3}{\Lambda_-}}$, the radius of the interior cosmological horizon.

Euclidean SdS is somewhat more complicated. One can define a global coordinate system [28] which reduces to the hyperbolic tangent of the usual dS or Schwarzschild Kruskal-Szekeres coordinates in the neighborhood of the cosmological or black hole horizons. Alternatively, one can use two Kruskal-Szekeres coordinate patches which are only good in the neighborhood of their respective horizons. In the neighborhood of the black hole event horizon, we have

$$ds_E^2 = 32 \frac{M^3}{R} e^{-R/2M} (dV_{SE}^2 + dU_{SE}^2) + R^2 d\Omega^2, \quad (48)$$

with

$$e^{R/2M} \left(\frac{R}{2M} - 1 \right) = U_{SE}^2 + V_{SE}^2. \quad (49)$$

It can be seen from Eq. 49 that the Euclidean space of (U_{SE}, V_{SE}) is a plane with the black hole horizon, $R = 2M$, as the origin of coordinates.

Shown in Fig. 14 is a depiction of the Euclidean bubble wall trajectory from the bound Solution 2 of Fig. 5 to the unbound Solution 9. The left panel shows the evolution of the Euclidean dS bubble interior from an initial surface extending from $R = 0$ to $R = R_1$ to a final surface

extending from $R = 0$ to $R = R_2$. This evolution from the initial to the final surface is easy to visualize, and the area swept out is shaded.

The right panel shows the Euclidean Kruskal-Szekeres patch which is good in the vicinity of the black hole horizon. The initial surface, which extends from R_1 out towards the cosmological horizon (outside this coordinate patch), can evolve into two different final states, corresponding to the cases where R_2 is in region III (behind the wormhole) or III' (outside the cosmological horizon) of the SdS conformal diagram. For the case where R_2 is behind the wormhole, the final surface must pass through the origin at R_{BH} . These geometries are problematic, because as one tries to evolve the initial surface to the final surface, there are regions which are swept out twice. Thus, the interpolating geometry is multi-valued and therefore not a manifold. An example of how this (inevitable) double covering can occur is shown in Fig. 14, where the regions covered twice are shaded dark (blue), while regions which are covered only once are shaded light (green).

When R_2 is not behind the wormhole, the evolution of the initial to the final surface could occur along the path indicated by the dashed line. In this case, it appears as though there are no regions which must be swept out more than once. Of course, our coordinate patch does not include R_2 , but there are no obvious doubly covered regions in the patch near the cosmological horizon either (which will be similar to the left panel of Fig. 14, but with the final surface passing through the origin).

It is also possible to directly construct the interpolating geometry in terms of the components of the analytically continued metric obtained from Eq. 17 [8]. It was shown by Fischler et. al. [8] that in the FGG process, the determinant of the vierbein (given by $\det(e) = LN^t R^2$) vanishes somewhere in the exterior spacetime, indicating that the metric is degenerate ($\det(g) = 0$) in some regions.[32] The proof hinges on the fact that the proper distance between the wall and a distant shell (in terms of the SdS conformal diagram, this shell is imagined to be in region III') increases as one moves from R_1 to R_2 along the $t = 0$ surface in Fig. 9. This is precisely because the wall goes through the worm hole, away from the distant shell. It can be seen that moving along the $t = 0$ surface in Fig. 10 will decrease the proper distance between the wall and the distant shell. We conclude that there exists a regular Euclidean interpolating manifold only for geometries where the unbound solution's turning point is to the right (on the displayed conformal diagrams) of the bound solution's turning point. In particular, this applies to all of the options in Table II.

VI. CONCLUSIONS

We have catalogued all possible spherically symmetric, thin-wall, one-bubble (true- and false-vacuum) spacetimes with positive cosmological constant and have pro-

vided an exhaustive list of the possible quantum transitions between these solutions. Although there are undoubtedly many more possibilities as one relaxes the assumptions of spherical symmetry and a thin wall, this analysis should provide guidance in searching for more realistic processes.

The effective potentials of the junction condition formalism which were used to construct this catalog clearly indicate the existence of a region of classically forbidden radii separating bound solutions from unbound solutions. There are seemingly two processes which correspond to quantum tunneling through this same region. Both processes begin with a bound solution, which might be fluctuated by the background dS spacetime as we have assumed in Section IV. This bound solution then evolves to its classical turning point, where it has a chance to tunnel to an unbound solution, either through a wormhole (the Farhi-Guth-Guven, or FGG, mechanism) or through a cosmological horizon.

The tunneling geometry without the wormhole has a very clear interpretation in terms of the transition of a background spacetime to a spacetime of a different cosmological constant. Indeed, the zero-mass limit corresponds exactly to the nucleation of true- and false-vacuum CDL (Coleman-De Luccia) bubbles, correctly reproducing the radius of curvature of the bubble at the time of nucleation, as well as the tunneling exponent.

The FGG mechanism has a rather perplexing interpretation, which is most clearly seen by studying its zero mass limit. This corresponds to absolutely nothing happening in the background spacetime, while a completely topologically disconnected universe containing a CDL bubble of the new phase is created from nothing. The massive FGG mechanism also has an element of this creation from nothing. Before the tunneling event, there is no wormhole, but after the tunneling event, there is a wormhole behind which is a large (eventually infinite) region of the old phase surrounded by a bubble of the new phase. It is unclear how we are to interpret this as the transition of a background spacetime to a spacetime of a different cosmological constant, since the background spacetime remains completely unaffected save for the presence of a black hole.

There are a few more mysteries, perhaps connected to the discussions of the previous paragraphs. The first is the fact that the Euclidean interpolating geometry for the FGG mechanism is not a manifold. The source of this pathology seems to be the existence of a wormhole in the tunneling geometry, as the geometry without the wormhole *does* possess a regular interpolating manifold. We have also found that the sign of the Euclidean action is dependent on the existence of a wormhole in the tunneling geometry, and while the second order constraints on the momenta introduce a sign ambiguity, it is unclear how to correctly fix the signs in light of the existence of two seemingly different processes for tunneling in the same direction through the same potential. All of these issues seem to imply that a complete explanation of the

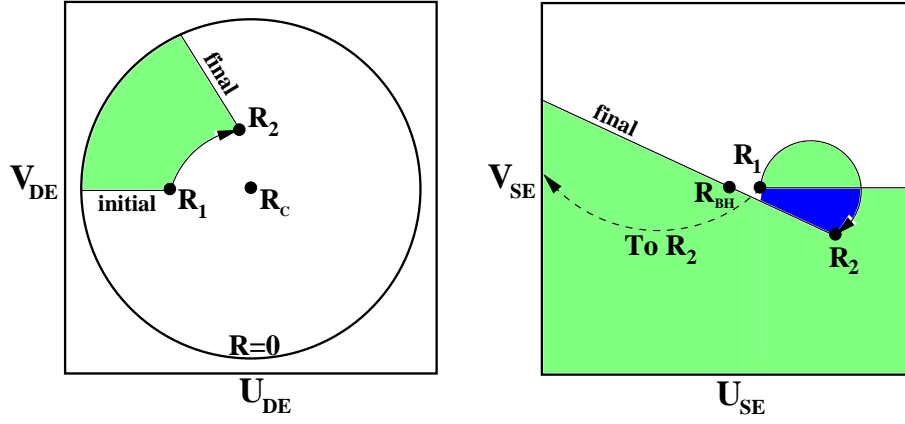


FIG. 14: This figure, modeled on that in [7], shows a schematic Euclidean geometry which interpolates between Solution 2 of Fig. 5 and Solution 9 of Fig. 6. The evolution of the interior of the bubble, described by Euclidean dS, is shown on the left. The evolution of the exterior spacetime in the neighborhood of R_{BH} , described by Euclidean Schwarzschild, is shown on the right. The interior and exterior are matched across the bubble wall, the Euclidean trajectory of which is noted by the solid line with an arrow. The regions swept out once over the course of the evolution from the initial to the final surface are shaded light (green), and those covered twice are shaded dark (blue). In the right panel, the alternative Euclidean wall trajectory is indicated by the dashed line with an arrow.

FGG mechanism will rely on the resolution of some very deep problems in quantum cosmology.

If we take the stance that these two mechanisms are in competition as two real descriptions of a transition between spacetimes with different cosmological constants, then we must directly compare their relative probabilities. We have shown in Section IV that the zero-mass solution is always the most probable for either mechanism, and that FGG will be dominant when $2B_{CDL} > 3\pi/\Lambda_+$. Therefore, if one is considering drastic transitions of the cosmological constant, the zero-mass FGG mechanism will be the dominant mechanism for upward fluctuations and the nucleation of true-vacuum CDL bubbles will be the dominant mechanism for downward fluctuations. This situation upsets the picture of fluctuations in the cosmological constant satisfying some kind of detailed

balance [4, 6]. It does, however, help to explain how spawning an inflationary universe from a non-inflating region might be a feasible cosmology [14]. Unfortunately, these two very attractive ideas are seemingly mutually exclusive, but hopefully future work will yield further insight into the old but still interesting theory of vacuum transitions.

Acknowledgments

The authors wish to thank A. Albrecht, T. Banks, M. Dine, S. Gratton, and A. Shomer for their assistance in the development of this work.

-
- [1] J. Callan, Curtis G. and S. R. Coleman, Phys. Rev. **D16**, 1762 (1977).
 - [2] S. R. Coleman, Phys. Rev. **D15**, 2929 (1977).
 - [3] S. R. Coleman and F. De Luccia, Phys. Rev. **D21**, 3305 (1980).
 - [4] T. Banks (2002), hep-th/0211160.
 - [5] J. Garriga, Phys. Rev. **D49**, 6327 (1994), hep-ph/9308280.
 - [6] K.-M. Lee and E. J. Weinberg, Phys. Rev. **D36**, 1088 (1987).
 - [7] E. Farhi, A. H. Guth, and J. Guven, Nucl. Phys. **B339**, 417 (1990).
 - [8] W. Fischler, D. Morgan, and J. Polchinski, Phys. Rev. **D42**, 4042 (1990).
 - [9] W. Fischler, D. Morgan, and J. Polchinski, Phys. Rev. **D41**, 2638 (1990).
 - [10] J. Garriga and A. Megevand, Int. J. Theor. Phys. **43**, 883 (2004), hep-th/0404097.
 - [11] A. Aguirre and M. C. Johnson, Phys. Rev. **D72**, 103525 (2005), gr-qc/0508093.
 - [12] S. K. Blau, E. I. Guendelman, and A. H. Guth, Phys. Rev. **D35**, 1747 (1987).
 - [13] A. Aurilia, M. Palmer, and E. Spallucci, Phys. Rev. **D40**, 2511 (1989).
 - [14] A. Albrecht and L. Sorbo, Phys. Rev. **D70**, 063528 (2004), hep-th/0405270.
 - [15] L. Dyson, M. Kleban, and L. Susskind, JHEP **10**, 011 (2002), hep-th/0208013.
 - [16] R. Penrose, Phys. Rev. Lett. **14**, 57 (1965).
 - [17] T. Vachaspati and M. Trodden, Phys. Rev. **D61**, 023502 (2000), gr-qc/9811037.
 - [18] R. Bousso, Phys. Rev. **D71**, 064024 (2005), hep-

- th/0412197.
- [19] B. Freivogel et al. (2005), hep-th/0510046.
 - [20] A. Vilenkin, Phys. Rev. **D30**, 509 (1984).
 - [21] A. Vilenkin, Phys. Lett. **B117**, 25 (1982).
 - [22] A. Vilenkin, Phys. Rev. **D58**, 067301 (1998), gr-qc/9804051.
 - [23] J. L. Feng, J. March-Russell, S. Sethi, and F. Wilczek, Nucl. Phys. **B602**, 307 (2001), hep-th/0005276.
 - [24] S. Ansoldi, A. Aurilia, R. Balbinot, and E. Spallucci, Class. Quant. Grav. **14**, 2727 (1997), gr-qc/9706081.
 - [25] J. B. Hartle and S. W. Hawking, Phys. Rev. **D28**, 2960 (1983).
 - [26] A. D. Linde, Nuovo Cim. Lett. **39**, 401 (1984).
 - [27] G. W. Gibbons and S. W. Hawking, Phys. Rev. **D15**, 2738 (1977).
 - [28] T. R. Choudhury and T. Padmanabhan (2004), gr-qc/0404091.
 - [29] E. Farhi and A. H. Guth, Phys. Lett. **B183**, 149 (1987).
 - [30] S. Dutta and T. Vachaspati, Phys. Rev. **D71**, 083507 (2005), astro-ph/0501396.
 - [31] It can be shown that this process cannot occur classically unless the weak energy condition is violated [11, 29, 30].
 - [32] Fishler et al. adduced this fact, along with the seeming “reasonableness” of the FGG tunneling process, as evidence that degenerate metrics should be included in the path integral. If the FGG process does *not* occur and the tunneling is instead considered to occur through the horizon, we might interpret this as evidence *against* the inclusion of (at least some types of) degenerate metrics.