

MHD of rotating compact stars with spectral methods: description of the algorithm and tests

S. Bonazzola¹, L. Villain^{1,2} and M. Bejger^{1,3}

¹LUTH, CNRS, Observatoire de Paris, F-92195 Meudon Cedex, France

²DFA, Universitat d'Alacant, Ap. Correus 99, 03080 Alacant, Spain

³N. Copernicus Astronomical Center, PAN, Bartycka 18, PL-00-716 Warszawa, Poland

Abstract

A flexible spectral code for the study of general relativistic magnetohydrodynamics is presented. Aiming at investigating the physics of slowly rotating magnetized compact stars, this new code makes use of various physically motivated approximations. Among them, the relativistic anelastic approximation is a key ingredient of the current version of the code. In this article, we mainly outline the method, putting emphasis on algorithmic techniques that enable to benefit as much as possible of the non-dissipative character of spectral methods, showing also a potential astrophysical application and providing a few illustrative tests.

1 Introduction and motivation

During the last decades, Astrophysics has seen fast progress in its observational techniques, and a very wide flow of data is now coming from several orbital and ground-based detectors. This huge amount of information is a challenge not only to the data analysis community, but also to theorists, as accurate numerical models become more and more required to explain various astrophysical observations and to put to the test more qualitative theoretical predictions. Among the processes that are the most interesting and complicated from both physical and numerical points of view, those related with strong gravitational and/or magnetic fields play crucial roles inside or in the vicinity of compact objects. Hence, they are involved in the description of numerous phenomena, such as are massive stars core collapses, emergence of jets from active galaxies, emission of gamma-ray bursts (GRB) or of gravitational waves (GW), merger of binary neutron stars (NS) or just evolution of isolated NS. As a consequence, various codes for relativistic Magneto-HydroDynamics (MHD) have been developed [e.g. Koide *et al.* (1999), De Villiers & Hawley (2003), Gammie *et al.* (2003), Komissarov (2004), Shibata & Sekiguchi (2005), Duez *et al.* (2005), Antón *et al.* (2006), Mizuno *et al.* (2006)], with different scientific purposes, and therefore distinct choices in the physical approximations, in the writing of the equations and in the numerical implementation.

In the following, we present a new relativistic MHD code, mainly describing the methods and some basic tests. This code is tridimensional

and based on spectral methods, quite similar to the relativistic hydrodynamical code introduced in Villain & Bonazzola (2002) (hereafter referred to as Paper I) and Villain, Bonazzola & Haensel (2005) (Paper II). The new code was designed to be flexible and to fulfill several demands, the first of them being to solve MHD equations in the fixed curved space-time associated with the steady-state configuration of a slowly rotating NS (*i.e.* it currently works in the Cowling approximation). Those equations are solved in the whole interior of the star (including the origin), using *spherical vector components* and *spherical coordinates*, which is almost necessary to easily implement various boundary conditions (BC), and hence to be able to deal with a wide spectrum of physical situations. Another requirement for exploring numerous physical phenomena is that the code must be robust and stable in the sense of allowing to follow the evolutionary tracks during many rotational periods. In such a way, it can also be used to study the stability of the equilibrium configurations of rotating magnetized NSs. As we shall illustrate, this is made possible by the non-dissipative character of spectral methods and by some cautions taken in the algorithm, such as having the numerical magnetic field that stays divergence-free.

The article is divided in several sections: in Sect. 2, we summarized the typical orders of magnitude and timescales involved in the physical situations that we shall study in the future, using the resulting approximations to write the relativistic equations of motion in a Newtonian-like way. Then, the numerical method is described in Sect. 3. We discuss some possible applications in Sect. 4. Finally, Sect. 5 contains tests performed, whereas final conclusions are gathered in Sect. 6.

2 Timescales and equations of motion

We shall briefly remind orders of magnitude and timescales for the type of problems that will be studied by the code: We are interested in the MHD of old but not too cold (not superfluid) compact stars, which have radii of some 10^6 cm, mean baryonic densities $n \sim 10^{14}$ g/cm³, and magnetic fields of 10^{12} to 10^{16} gauss. We consider only compact stars whose density does not vanish at the surface (the so-called strange stars) or which have a rigid crust. In the latter case the domain of integration is limited to the liquid part of the star, completely liquid stars (just born very hot NSs) being much more difficult to treat since BC of wind solutions have to be imposed¹.

Most of known isolated rotating NSs do not have rotational frequency larger than 300 Hz ($\sim \Omega = 1880$ rad/s), which gives a period $\tau_{rot} = 3.3 \cdot 10^{-3}$ s. Retaining this typical value implies that a good approximation is to keep only terms linear in Ω , be it for the relativistic Euler equation or in the background metric. Using also the conformal flatness approximation, the metric is written as in Papers I and II in a (3+1)-like isotropic way (in $c = 1$ units)

$$ds^2 = -N^2 dt^2 - 2r^2 \sin(\theta)^2 a^2 N_3 d\phi dt + a^2 dl^2, \quad (1)$$

¹This kind of problem can be treated with two different numerical techniques: A finite difference method [like the one developed by the Valencia group, see for instance Antón *et al.* (2006)] during the in-falling and cooling phase, then the present algorithm once the crust is formed. On NSs winds, see also Bucciantini *et al.* (2006).

where dl^2 is the Euclidean infinitesimal 3-length, while r and θ are spherical coordinates, with the lapse N , the conformal factor a , and the shift N_3 that only depend on r .

Another important velocity for magnetized NSs is the Alfvén velocity defined as $c_a \sim B/\sqrt{4\pi n} \sim 10^4 B_{12}$ cm/s [with $B_{12} = B/(10^{12}\text{gauss})$], leading to the Alfvén crossing time $\tau_{Al} = 35 B_{12}^{-1}$ s (and to $\nu_{Al} = 0.028 B_{12}$). This time and the period are much larger than the acoustic crossing time τ_{ac} , whose value comes from the sound velocity that, in compact stars, is approximately equal to one third of the light velocity ($c_s \simeq 0.3c \rightarrow \tau_{ac} = 3.3 \cdot 10^{-4}$ s, with corresponding frequency: $\nu_{ac} = 2000$ Hz). As τ_{ac} is much shorter than the other characteristic times, we shall filter acoustic waves through the so-called relativistic anelastic approximation introduced in Paper I:

$$\frac{1}{\sqrt{e}} \partial_i (\sqrt{e} \mathcal{P}^i) = 0, \quad (2)$$

with e the determinant of the Euclidean 3-metric and $\mathcal{P}^i \equiv n N a^3 U^i$, where U^i is the spatial part of the fluid 4-velocity ($i \in [1, 3]$). Notice that contrary to what was done in Papers I and II, this relation is not necessarily linearized here, for we shall also use the divergence-free character of the \mathcal{P}^i 3-vector as a key feature for the algorithmic (see Sect. 3). Moreover, we shall already mention that the momentum density \mathcal{P} (which is the 1-form associated to $\vec{\mathcal{P}}$) is the main variable retained in the hydrodynamical part of the new code, while in previous works (Papers I and II), this variable was the velocity \vec{V} . The reason of the previous choice was that the vanishing matter density at the surface of the star (at least in Paper I), would not have made possible in general to recover the velocity from the momentum density².

As the star can be described as composed of a single neutral fluid (see Paper II), we follow Wilson (1972) and use both the form of the metric (1) and the anelastic approximation (2), to write Euler equation in the Newtonian-like way

$$\begin{aligned} \partial_t \mathcal{P}_i + \frac{n N}{f} \vec{\nabla}_j \left(\frac{f}{n} U^j \mathcal{P}_i \right) + \frac{a n N^2}{f} \vec{\nabla}_i P = \\ \frac{\mathcal{P}_\mu \mathcal{P}_\nu}{2 a^2 N \mathcal{P}^0} \vec{\nabla}_i g_{\mu\nu} + \frac{a^3 N^2 n}{f} \mathcal{F}_{i\mu} \mathcal{J}^\mu, \end{aligned} \quad (3)$$

where $f \equiv \rho + P$, whereas $\mathcal{F}_{i\mu} \mathcal{J}^\mu$ is the Lorentz force.

Mainly due to the frame-dragging effect, to curvature of space-time and to the possible non-ideality of the plasma, the Lorentz force contains numerous terms that we shall not all make explicit here. We shall just write it in such a way to make more visible the equivalent of the Newtonian force, which will be used in Sect. 5 to proceed to basic tests of the code

$$\mathcal{F}_{i\mu} \mathcal{J}^\mu \sim \frac{Z}{4\pi} (\vec{\nabla} \wedge \vec{B}) \wedge \vec{B} + RT, \quad (4)$$

where Z is a metric factor, \vec{B} a magnetic field-like vector and RT encompasses all other Relativistic Terms (related with frame-dragging, non-

²The division of $\vec{\mathcal{P}}$ by the matter density n is numerically possible only for stiff equation of state ($\Gamma \geq 2$).

ideality of the conductivity, *etc.*). \vec{B} is defined as

$$B^i = \frac{1}{2} \eta^{ijk} F_{jk}, \quad (5)$$

with η^{ijk} the tridimensional Euclidean Levi-Civita volume form and F_{jk} the Maxwell electromagnetic tensor. Its evolution is ruled by the so-called induction equation, which comes from relativistic Ohm's law³ applied to a neutral plasma

$$\kappa J_\mu = F_{\mu\nu} U^\nu, \quad (6)$$

where κ is the conductivity⁴, and from the homogeneous Maxwell equations

$$\partial_\alpha F_{\beta\gamma} + \partial_\beta F_{\gamma\alpha} + \partial_\gamma F_{\alpha\beta} = 0. \quad (7)$$

The relativistic induction equation for \vec{B} is written in a Newtonian-like way as

$$\partial_t \vec{B} + \vec{\nabla} \wedge (\vec{B} \wedge \vec{V}) + \vec{\nabla} \wedge (\kappa \vec{\mathcal{J}}) = 0, \quad (8)$$

where $V^i = U^i/U^0$ and $\mathcal{J}^i = N J^i$. Notice that due to the frame-dragging effect, J^i is not directly related to the curl of \vec{B} by the inhomogeneous Maxwell equation, but we shall not enter more into the detail here, and we just mention that while testing the code, we used the Newtonian expression of Faraday's equation in the MHD approximation

$$\frac{1}{4\pi} \vec{\mathcal{J}} = \vec{\nabla} \wedge \vec{B}. \quad (9)$$

The main reason behind that approximation is that it does not change the algorithmic but allows to verify the conservation of energy (see Sect.5) and consequently the whole mechanics of the code and its non-dissipative character. Furthermore, we would like to insist of the fact that what we present here is the simplest version of the code, containing the minimal number of physical assumptions. Thanks to the required flexibility, more physical situations can be easily considered (for example strong stratification, see further), by following the same strategy as going from Paper I to Paper II. However, notice that when treating non-linear problems, we will need some kind of artificial viscosity in order to smooth the solutions. Yet, the main difference between spectral and finite difference scheme codes is that with spectral codes, artificial viscosity and resistivity are put as differential operators, implying that we perfectly know their behaviour, while they also help to impose boundary conditions. Since for linearized⁵ problems, we do not need, in principle, dissipative terms, specific problems can arise due to the fact that instabilities have much more possibilities to develop. Consequently, the linearized non-dissipative version of the code is still in progress, even if some tests are already provided here (see Sect. 4), showing that the global strategy works well.

³See for instance Lichnerowicz (1967).

⁴Notice that the decay time of magnetic field in NS is, as the viscous time, much larger than the dynamical time under consideration here. See for instance Goldreich & Reisenegger (1992).

⁵Notice that what we call *the linear case* is a linearization around the rigid rotation solution, implying equations of motion very similar to the ondes described in Paper I and II.

3 The method

3.1 Implementation of the anelastic approximation

As in Papers I and II, the solving of the equations (linear or not) relies on two main ingredients:

- the Helmholtz theorem, that is to say the decomposition of vectors into divergence-free components and potential parts,
- the use of so-called angular potentials.

However, working with as variable the momentum makes the implementation of the anelastic approximation quite different, and we proceed by considering the equation of motion (Eq. 3) written in the following way:

$$\partial_t \mathcal{P}_i + \partial_i \tilde{P} = S_i, \quad (10)$$

where \tilde{P} is a kind of geometrically modified pressure ($\tilde{P} \equiv a N^2 \Pi$ with $d\Pi \equiv ndP/f$), while the term S_i represents all other terms appearing in Eq. (3) (non-linear included) and which are considered as a known source. Applied to this known source term S_i , Helmholtz theorem gives a divergence-free component \tilde{S}_i and a potential part $\partial_i \Psi$:

$$S_i = \tilde{S}_i + \partial_i \Psi. \quad (11)$$

Note that the above decomposition is not unique, since one can add an arbitrary harmonic function Ψ_A to the potential Ψ (or equivalently subtract its gradient to \tilde{S}_i) without altering the divergence of S_i . As we shall see in the following, this degree of freedom is used to impose an arbitrary BC for \tilde{P} (for example $\mathcal{P}_r = 0$). Due to the anelastic approximation and using the exact compensation that is required between $\partial_i \tilde{P}$ and $\partial_i \Psi$, the equation to be solved reads

$$\partial_t \mathcal{P}_i = \tilde{S}_i. \quad (12)$$

If the non-linear equations are considered, a viscosity μ (supposed to be constant) is added, and we have

$$\partial_t \mathcal{P}_i + \mu \Delta \mathcal{P}_i = \tilde{S}_i \quad (13)$$

Once \tilde{P} is obtained ($\tilde{P} = \Psi$), the new source term for the next time step can be calculated (in the barotropic case) by using the equation of state and the frozen metric. But before entering more into the detail of solving such equations (the induction equation being technically identical), we shall now briefly recap on angular potentials and their use in spherical geometry.

3.2 Vector angular potentials

As mentioned in Sect. 1, we are interested in solving vectorial partial differential equations (PDE) employing spherical components and spherical coordinates. The advantage of this choice is the possibility to impose exact boundary conditions at the surface of the star. The drawback, of course, are the coordinate singularities appearing in the PDEs, but with

spectral methods those difficulties can be easily overcome if we introduce the angular potentials η and μ defined as (Bonazzola & Marck 1990, Bonazzola *et al.* 1996)

$$B_\theta = \partial_\theta \eta - \frac{1}{\sin \theta} \partial_\phi \mu, \quad B_\phi = \frac{1}{\sin \theta} \partial_\phi \eta + \partial_\theta \mu \quad (14)$$

or analogously

$$\begin{aligned} \Delta_{\theta,\phi} \eta &= \frac{\partial^2 \eta}{\partial \theta^2} + \frac{\cos \theta}{\sin \theta} \frac{\partial \eta}{\partial \theta} + \frac{1}{\sin^2 \theta} \frac{\partial \eta}{\partial \phi^2} \\ &= \frac{\partial B_\theta}{\partial \theta} + \frac{\cos \theta}{\sin \theta} B_\theta + \frac{1}{\sin \theta} \frac{\partial B_\phi}{\partial \phi} \end{aligned} \quad (15)$$

Now, if we expand η in spherical harmonics we have

$$\Delta_{\theta,\phi} \eta = -l(l+1)\eta \quad (16)$$

Analogously for μ

$$\Delta_{\theta,\phi} \mu = \partial_\theta B_\phi + \frac{\cos \theta}{\sin \theta} B_\phi - \frac{1}{\sin \theta} \partial_\phi B_\theta \quad (17)$$

To illustrate the use of these potential by some examples, we shall mention that the divergence of a vector \vec{B} can be written

$$\text{div} \vec{B} = \partial_r B_r + \frac{2}{r} B_r + \frac{1}{r} \left(\partial_\theta B_\theta + \frac{\cos \theta}{\sin \theta} B_\theta + \frac{1}{\sin \theta} \partial_\phi B_\phi \right), \quad (18)$$

which reads, in spherical harmonic representation,

$$\partial_r B_r + \frac{2}{r} B_r - \frac{1}{r} l(l+1)\eta \quad (19)$$

In the same way, to deal with an equation like $\Delta \vec{B} = \vec{S}$ for a divergence-free vector \vec{B} , the decomposition in potentials of both \vec{B} and \vec{S} leads to solve

$$\frac{d^2 B_r}{dr^2} + \frac{4}{r} \frac{d}{dr} B_r + \frac{1}{r^2} (2 - l(l+1)) B_r = S_r, \quad (20)$$

$$\frac{d^2 \eta}{dr^2} + \frac{2}{r} \frac{d\eta}{dr} + \frac{1}{r^2} (-l(l+1)\eta + 2B_r) = \eta_S, \quad (21)$$

$$\frac{d^2 \mu}{dr^2} + \frac{2}{r} \frac{d\mu}{dr} - \frac{1}{r^2} l(l+1)\mu = \mu_S, \quad (22)$$

where Eq. (20) was obtained using the divergence-free nature of \vec{B} and Eq. (19). Notice that the equation for the toroidal part μ is decoupled from the other two equations.

Having obtained ordinary differential equations for the radial variable, we see that the problem of the singularities on the axis $\theta = -\pi$, $\theta = \pi$ is easily solved by means of spectral decomposition on spherical harmonics. Similarly, problems of singularities at $r = 0$ are solved by expanding the solution on a complete set of functions that have a good analytical behaviour at $r = 0$ (e.g. Chebyshev polynomials or a linear combination of them, see Appendix of Paper I).

3.3 Divergence-free decomposition

We shall now describe in more detail the new method that is used to apply Helmholtz theorem and decompose a vector field into a divergence-free and a potential parts. Consider again the equations of motion Eq. (12, 13), where S_i is a source term that is supposed to be known at the time t_{j-1} , and that we have to decompose into a divergence part \tilde{S}_i and a potential part $\partial_i \Phi$,

$$S_i = \tilde{S}_i + \partial_i \Phi. \quad (23)$$

The ordinary way to make this decomposition is described in all analysis textbooks and was applied in Paper I: one simply takes the divergence of the Eq. (23) and solves the Poisson equation

$$\Delta \Phi = \text{div} S. \quad (24)$$

Once Φ is obtained⁶, we got \tilde{S}_i by $\tilde{S}_i = S_i - \partial_i \Phi$.

The problem in the numerical implementation of this method is that in order to obtain \tilde{S}_i from Φ one needs to compute its gradient, while the numerical computation of a derivative means higher round-off errors and generation of numerical instabilities. To avoid this, in the MHD code, we first compute the angular potentials S_η and S_ϕ of the source S_i , as well as C_η , the η angular potential of its curl. Once these potential obtained, one has to solve the system

$$(\text{curl} \vec{S})_\eta = (\text{curl} \vec{S})_\eta, \text{div} \vec{S} = 0 \quad (25)$$

that reads, after an expansion in spherical harmonics

$$\frac{d\eta}{dr} + \frac{\eta}{r} - \frac{\tilde{S}_r}{r} = C_\eta, \quad \frac{d\tilde{S}_r}{dr} + \frac{2}{r}\tilde{S}_r - \frac{l(l+1)}{r}\eta = 0, \quad (26)$$

with η that is the potential of \tilde{S} .

The above system, after an expansion in Chebyshev polynomials, is an algebraic linear system whose matrix is a $2(N_r - 1) \times (2N_r - 1)$ one (N_r being the number of coefficients in the expansion) that can be reduced easily to a 8-diagonals matrix.

3.4 Solution for the equation of a divergence-free vector

The dispersive equation for the magnetic field B , see Eq. (8), can be written

$$\partial_t \vec{B} + 4\pi c^2 \text{curl}(\sigma \text{curl} \vec{B}) = S \quad (27)$$

where S contains all other terms. In the general case, the MHD equations are not linear and the solutions with zero viscosity (infinite Reynolds number) or/and zero conductivity (infinite magnetic Reynolds number) present discontinuity in the derivatives (infinite shear), and consequently cannot be described by numerical solution with finite resolution. We consider the general case with both conductivity σ and viscosity ζ not equal to zero. Particular cases for which ζ or/and σ vanish (*i.e.* linearized problems) will be discussed separately. We describe here the method used to

⁶As already mentioned, Φ is defined within a harmonic functions Φ_A that is kept as an additional degree of freedom used for the implementation of BC.

solve only the equation for the magnetic field B , the case of the equation of the density momentum $\vec{\mathcal{P}}$ being similar.

To proceed, we use the decomposition of the vector \vec{B} in radial component B_r and two angular potential η and μ as explained above (Eq. 14). The source term is calculated at time $t_{j+1/2}$ using the previous values at time t_j and t_{j-1} by

$$S^{j+1/2} = \frac{3S^j - S^{j-1}}{2}. \quad (28)$$

For the moment, we will consider σ constant, the non-constant case being technically identical (see Appendix of Paper I). Using the identity

$$\text{curl curl } \vec{B} = -\Delta \vec{B} + \overrightarrow{\text{grad}}(\text{div } \vec{B})$$

and taking into account the divergence-free nature of \vec{B} , an expansion in spherical harmonics gives the system [see Eqs. (20,21,22)]

$$\partial_t B_r + \sigma \left[\frac{d^2 B_r}{dr^2} + \frac{4}{r} \frac{dB_r}{dr} + \frac{1}{r^2} (2 - l(l+1)) B_r \right] = S_r \quad (29)$$

$$\partial_t \eta + \sigma \left[\frac{d^2 \eta}{dr^2} + \frac{2}{r} \frac{d\eta}{dr} + \frac{1}{r^2} (-l(l+1)\eta + 2B_r) \right] = S_\eta \quad (30)$$

$$\partial_t \mu + \sigma \left[\frac{d^2 \mu}{dr^2} + \frac{2}{r} \frac{d\mu}{dr} - \frac{1}{r^2} l(l+1)\mu \right] = S_\mu \quad (31)$$

where S_η and S_μ are respectively the angular potentials of the source S_i . Remember that the condition $\text{div } \vec{B} = 0$ reads

$$\frac{dB_r}{dr} + \frac{2}{r} B_r - \frac{1}{r} l(l+1)\eta = 0. \quad (32)$$

Notice also that the equations for B_r and μ are decoupled and behave like the Poisson equation.

There are different strategies to solve the above system: we can, for example solve the Eq. (29) and compute η by using the divergence [Eq. (32)]:

$$\eta = \frac{1}{l(l+1)} \left(r \frac{dB_r}{dr} + 2B_r \right).$$

This method is very simple, but its drawback is that we have to perform a derivative with respect to r of B_r , that generates high spacial frequency noise, which in turn produces numerical instabilities in a MHD code. We can also use the method described in Paper I, but we present here a different one that is more robust.

This new method is the following: After the time discretisation, a second order (in time) implicit scheme consists in re-writing the Eqs. (29, 30) in the following way:

$$\begin{aligned} B_r^{j+1} - \frac{\delta t}{2} \sigma \left[\frac{d^2 B_r^{j+1}}{dr^2} + \frac{4}{r} \frac{dB_r^{j+1}}{dr} + \frac{1}{r^2} (2 - l(l+1)) B_r^{j+1} \right] = \\ B_r^j + \frac{\delta t}{2} \sigma \left[\frac{d^2 B_r^j}{dr^2} + \frac{4}{r} \frac{dB_r^j}{dr} + \frac{1}{r^2} (2 - l(l+1)) B_r^j \right] + \delta t S_r^{j+1/2}, \end{aligned} \quad (33)$$

$$\begin{aligned} \eta^{j+1} - \frac{\delta t}{2} \sigma \left[\frac{d^2 \eta^{j+1}}{dr^2} + \frac{2}{r} \frac{d\eta^{j+1}}{dr} + \frac{1}{r^2} (2B_r^{j+1} - l(l+1)\eta^{j+1}) \right] = \\ \eta^j + \frac{\delta t}{2} \sigma \left[\frac{d^2 \eta^j}{dr^2} + \frac{2}{r} \frac{d\eta^j}{dr} + \frac{1}{r^2} (2B_r^j - l(l+1)\eta^j) \right] + \delta t S_\eta^{j+1/2}, \end{aligned} \quad (34)$$

where δt is the time increment and $S_\eta^{j+1/2}$ is the value of the source extrapolated at time $t_j + \delta t/2$ as explained by Eq.(28). Note the presence of the singular term $(2B_r^j - l(l+1)\eta^j)/r^2$ at the RHS of the Eq. (34). An elementary study of the analytical properties of the above system of equations shows that the solutions vanish at least as r^{l-1} at the origin $r = 0$.⁷ Consequently for $l \geq 3$, the solutions vanish fast enough to avoid actual singularities in the apparently singular terms of Eq. (34) RHS. For $l = 1, 2$, those terms are indeed singular, but the solution is not singular because they do compensate exactly. However, in order to overcome this numerical difficulty, we re-write Eq. (34) by using Eq. (32) as follows:

$$\begin{aligned} \eta^{j+1} - \frac{\delta t}{2} \sigma \left[\frac{d^2 \eta^{j+1}}{dr^2} + \frac{2}{r} \frac{d\eta^{j+1}}{dr} + \frac{1}{r^2} (l(l-1)\eta^{j+1}) \right] = \\ \eta^j + \frac{\delta t}{2} \sigma \left[\frac{d^2 \eta^j}{dr^2} + \frac{2}{r} \frac{d\eta^j}{dr} - \frac{1}{r^2} l(l-1)\eta^j \right] + (S^1 + S_\eta^{j+1/2}) \delta t, \end{aligned} \quad (35)$$

where S^1 is a new source term:

$$S^1 = \frac{\sigma}{2r^2} \left[-\frac{2}{l+1} \left(r \frac{dB_r^{j+1/2}}{dr} + 2B_r^{j+1/2} \right) + 2B_r^{j+1/2} \right] \quad (36)$$

It easy to see that for $l = 1$ or $l = 2$, since $B_r^l = b_l r^{l-1} + \dots$ and $\eta^l = e_l r^{l-1} + \dots$, all the terms in Eq. (35) are regular.

Then, the way to proceed consists in first, getting homogeneous solutions by doing the following:

- a) - Compute an homogeneous solution of the system of Eq. (33, 34): solve with $S_r^{j+1/2} = 0$ for calculating B_r^{j+1} , let B_r^h be this solution.
- b) - Compute an homogeneous solution η_h of the Eq. (35): solve with $S^1 = 0$ and $S_\eta^{j+1/2} = 0$
- c) - Compute a particular solution η^{h1} of the Eq. (35) using $S_\eta^{j+1/2} = 0$ and S^1 , the latter being computed from B_r^h
- d) - Impose, by using the homogeneous solution η_h , that the divergence given by the Eq. (32) vanishes at the boundary ($r = R$).

In such a way, we have a homogeneous solution of the system (33, 34) that satisfies exactly the condition of vanishing divergence ($S_r^{j+1/2} = 0$, $S_\eta^{j+1/2} = 0$) at the boundary. All those homogeneous solutions are stored and have to be computed at each time-step whether $\delta t \sigma$ depends on time. The complete solution is computed by obtaining, in a similar way, a particular solution and by using the homogeneous solution to satisfy the BC. The condition $\text{div} \vec{B} = 0$, as was already said, is fulfilled exactly by construction at the boundary and approximately in the interval $0 \leq r \leq R$. For a given number of degrees of freedom N_r in r , the error ϵ depends on the value of $\delta t \sigma$. In practical cases, we had $10^{-11} \leq \epsilon \leq 10^{-5}$.

⁷The value $l = 0$ is forbidden, because we treat a pure vector field.

4 Non-dissipative MHD

In the previous section, we have discussed the general MHD problem (non-vanishing viscosity and resistivity). As explained, the presence of viscosity and resistivity allows us to easily impose BCs and help to stabilize. Yet, there are astrophysical steady-state problems for which we really need a non-dissipative code, for example while probing the stability of hydromagnetic configurations. For such a class of problems, linearized MHD has to be used, viscosity and resistivity being no more necessary to smooth the solutions. Consequently, the implementation of BCs has to be done in a different way. This technology is in progress, and we present here an example of application inspired by a model of γ -ray bursts proposed recently by Paczyński & Haensel (2005) and based on previous proposals by Kluźniak & Ruderman (1998) and Dai & Lu (1998).

This model consists in a just born differentially rotating and magnetized NS, that during the cooling time (and consequently the shrinking time) undergoes a phase transition and becomes a *differentially rotating stratified quark star*. At this point, the poloidal magnetic field is stretched by the differential rotation and a fraction of the rotational kinetic energy related with the differential rotation is transformed into magnetic energy of a toroidal field. Orders of magnitude estimation shows that for a star initially rotating at 200 Hz, with an amount of some few percent of the total rotational kinetic energy due to the differential rotation, energy budget is met. Moreover, a strong toroidal magnetic field ($\sim 10^{15}$ gauss) is generated. If there are no losses, the magnetic field reaches a maximum and starts to decrease, transforming its magnetic energy into differential kinetic energy (at constant kinetic momentum). The duration of this twisting period depends on the intensity of the preexisting poloidal magnetic counterpart \vec{B}_p (~ 100 rotation periods for $B_p = 10^{13}$ gauss). From a numerical point of view, the winding time of the toroidal magnetic field B_{phi} , takes about hundred rotation periods of the star and we have to avoid important energy losses.

The low dissipation condition cannot be fulfilled with the code described above for reasonable numerical viscosity and resistivity. Hence, we have modified it, taking into account the particularity of the problem in order to eliminate numerical dissipation. The strong stratification of the star suggests the approximation $V_r = 0$ and $V_\theta = 0$, since motions of the matter inside the star tend to be parallel to iso-potential surfaces: $V_r \sim 0$, $V_\theta \sim 0$. Consequently, only evolutions of the toroidal components of the magnetic field B_ϕ and of the velocity V_ϕ are pertinent to our problem.

4.1 Evolution of the toroidal component B_ϕ

The problem being axi-symmetric, with an equatorial symmetry the evolution equations read

$$\partial_t B_\phi - B_r(\partial_r V_\phi - \frac{1}{r}V_\phi) + B_\theta(\partial_\theta V_\phi - \frac{1}{r}\frac{\cos\theta}{\sin\theta}V_\phi) = 0, \quad (37)$$

$$\partial_t V_\phi - \frac{1}{n} \left[B_r(\partial_r B_\phi + \frac{1}{r}B_\phi) + \frac{B_\theta}{r}(\partial_\theta B_\phi + \frac{\cos\theta}{\sin\theta}B_\phi) \right] = 0, \quad (38)$$

from which we see that in the case of rigid rotation, $V_\phi = r \sin \theta$, B_ϕ does not evolve.

In what follows, we shall assume in addition that the poloidal magnetic field can be written (taking into account the symmetries of the problem)

$$B_r = \cos \theta (b_1 + b_2 r^2 \cos(2\theta) + \dots,$$

B_θ being obtained by the condition $\text{div} \vec{B} = 0$.

We have to impose BCs in order to have an unique solution. A study of the Eqs.(37) and (38) shows that this system is hyperbolic. Consequently, one BC can be imposed at the surface of the star. Physically, an Alfvén wave is created in order to satisfy the given BC. Notice, that for an Alfvén wave propagating radially, the phase velocity is

$$V_{Al}^2 = \frac{1}{4\pi n} B_r^2, \quad (39)$$

which is maximum at the pole ($\theta = \pi$) and vanishes for $\theta = 0$.

The technique to solve this system is to work in configuration space in θ and in the Chebyshev space for r . Once the discretisation of θ is done, we are confronted with N_θ hyperbolic systems that can be solved implicitly. Since the Alfvén velocity can be very small for θ close to $\pi/2$, the number of degrees of freedom N_r for r must be high enough to describe the Alfvén wave that propagates very slowly along the radius. In conclusion, N_r depends on N_θ . Note that for $\theta = \pi/2$ (the equator) the system is completely degenerated, and B_ϕ vanishes as it is anti-symmetric with respect to the equator.

The finale solution of the system strongly depends on the chosen BCs. For example, if we choose $B_\phi = 0$ $|_{r=R}$, the Poincaré vector vanishes, and the energy is conserved. Note that the radial component J_r of the current vanishes at the surface too:

$$J_r = \frac{1}{r} (\partial_\theta B_\phi + \frac{\cos \theta}{\sin \theta} B_\phi).$$

The BC we have chosen in our example allows us to check easily the conservation of the energy and consequently to test the accuracy of the code as we shall now illustrate in the last section.

5 Tests

We present now a couple of illustrative tests of the spectral code, which were performed with the linear version, neglecting all dissipative terms. On Figs. 1 and 2, we show the case of a pure hydrodynamical coupling between an r-mode (lower frequency) and $l = 2$ f-mode (higher frequency); the figures show the variation of velocity v_ϕ on the surface of the star during time. The number of coefficient in spectral expansion are as follows: 24, 6 and 4 in r , θ and ϕ direction, respectively, and the time-step is 10^{-2} (in the computational units in which the period of rotation is equal unity)

We also show the conservation of energy in a linear MHD code and the dissipation terms set to zero (Fig. 3). The energy is conserved up

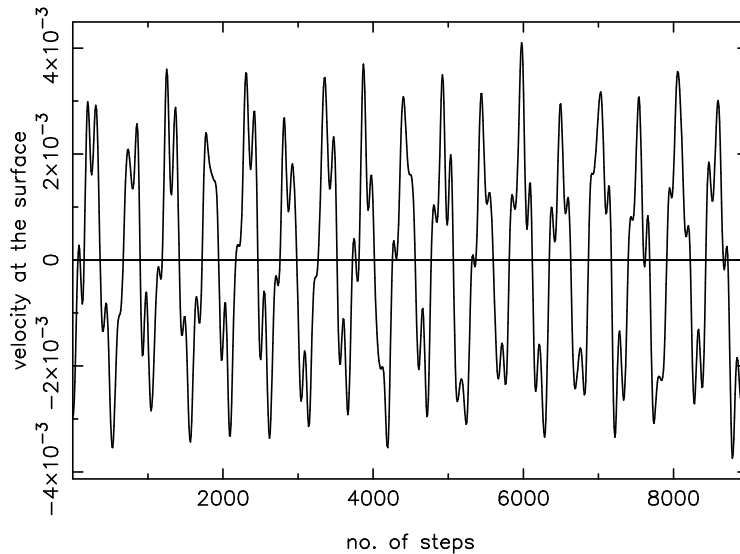


Figure 1: The velocity v_ϕ of a given point on the surface of the star with excited $l = 2$ r- and f-modes, versus the time-step.

to the value of 10^{-8} (the difference between the total initial and final energy) during 500 time-steps, with the time-step 10^{-3} . The model is axisymmetric (24 coefficients in r -direction and 16 in θ -direction). The initial v_ϕ velocity profile was $r \sin \theta - r^3 \sin^3 \theta$, the initial magnetic field had radial component only: $B_r = \sin \theta (1 - (r/R)^2)$. At the end of the cycle, the star has gained strong differential rotation and a poloidal component of the magnetic field.

The tests we have shown concern only linear (or linearised) problems - but we want to point out again that linear problems, when using spectral methods, are the most severe ones. Indeed, the code has to work with vanishing viscosity and conductivity, and because spectral methods have no intrinsic numerical dissipation - this implies that the numerical instabilities have greater opportunity to grow than in the non-linear case, where we can increase the viscosity and resistivity until the code becomes stable. This is the reason why the stability conditions illustrated here were obtained in a non-trivial way, that will be explained in detail in a future article.

6 Conclusions

We have described a code based on spectral methods able to handle 3D relativistic MHD problems in a sphere (e.g. the interior of a slowly rotating neutron star). The code uses spherical coordinates and spherical components of the velocity \vec{V} and of the magnetic field \vec{B} . The use of spherical coordinates and spherical components allows us to impose exact BCs on the surface of the star. Moreover, thanks to spectral methods, the singularities present on the z axis and at $r = 0$, which result from spherical coordinates, can be treated properly. We want to point out that the numerical solution is obtained in the *whole* star.

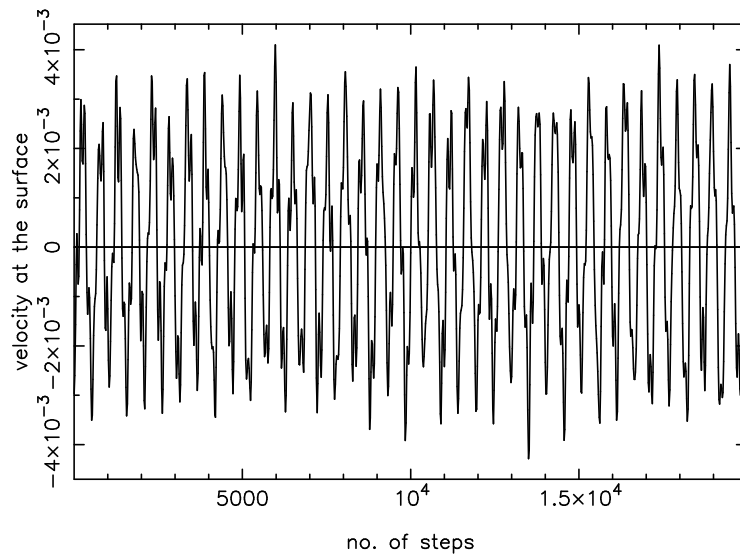


Figure 2: The same as on Fig. 1, but for 20000 steps, in order to visualize the lack of dissipation and the long-term stability of the code.

As far as physics is concerned, order of magnitude considerations show that for most of the known compact stars, the acoustic time scale is much shorter than other time scales (Alfvén, Brunt-*Väisälä*, rotation time scale, ...). In order to more easily have an efficient code, the anelastic approximation, which filters acoustic waves, is used. In such a way, slow evolution of the star can be followed for tenths rotations of the star. Moreover, due to the intrinsic accuracy and low dissipativity of spectral methods, the code is well suited to study the stability of steady-state MHD configurations and other physical problems that we shall investigate elsewhere.

Acknowledgements

One of us (SB) thanks Dr. J. Novak for helpful discussions. LV and MB were supported, respectively, by the Marie Curie Intra-european Fellowships MEIF-CT-2005-025498 and MEIF-CT-2005-023644, within the 6th European Community Framework Programme.

References

- Antón, L., Zanotti, O., Miralles, J.A., Martí, J.M., Ibáñez, J.M., Font, J.A., Pons, J.A., *ApJ* **637**, 296 (2006)
- Bonazzola, S., Friebe, J., Gourgoulhon, E. *Astrophys. J.* **3012**, 675 (1996)
- Bonazzola, S. Marck, J.A. *J.Comp. Phys.* **87**, 201 (1990)
- Bucciantini, N., Thompson, T.A., Arons, J., Quataert, E., Del Zanna, L., *Mon. Not. Roy. Astron. Soc.* **368**, 1717 (2006)
- Dai, Z.G., Lu, T., *Phys. Rev. Lett.* **81**, 4301 (1998)

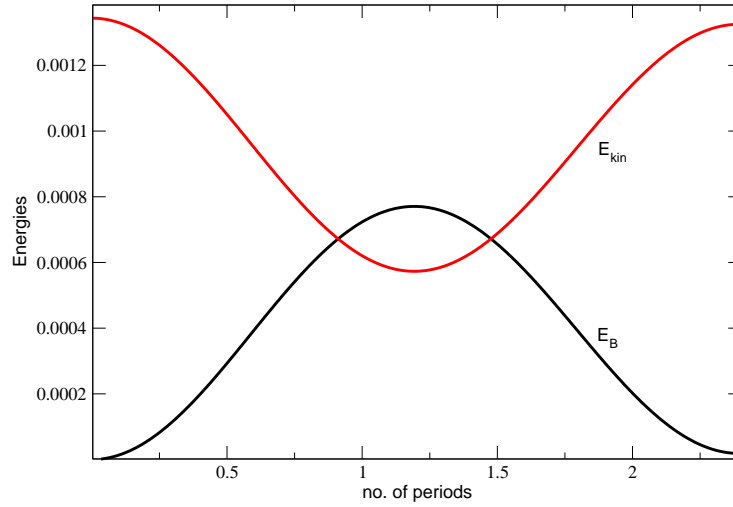


Figure 3: The interplay between the kinetic energy E_{kin} and magnetic energy E_B during the transformation of a toroidal magnetic field from the initial purely poloidal magnetic field, due to differential rotation, vs the number of torsional periods (see text for details).

- De Villiers, J.-P. Hawley, J. F., ApJ **589**, 458 (2003)
- Duez, M. D., Liu, Y. T., Shapiro, S. L., Stephens, B. C., Phys. Rev. D **72**, 024028 (2005)
- Gammie, J.C., McKinney, J.C., Tóth, G., ApJ **589**, 444 (2003)
- Goldreich, P., Reisenegger, A., ApJ **395**, 250 (1992)
- Kluźniak, W., Ruderman, M., ApJ **505**, L113 (1998)
- Koide, S., Shibata, K., Kudoh, T., ApJ **522**, 727 (1999)
- Komissarov, S.S., Mon. Not. Roy. Astron. Soc. **350**, 1431 (2004)
- Lichnerowicz, A., Relativistic Hydrodynamics and Magnetohydrodynamics, New York: Benjamin, (1967)
- Mizuno, Y., Nishikawa, K.I., Koide, S., Hardee, P., Fishman, G.J., astro-ph/0609004
- Paczynski, B., Haensel, P. Mon. Not. Roy. Astron. Soc. Lett. **362**, L4 (2005)
- Shibata, M., Sekiguchi, Y.-I., Phys. Rev. D **72**, 044014 (2005)
- Villain, L., Bonazzola, S. Phys. Rev. D **66**, 123001 (2002)
- Villain, L., Bonazzola, S., Haensel, P. Phys.Rev. D **71**, 083001 (2005)
- Wilson, J. R. ApJ **172**, 431 (1972)