

Precise Measurement of $B^0 - \overline{B}^0$ Mixing Parameters at the $\Upsilon(4S)$

CLEO Collaboration

(October 22, 2018)

Abstract

We describe a measurement of $B^0 - \overline{B}^0$ mixing parameters exploiting a method of partial reconstruction of the decay chains $\overline{B} \rightarrow D^{*\pm} \pi^\mp$ and $\overline{B} \rightarrow D^{*\pm} \rho^\mp$. Using $9.6 \times 10^6 B\overline{B}$ pairs collected at the Cornell Electron Storage Ring, we find $\chi_d = 0.198 \pm 0.013 \pm 0.014$, $|y_d| < 0.41$ at 95% confidence level, and $|\Re(\epsilon_B)| < 0.034$ at 95% confidence level.

B. H. Behrens,¹ W. T. Ford,¹ A. Gritsan,¹ J. Roy,¹ J. G. Smith,¹ J. P. Alexander,²
 R. Baker,² C. Bebek,² B. E. Berger,² K. Berkelman,² F. Blanc,² V. Boisvert,²
 D. G. Cassel,² M. Dickson,² P. S. Drell,² K. M. Ecklund,² R. Ehrlich,² A. D. Foland,²
 P. Gaidarev,² L. Gibbons,² B. Gittelman,² S. W. Gray,² D. L. Hartill,² B. K. Heltsley,²
 P. I. Hopman,² C. D. Jones,² D. L. Kreinick,² M. Lohner,² A. Magerkurth,² T. O. Meyer,²
 N. B. Mistry,² E. Nordberg,² J. R. Patterson,² D. Peterson,² D. Riley,² J. G. Thayer,²
 P. G. Thies,² B. Valant-Spaight,² A. Warburton,² P. Avery,³ C. Prescott,³ A. I. Rubiera,³
 J. Yelton,³ J. Zheng,³ G. Brandenburg,⁴ A. Ershov,⁴ Y. S. Gao,⁴ D. Y.-J. Kim,⁴
 R. Wilson,⁴ T. E. Browder,⁵ Y. Li,⁵ J. L. Rodriguez,⁵ H. Yamamoto,⁵ T. Bergfeld,⁶
 B. I. Eisenstein,⁶ J. Ernst,⁶ G. E. Gladding,⁶ G. D. Gollin,⁶ R. M. Hans,⁶ E. Johnson,⁶
 I. Karliner,⁶ M. A. Marsh,⁶ M. Palmer,⁶ C. Plager,⁶ C. Sedlack,⁶ M. Selen,⁶ J. J. Thaler,⁶
 J. Williams,⁶ K. W. Edwards,⁷ R. Janicek,⁸ P. M. Patel,⁸ A. J. Sadoff,⁹ R. Ammar,¹⁰
 A. Bean,¹⁰ D. Besson,¹⁰ R. Davis,¹⁰ N. Kwak,¹⁰ X. Zhao,¹⁰ S. Anderson,¹¹ V. V. Frolov,¹¹
 Y. Kubota,¹¹ S. J. Lee,¹¹ R. Mahapatra,¹¹ J. J. O'Neill,¹¹ R. Poling,¹¹ T. Riehle,¹¹
 A. Smith,¹¹ J. Urheim,¹¹ S. Ahmed,¹² M. S. Alam,¹² S. B. Athar,¹² L. Jian,¹² L. Ling,¹²
 A. H. Mahmood,^{12,*} M. Saleem,¹² S. Timm,¹² F. Wappler,¹² A. Anastassov,¹³
 J. E. Duboscq,¹³ K. K. Gan,¹³ C. Gwon,¹³ T. Hart,¹³ K. Honscheid,¹³ D. Hufnagel,¹³
 H. Kagan,¹³ R. Kass,¹³ T. K. Pedlar,¹³ H. Schwarthoff,¹³ J. B. Thayer,¹³ E. von Toerne,¹³
 M. M. Zoeller,¹³ S. J. Richichi,¹⁴ H. Severini,¹⁴ P. Skubic,¹⁴ A. Undrus,¹⁴ S. Chen,¹⁵
 J. Fast,¹⁵ J. W. Hinson,¹⁵ J. Lee,¹⁵ N. Menon,¹⁵ D. H. Miller,¹⁵ E. I. Shibata,¹⁵
 I. P. J. Shipsey,¹⁵ V. Pavlunin,¹⁵ D. Cronin-Hennessy,¹⁶ Y. Kwon,^{16,†} A.L. Lyon,¹⁶
 E. H. Thorndike,¹⁶ C. P. Jessop,¹⁷ H. Marsiske,¹⁷ M. L. Perl,¹⁷ V. Savinov,¹⁷ D. Ugolini,¹⁷
 X. Zhou,¹⁷ T. E. Coan,¹⁸ V. Fadeyev,¹⁸ Y. Maravin,¹⁸ I. Narsky,¹⁸ R. Stroynowski,¹⁸
 J. Ye,¹⁸ T. Wlodek,¹⁸ M. Artuso,¹⁹ R. Ayad,¹⁹ C. Boulahouache,¹⁹ K. Bukin,¹⁹
 E. Dambasuren,¹⁹ S. Karamov,¹⁹ G. Majumder,¹⁹ G. C. Moneti,¹⁹ R. Mountain,¹⁹
 S. Schuh,¹⁹ T. Skwarnicki,¹⁹ S. Stone,¹⁹ G. Viehhauser,¹⁹ J.C. Wang,¹⁹ A. Wolf,¹⁹ J. Wu,¹⁹
 S. Kopp,²⁰ S. E. Csorna,²¹ I. Danko,²¹ K. W. McLean,²¹ Sz. Márka,²¹ Z. Xu,²¹
 R. Godang,²² K. Kinoshita,^{22,‡} I. C. Lai,²² S. Schrenk,²² G. Bonvicini,²³ D. Cinabro,²³
 S. McGee,²³ L. P. Perera,²³ G. J. Zhou,²³ E. Lipeles,²⁴ M. Schmidtler,²⁴ A. Shapiro,²⁴
 W. M. Sun,²⁴ A. J. Weinstein,²⁴ F. Würthwein,^{24,§} D. E. Jaffe,²⁵ G. Masek,²⁵ H. P. Paar,²⁵
 E. M. Potter,²⁵ S. Prell,²⁵ V. Sharma,²⁵ D. M. Asner,²⁶ A. Eppich,²⁶ J. Gronberg,²⁶
 T. S. Hill,²⁶ R. J. Morrison,²⁶ H. N. Nelson,²⁶ and R. A. Briere²⁷

¹University of Colorado, Boulder, Colorado 80309-0390

²Cornell University, Ithaca, New York 14853

³University of Florida, Gainesville, Florida 32611

*Permanent address: University of Texas - Pan American, Edinburg, TX 78539.

†Permanent address: Yonsei University, Seoul 120-749, Korea.

‡Permanent address: University of Cincinnati, Cincinnati, OH 45221

§Permanent address: Massachusetts Institute of Technology, Cambridge, MA 02139.

- ⁴Harvard University, Cambridge, Massachusetts 02138
- ⁵University of Hawaii at Manoa, Honolulu, Hawaii 96822
- ⁶University of Illinois, Urbana-Champaign, Illinois 61801
- ⁷Carleton University, Ottawa, Ontario, Canada K1S 5B6
and the Institute of Particle Physics, Canada
- ⁸McGill University, Montréal, Québec, Canada H3A 2T8
and the Institute of Particle Physics, Canada
- ⁹Ithaca College, Ithaca, New York 14850
- ¹⁰University of Kansas, Lawrence, Kansas 66045
- ¹¹University of Minnesota, Minneapolis, Minnesota 55455
- ¹²State University of New York at Albany, Albany, New York 12222
- ¹³Ohio State University, Columbus, Ohio 43210
- ¹⁴University of Oklahoma, Norman, Oklahoma 73019
- ¹⁵Purdue University, West Lafayette, Indiana 47907
- ¹⁶University of Rochester, Rochester, New York 14627
- ¹⁷Stanford Linear Accelerator Center, Stanford University, Stanford, California 94309
- ¹⁸Southern Methodist University, Dallas, Texas 75275
- ¹⁹Syracuse University, Syracuse, New York 13244
- ²⁰University of Texas, Austin, TX 78712
- ²¹Vanderbilt University, Nashville, Tennessee 37235
- ²²Virginia Polytechnic Institute and State University, Blacksburg, Virginia 24061
- ²³Wayne State University, Detroit, Michigan 48202
- ²⁴California Institute of Technology, Pasadena, California 91125
- ²⁵University of California, San Diego, La Jolla, California 92093
- ²⁶University of California, Santa Barbara, California 93106
- ²⁷Carnegie Mellon University, Pittsburgh, Pennsylvania 15213

The discovery of $B^0 - \overline{B}^0$ mixing in 1987 [1] signaled a large top quark mass and allows the anticipation of observable CP violating asymmetries in the B^0 meson in the near future. Well-known values of the parameters describing mixing will be necessary to extract precise values of CP violating parameters, as planned at asymmetric B factories [2]. In addition, the size of $B^0 - \overline{B}^0$ mixing is characterized by the mass difference parameter Δm_d and is proportional to the square of $|V_{tb}^* V_{td}|$, the magnitude of one side of the “Unitarity Triangle” [3] which describes some of the mathematical constraints imposed by unitarity upon the elements of the CKM matrix [4]. Accurate measurements of Δm for B^0 and B_s^0 mesons therefore provide an independent check on our understanding of CP violation in the Standard Model.

Mixing in the $B^0 - \overline{B}^0$ system may be described by the parameters x_d , y_d , p , and q . The parameter $x_d = \Delta m_d / \Gamma_d$, where Δm_d is the mass difference between the heavy and light eigenstates B_H and B_L and Γ_d is the average natural decay width. Similarly, y_d is the normalized lifetime difference between the two eigenstates, and can be written as $\Delta \Gamma_d / 2\Gamma_d$. The parameters p and q describe the B^0 and \overline{B}^0 amplitudes, respectively, in the eigenstates B_H and B_L . When the $\Upsilon(4S)$ is produced with symmetric energy electron positron collisions, the experimentally accessible quantity is χ_d , the time-integrated probability for an initially produced B^0 or \overline{B}^0 meson to decay as its CP conjugate. It may be written in terms of x_d and y_d :

$$\chi_d = \frac{\Gamma(B^0 \rightarrow \overline{B}^0)}{\Gamma(B^0 \rightarrow B^0) + \Gamma(B^0 \rightarrow \overline{B}^0)} \simeq \frac{x_d^2 + y_d^2}{2(1 + x_d^2)}. \quad (1)$$

Under certain assumptions, a measurement of χ_d can be combined with direct determinations of Δm_d and the B meson lifetime in order to extract y_d . The ancillary variable, ϵ_B , is analogous to the K^0 -mixing parameter ϵ , and is defined through the relation $p = (1 + \epsilon_B) / \sqrt{2(1 + |\epsilon_B|^2)}$. Limits on ϵ_B can be extracted by searching for a CP violating asymmetry in the events where mixing has occurred. The mixing parameters y_d and ϵ_B are both expected to be of order 10^{-2} [3] with considerable uncertainty.

In this letter, we report new measurements of the $B^0 - \overline{B}^0$ mixing parameters measured at the $\Upsilon(4S)$ resonance. We attempt to determine the beauty quantum number (or flavor) at decay for both of the B mesons produced in the $\Upsilon(4S)$ decay using a novel method subject to systematic uncertainties very different from previous measurements [1], [5]. When the decay flavors of the two B mesons in the event coincide, it indicates that the second B has undergone mixing in the interval between the decays of the two B mesons. The flavor of one B meson at decay is tagged by a high-momentum lepton originating from the decay chain $B \rightarrow X \ell \nu$. The flavor at decay of the remaining B meson is determined through partial reconstruction of the decay chain $\overline{B}^0 \rightarrow D^{*+} h_W^-$ (charge conjugate modes implied), where h_W^- refers either to a π^- or ρ^- . The electric charge of the h_W identifies (tags) the value of the B flavor at the time of its decay. (We assume the double Cabibbo suppressed decay $\overline{B}^0 \rightarrow D^{*-} h_W^+$ is negligible.) By employing the hadronic flavor tag for one B^0 in the event, this method sacrifices statistical accuracy relative to methods where a semileptonic decay is used to tag the flavor of both B mesons in the event. However, the systematic error due to the uncertainty in the charged to neutral B meson production ratio at the $\Upsilon(4S)$

that dominates measurements of χ_d at the $\Upsilon(4S)$ using dileptons is substantially reduced [6]. As a result this method results in a significant improvement in precision over previous measurements of χ_d at the $\Upsilon(4S)$.

Four charge combinations of hadrons and leptons are possible: $h_W^+\ell^+$, $h_W^-\ell^-$, $h_W^+\ell^-$, and $h_W^-\ell^+$. In the absence of backgrounds or mistags, these correspond to the four flavor combinations B^0B^0 , $\overline{B^0}\overline{B^0}$, $B^0\overline{B^0}$, and $\overline{B^0}B^0$, respectively. Then,

$$\chi_d = \frac{h_W^+\ell^+ + h_W^-\ell^-}{h_W^+\ell^+ + h_W^-\ell^- + h_W^+\ell^- + h_W^-\ell^+}. \quad (2)$$

In practice, the raw counts recorded in each of the combinations must be corrected for processes that incorrectly tag the B decay flavor (mistags). Mistags may be due either to leptons not arising from the primary decay $B \rightarrow X\ell\nu$ or hadrons not arising from the hypothesized decay chain $\overline{B^0} \rightarrow D^{*+}h_W^-$. Backgrounds (non- $\overline{B^0}$ events), which can contribute either to the denominator or numerator, must be subtracted.

The data were recorded at the Cornell Electron Storage Ring (CESR) with two configurations of the CLEO detector called CLEO II [7] and CLEO II.V. In the CLEO II.V configuration, the innermost wire chamber was replaced with a precision three-layer silicon vertex detector (SVX) [8]. The results presented here are based upon an integrated luminosity of 9.1 fb^{-1} of e^+e^- data taken at the $\Upsilon(4S)$ energy and 4.4 fb^{-1} taken an average of 60 MeV below $B\overline{B}$ threshold. The Monte Carlo simulation of the CLEO detector was based upon GEANT [9] and simulated events were processed in the same manner as the data.

The method of partial reconstruction used in this Letter has been described in detail elsewhere [10]. By observing the h_W and the soft pion from the decay $D^{*+} \rightarrow D^0\pi_s^+$, we deduce the kinematics of the decay chain $\overline{B^0} \rightarrow D^{*+}h_W^-$ without reconstruction of the D^0 . We denote the charged pion from the h_W as π_f .

The hadronic B^0 decay may be described by three angles. The angle formed, in the B (D^*) rest frame, between the D^* (D^0) flight direction and the direction of the lab frame, is called θ_B^* ($\theta_{D^*}^*$). A larger value of $\cos\theta_B^*$ ($\cos\theta_{D^*}^*$) corresponds to a higher momentum of the h_W (π_s). The third angle, ϕ , is the angle between the plane of the $\overline{B^0} \rightarrow D^{*+}h_W^-$ decay and the plane that contains the h_W^- and the π_s^+ , as shown in Fig. 1. All three angles have distinctive distributions for signal and background. The $\cos\theta_B^*$ distribution is constant for signal because the B meson is a scalar particle. The distribution of $\cos\theta_{D^*}^*$ shows the 100% polarization in the $D^{*+}\pi^-$ mode from conservation of angular momentum, and shows the 87% polarization that has been measured in the $D^{*+}\rho^-$ mode. The distribution of $\cos\phi$ is a combination of the π_s and h_W momenta and the angle between them. For most signal events it reconstructs inside the physical region $-1 < \cos\phi < 1$. For non-signal events as well as signal events with imperfect measurements of the pion momenta, $\cos\phi$ can be calculated but may fail to have a physical value.

In order to select hadronic $D^{*+}h_W^-$ decay candidates for the analysis, both the π_s and π_f candidate tracks must be well-reconstructed and consistent with originating at the e^+e^- interaction point, and must not be identified as a lepton. We reconstruct ρ^\pm candidates from $\pi_f^\pm\pi^0$ combinations, where the π^0 is formed from a pair of photon candidates.

The h_W momentum is required to fall in the kinematically allowed range for $\overline{B^0} \rightarrow D^{*+}h_W^-$ decays, assuming $E_{B^0} = E_{beam}$. We require the momentum of the π_s to be below 300 MeV/ c .

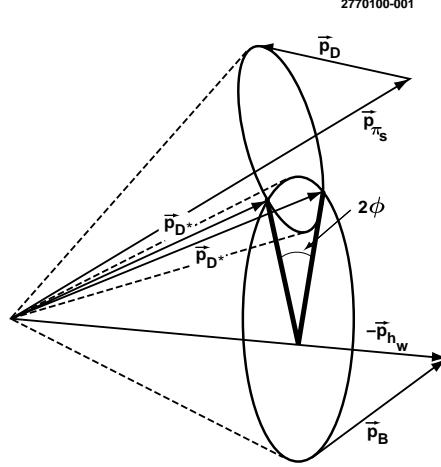


FIG. 1. The definition of the angle ϕ . The lower cone shows constraints of the B decay kinematics, and the upper cone shows those of the D^* decay kinematics; their intersection defines the two solutions for the D^* momentum.

The π_s and π_f are required to have opposite electrical charges. We require $|\cos \phi| < 7$ and $\cos \theta_{h_W \pi_s} < -0.8$, where $\theta_{h_W \pi_s}$ is the angle between the h_W and π_s . In 8% of selected events, there is more than one combination of charged tracks that satisfy these criteria. In this case, we select the one that is reconstructed as $D^* \pi$ rather than $D^* \rho$. If more than one combination still remains, we choose the one for which the value of $\cos \phi$ is nearest 0.6 (the peak of the signal distribution.) The resulting bias in the $\cos \phi$ shape has a negligible effect upon our measurement of the mixing parameters. The events satisfying these criteria are used to determine the sample composition. For the events we use to measure yields (and therefore the mixing parameters), we use more restrictive criteria, requiring $\cos \theta_{h_W \pi_s} < -0.95$, $|\cos \phi| < 2$, and $|\cos \theta_{D^*}^*| < 1$.

Lepton candidates are selected by requiring that the track is well-reconstructed, consistent with originating from the e^+e^- interaction point, and well identified as either an electron or a muon. We require that the momentum of the lepton candidate is greater than 1.4 GeV/ c and we use the angle between the lepton and the π_s to suppress semileptonic decays from the unreconstructed D^0 . We veto leptons from the decays $J/\psi \rightarrow \ell^+ \ell^-$. If the event has been partially reconstructed as $D^* \pi^-$, we require that the lepton form a large angle with the thrust axis of the remainder of the event in order to suppress $e^+e^- \rightarrow q\bar{q}$ backgrounds, where $q = \{u, d, s, c\}$. If more than one lepton candidate in an event satisfies the criteria, we select the highest momentum candidate.

For the events selected by these criteria, the B decay modes contributing to the $D^{*+} h_W^-$ candidates can be divided into five categories: signal ($D^{*+} \pi^-$ and $D^{*+} \rho^-$), other two-body and semi-leptonic \bar{B}^0 decays (such as $\bar{B}^0 \rightarrow D^+ \rho^-$ and $\bar{B}^0 \rightarrow D^+ \ell^- \bar{\nu}$), two-body and semi-leptonic B^\pm decays (such as $B^- \rightarrow D^{*0} \pi^-$ and $B^- \rightarrow D^{*0} \ell^- \bar{\nu}$), random combinatoric backgrounds, and events of the type $e^+e^- \rightarrow q\bar{q}$ (continuum). For the distributions of two-body B^0 and B^+ decays in $\cos \theta_{D^*}^*$ and $\cos \phi$, we rely on the simulation. We include 10 two-body and semi-leptonic decay modes of the B^0 in the definition of two-body B^0 decays, and 12 in the definition of the two-body B^+ decays [12]. These decays are well-measured [6] and are reliably modeled by the simulation. Combinations of h_W and π_s that

satisfy the analysis requirements, yet originate from neither the signal decays nor the two-body decays, are considered random combinatoric backgrounds. To model these, we use a synthetic distribution in $\cos\theta_{D^*}^*$ and $\cos\phi$, generated by combining track pairs drawn at random from the observed spectrum of all $B\bar{B}$ track momenta in data. The cosine of the angle between them, $\cos\theta_{h_W\pi_s}$, is distributed uniformly. The simulation predicts that the distribution generated with this procedure provides an excellent approximation to the distributions of these decays, and indicates that 40% of the combinatoric background comes from B^+B^- events. Distributions from continuum $q\bar{q}$ production are directly measured in data taken below the $\Upsilon(4S)$ resonance.

In order to determine the composition of our event sample, we divide the sample into two subsets based on the value of $\cos\theta_{h_W\pi_s}$. Events for which $-0.9 < \cos\theta_{h_W\pi_s} < -0.8$ are the sideband sample; events for which $\cos\theta_{h_W\pi_s} < -0.95$ make up the signal sample. We perform a binned two-dimensional maximum likelihood fit [11] simultaneously to the $\cos\phi$ and $\cos\theta_{D^*}^*$ distributions of the signal sample and the sideband sample. The fit determines the normalization of the first four categories of events; that of the continuum is fixed by the relative luminosity of the data taken at and below the $\Upsilon(4S)$.

The results of the fit are shown in Table I. The two projections of the fits in the mixing sample (more restrictive selection criteria) are shown in Fig. 2. We find that the fit has a Baker-Cousins χ^2 [13] of 129.7 for 151 degrees of freedom. From simulations we find that this corresponds to a confidence level of 91%.

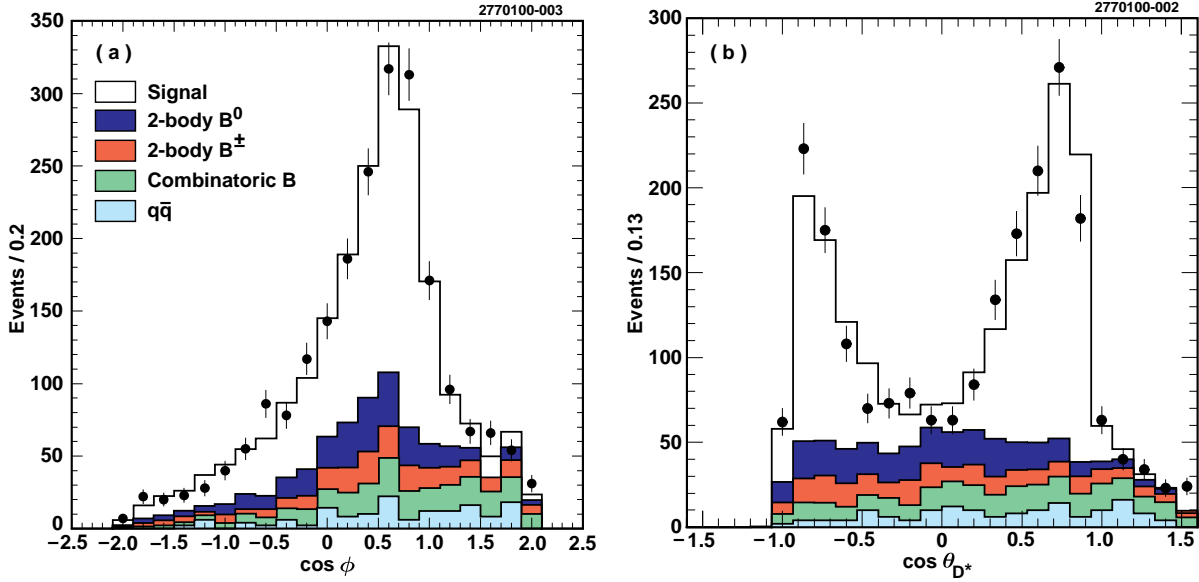


FIG. 2. Projections of the fit to the signal sample onto (a) the $\cos\phi$ axis and (b) the $\cos\theta_{D^*}^*$ axis. In each plot, the points are the data and the histograms are the best-fit shapes from the simulation.

We also show in Fig. 3 that the distributions of the subset of events in Fig. 2 that contribute to the numerator of Eqn. 2, ($h^\pm l^\pm$ events), are well described by the fit.

The partially reconstructed hadronic tag may incorrectly identify the flavor of the decaying B meson. The dominant source of mistagged events is B^0 candidates formed from random combinations of tracks in B^+B^- or $B^0\bar{B}^0$ events. We determine that the mistag

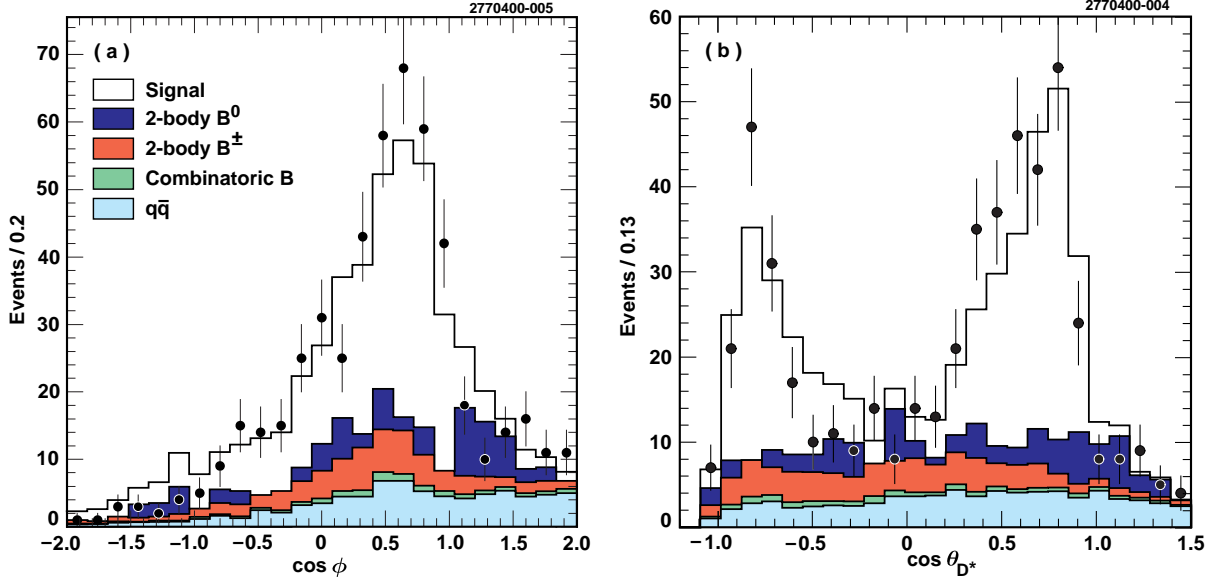


FIG. 3. Projections of the fit to the sample of mixed events onto (a) the $\cos \phi$ axis and (b) the $\cos \theta_{D^*}$ axis. In each plot, the points are the data and the histograms are the best-fit shapes from the simulation.

TABLE I. The composition of the mixing sample, as determined by the fit. For comparison, the continuum subtracted data sample size is 1865 events. The mistag fraction uncertainties are statistical only.

Event Type	Fit	Mistag Fraction
Signal	1241 ± 52	0.0006 ± 0.0006
Two-body B^0	262 ± 60	0.020 ± 0.005
Two-body B^\pm	172 ± 45	0.050 ± 0.010
Combinatoric	192 ± 21	0.21 ± 0.12
Total	1867 ± 92	0.031 ± 0.012

rate of combinatoric events is $(21 \pm 12)\%$ (where the uncertainty is statistical only), using a separate sample of fully-reconstructed $B \rightarrow D^* \ell \nu$ decays in the data. We combine the composition as determined by the fit (Table I) with the mistag rates for each individual component to determine the hadronic mistag rate, also shown in Table I. We calculate a total hadronic mistag rate of $(3.1 \pm 1.2)\%$. The uncertainty includes the statistical uncertainties from the fit and in the random combinatoric mistag rate.

The lepton in the event may also mistag the flavor of the decaying B meson for several reasons. Leptons may arise from the secondary decay chain $B \rightarrow DX, D \rightarrow X \ell \nu$. The magnitude of this source is well-constrained by measurements of the $B \rightarrow DX$ spectrum [14] and the known form factors governing D semileptonic decays [15]. We also correct for leptons from $q\bar{q}$ events, $B \rightarrow \psi X, \psi \rightarrow \ell^+ \ell^-$ events [6], misidentified hadrons [12], leptons from D_s^+ [16] and other upper vertex ($b \rightarrow \bar{c}$) production [17], in-flight decays, π^0 Dalitz decays, γ conversions, and δ rays [12]. Altogether we find that $(3.6 \pm 0.5)\%$ of electrons and $(3.8 \pm 0.5)\%$ of muons incorrectly tag the B decay flavor. The uncertainties are the total systematic uncertainties obtained by adding in quadrature the uncertainties associated with

TABLE II. Data event yields, sequentially subjected to the corrections, and the value of χ_d computer from these yields. The uncertainties are statistical only.

Correction	$h^\pm\ell^\pm$	$h^\pm\ell^\mp$	Corrected χ
None (raw yield)	458 ± 21	1524 ± 39	0.231 ± 0.010
Continuum	401 ± 23	1464 ± 40	0.215 ± 0.011
Electron mistags	377 ± 23	1487 ± 31	0.202 ± 0.011
Muon mistags	359 ± 24	1505 ± 42	0.193 ± 0.012
Hadron mistags	321 ± 25	1543 ± 43	0.172 ± 0.012
B^+B^- Background	321 ± 25	1294 ± 38	0.198 ± 0.013

TABLE III. Summary of systematic uncertainties for χ_d .

Source	Uncertainty
Hadronic Mistag Fraction	0.009
B^\pm Background	0.007
Two-Body Distributions	0.006
Mixed:Unmixed Efficiency Difference	0.004
Lepton Mistag Fraction	0.003
Mixed:Unmixed Mistag Rate Difference	0.003
Signal Shape	0.002
Combinatoric Shape	0.002
Total	0.014

each of the input branching fractions, spectra, and fake rates.

The yields for the mixing sample (more restrictive selection criteria) in the possible charge combinations, and subsequent corrections, are summarized in Table II. We correct the continuum subtracted raw yields of Table II for the mistag levels that we have determined for the leptonic and hadronic tags, then subtract B^+B^- background, which contributes to the denominator even when the beauty quantum number is correctly reconstructed. The total charged B background is $(13.3\pm 2.5)\%$, which is the sum of the two-body B^+B^- decays and the 40% of the combinatoric background that is attributed to B^+B^- . The fully-corrected result is $\chi_d = 0.198 \pm 0.013 \pm 0.014$. The systematic uncertainties are listed in Table III.

The largest systematic uncertainty in χ_d is due to the uncertainty in the total hadronic mistag rate which in turn is dominated by the uncertainty in the mistag rate of combinatoric background events. The systematic uncertainty in the combinatoric background mistag rate is determined by comparing the mistag rates of energetic pions in data and simulated events, using samples in which the B flavor has been tagged using the decay $D^{*+}\ell^-\bar{\nu}$. Smaller contributions to the total mistag rate come from the statistical uncertainty of the fit and uncertainty in the two-body mistag rates. We evaluate mistag rates for hadronic and leptonic tags independently, assuming no correlation. The difference in efficiencies and mistag rates for mixed and unmixed events are both found to be consistent with zero in large samples of simulated signal events, and the uncertainty in χ_d reflects the statistical uncertainty of the finite simulation samples. We assign a systematic uncertainty in χ_d due to the uncertainty in the mistag rate totaling 9%.

The uncertainty in the B^+B^- background is dominated by uncertainty in the percentage of random combinations that are due to B^+B^- decays. The assigned uncertainty allows the fraction of random combinations arising from B^+B^- decays to vary uniformly from 0 to 100%.

The uncertainty due to the distributions in $\cos\theta_{D^*}^*$ and $\cos\phi$ of two-body decays is evaluated by repeating the analysis, varying in turn each two-body decay mode's weight according to the experimental uncertainty in its branching fraction [6] and the limited statistics of the simulation.

The uncertainty due to the shape of the signal distribution is assessed by examining the variation of χ_d as the data are refit with modified signal distributions. Modifications include variations in $D^*\rho$ polarization, overall tracking efficiency, solution multiplicity, and beam energy. The uncertainty due to the fitting distribution of combinatoric decays is evaluated by considering possible variations in the momentum spectrum of random tracks. We consider three variations, corresponding to decreasing the average momentum of soft tracks, increasing the average momentum of high-momentum tracks and changing the shape of the low-momentum spectrum as if there were 50% more D^* 's than expected.

By comparing the yield of B^0B^0 candidate events to the yield of $\overline{B^0}B^0$ candidates, we can limit ϵ_B from this measurement [18]. We compare χ_d in events with positively charged leptons to χ_d with negatively charged leptons, defining $\chi_{\pm} = h_W^{\pm}\ell^{\pm}/(h_W^{\mp}\ell^{\pm} + h_W^{\pm}\ell^{\pm})$ and $A_{CP} = (\chi_+ - \chi_-)/(\chi_+ + \chi_-)$, where $A_{CP} = 4\Re(\epsilon_B)$. Charge asymmetries in lepton identification cancel with this method. From studies of detection asymmetries for hadrons and from measurements of hadronic fake contributions, we find negligible systematic bias in the measurement and estimate a systematic uncertainty of 1.4% on A_{CP} . We determine $A_{CP} = 0.017 \pm 0.070 \pm 0.014$, corresponding to $\Re(\epsilon_B) = 0.004 \pm 0.018 \pm 0.003$, or $|\Re(\epsilon_B)| < 0.034$ at the 95% confidence level.

We are also able to provide a non-trivial limit on y_d using Eqn.(1) under two assumptions. We assume that any possible $\Delta\Gamma_d$ has negligible impact upon the extraction of Δm_d from the experimental results listed in [6], and we assume that indirect CP violation is not present ($|p/q| = 1$). We combine our measurement of χ_d with the values $\Delta m_d = 0.464 \pm 0.018 \text{ ps}^{-1}$ and $\tau_{B^0} = 1.56 \pm 0.04 \text{ ps}$ [6], to find $|y_d| < 0.41$ at 95% confidence level.

We have described a measurement of $B^0 - \overline{B^0}$ mixing parameters χ_d and ϵ_B , and have combined our result with direct measurements of Δm_d to extract limits on y_d . We exploit a method of partial reconstruction of the decay chains $B \rightarrow D^{*\pm}\pi^{\mp}$ and $B \rightarrow D^{*\pm}\rho^{\mp}$ subject to systematic uncertainties different from previous measurements. We note that this result is independent of previous CLEO mixing analyses which used leptons to tag the beauty quantum numbers at decay for both B mesons in the event [5]. This measurement provides the first non-trivial limits on y_d .

We gratefully acknowledge the effort of the CESR staff in providing us with excellent luminosity and running conditions. This work was supported by the National Science Foundation, the U.S. Department of Energy, the Research Corporation, the Natural Sciences and Engineering Research Council of Canada, the A.P. Sloan Foundation, the Swiss National Science Foundation, the Texas Advanced Research Program, and the Alexander von Humboldt Stiftung.

REFERENCES

- [1] H. Albrecht et al., Phys. Lett. B **192**, 245 (1987).
- [2] *Babar Technical Design Report*, SLAC-R-95-457, Stanford, California (1995); *Belle Technical Design Report*, KEK Report 95-1, Tsukuba, Japan (1995).
- [3] *The Babar Physics Book*, SLAC-R-0504, P.F. Harrison and H.R. Quinn, ed., Stanford California (1998).
- [4] N. Cabibbo, Phys. Rev. Lett **10**, 531 (1963); M. Kobayashi and T. Maskawa, Prog. Theor. Phys. **49**, 652 (1973).
- [5] J. Bartelt et al., Phys. Rev. Lett **71**, 1680 (1993).
- [6] C. Caso *et al.*, Eur. Phys. J. C **3**, 1 (1998).
- [7] Y. Kubota *et al.*, Nucl. Instr. and Meth. A **320**, 66 (1992).
- [8] T. Hill, Nucl. Instr. and Meth. A **418**, 32 (1998).
- [9] R. Brun *et al.*, GEANT3 Users Guide, CERN DD/EE/84-1.
- [10] M. Atruso *et al.*, Phys Lett. B **378**, 364 (1996); G. Brandenburg *et al.*, Phys. Rev. Lett. **80**, 2762 (1998).
- [11] R. Barlow and C. Beeston, Comp. Phys. Comm. **77**, 219 (1993).
- [12] A. Foland, Ph.D. dissertation, Cornell University, 2000 (unpublished).
- [13] S. Baker and R. Cousins, Nucl. Instr. and Meth. A **221**, 437 (1984).
- [14] L. Gibbons *et al.*, Phys. Rev. D **56**, 3783 (1997).
- [15] J.D. Richman and P.R. Burchat, Rev. Mod. Phys. **67**, 893 (1995).
- [16] D. Bortoletto *et al.*, Phys. Rev. Lett. **64**, 2117 (1990).
- [17] T.E. Coan *et al.*, Phys. Rev. Lett. **80**, 1150 (1998).
- [18] Under the assumption that there is no direct CP violation in the decay $\overline{B^0} \rightarrow D^{*+} h_W^-$.