

**Observation of New States Decaying into  $\Lambda_c^+ \pi^- \pi^+$** 

CLEO Collaboration

(February 8, 2020)

**Abstract**

Using  $13.7fb^{-1}$  of data recorded by the CLEO detector at CESR, we investigate the spectrum of charmed baryons which decay into  $\Lambda_c^+ \pi^- \pi^+$  and are more massive than the  $\Lambda_{c1}$  baryons. We find evidence for two new states: one is broad and has an invariant mass roughly 480 MeV above that of the  $\Lambda_c^+$ ; the other is narrow with an invariant mass of  $596 \pm 1 \pm 2$  MeV above the  $\Lambda_c^+$  mass. These results are preliminary.

.....

Submitted to XXXth International Conference on High Energy Physics, July 2000, Osaka,  
Japan

P. Avery,<sup>1</sup> C. Prescott,<sup>1</sup> A. I. Rubiera,<sup>1</sup> J. Yelton,<sup>1</sup> J. Zheng,<sup>1</sup> G. Brandenburg,<sup>2</sup> A. Ershov,<sup>2</sup>  
Y. S. Gao,<sup>2</sup> D. Y.-J. Kim,<sup>2</sup> R. Wilson,<sup>2</sup> T. E. Browder,<sup>3</sup> Y. Li,<sup>3</sup> J. L. Rodriguez,<sup>3</sup>  
H. Yamamoto,<sup>3</sup> T. Bergfeld,<sup>4</sup> B. I. Eisenstein,<sup>4</sup> J. Ernst,<sup>4</sup> G. E. Gladding,<sup>4</sup> G. D. Gollin,<sup>4</sup>  
R. M. Hans,<sup>4</sup> E. Johnson,<sup>4</sup> I. Karliner,<sup>4</sup> M. A. Marsh,<sup>4</sup> M. Palmer,<sup>4</sup> C. Plager,<sup>4</sup>  
C. Sedlack,<sup>4</sup> M. Selen,<sup>4</sup> J. J. Thaler,<sup>4</sup> J. Williams,<sup>4</sup> K. W. Edwards,<sup>5</sup> R. Janicek,<sup>6</sup>  
P. M. Patel,<sup>6</sup> A. J. Sadoff,<sup>7</sup> R. Ammar,<sup>8</sup> A. Bean,<sup>8</sup> D. Besson,<sup>8</sup> R. Davis,<sup>8</sup> N. Kwak,<sup>8</sup>  
X. Zhao,<sup>8</sup> S. Anderson,<sup>9</sup> V. V. Frolov,<sup>9</sup> Y. Kubota,<sup>9</sup> S. J. Lee,<sup>9</sup> R. Mahapatra,<sup>9</sup>  
J. J. O'Neill,<sup>9</sup> R. Poling,<sup>9</sup> T. Riehle,<sup>9</sup> A. Smith,<sup>9</sup> C. J. Stepaniak,<sup>9</sup> J. Urheim,<sup>9</sup> S. Ahmed,<sup>10</sup>  
M. S. Alam,<sup>10</sup> S. B. Athar,<sup>10</sup> L. Jian,<sup>10</sup> L. Ling,<sup>10</sup> M. Saleem,<sup>10</sup> S. Timm,<sup>10</sup> F. Wappler,<sup>10</sup>  
A. Anastassov,<sup>11</sup> J. E. Duboscq,<sup>11</sup> E. Eckhart,<sup>11</sup> K. K. Gan,<sup>11</sup> C. Gwon,<sup>11</sup> T. Hart,<sup>11</sup>  
K. Honscheid,<sup>11</sup> D. Hufnagel,<sup>11</sup> H. Kagan,<sup>11</sup> R. Kass,<sup>11</sup> T. K. Pedlar,<sup>11</sup> H. Schwarthoff,<sup>11</sup>  
J. B. Thayer,<sup>11</sup> E. von Toerne,<sup>11</sup> M. M. Zoeller,<sup>11</sup> S. J. Richichi,<sup>12</sup> H. Severini,<sup>12</sup>  
P. Skubic,<sup>12</sup> A. Undrus,<sup>12</sup> S. Chen,<sup>13</sup> J. Fast,<sup>13</sup> J. W. Hinson,<sup>13</sup> J. Lee,<sup>13</sup> D. H. Miller,<sup>13</sup>  
E. I. Shibata,<sup>13</sup> I. P. J. Shipsey,<sup>13</sup> V. Pavlunin,<sup>13</sup> D. Cronin-Hennessy,<sup>14</sup> A. L. Lyon,<sup>14</sup>  
E. H. Thorndike,<sup>14</sup> C. P. Jessop,<sup>15</sup> M. L. Perl,<sup>15</sup> V. Savinov,<sup>15</sup> X. Zhou,<sup>15</sup> T. E. Coan,<sup>16</sup>  
V. Fadeyev,<sup>16</sup> Y. Maravin,<sup>16</sup> I. Narsky,<sup>16</sup> R. Stroynowski,<sup>16</sup> J. Ye,<sup>16</sup> T. Wlodek,<sup>16</sup>  
M. Artuso,<sup>17</sup> R. Ayad,<sup>17</sup> C. Boulahouache,<sup>17</sup> K. Bukin,<sup>17</sup> E. Dambasuren,<sup>17</sup> S. Karamov,<sup>17</sup>  
G. Majumder,<sup>17</sup> G. C. Moneti,<sup>17</sup> R. Mountain,<sup>17</sup> S. Schuh,<sup>17</sup> T. Skwarnicki,<sup>17</sup> S. Stone,<sup>17</sup>  
G. Viehhauser,<sup>17</sup> J. C. Wang,<sup>17</sup> A. Wolf,<sup>17</sup> J. Wu,<sup>17</sup> S. Kopp,<sup>18</sup> A. H. Mahmood,<sup>19</sup>  
S. E. Csorna,<sup>20</sup> I. Danko,<sup>20</sup> K. W. McLean,<sup>20</sup> Sz. Márka,<sup>20</sup> Z. Xu,<sup>20</sup> R. Godang,<sup>21</sup>  
K. Kinoshita,<sup>21,\*</sup> I. C. Lai,<sup>21</sup> S. Schrenk,<sup>21</sup> G. Bonvicini,<sup>22</sup> D. Cinabro,<sup>22</sup> S. McGee,<sup>22</sup>  
L. P. Perera,<sup>22</sup> G. J. Zhou,<sup>22</sup> E. Lipeles,<sup>23</sup> S. P. Pappas,<sup>23</sup> M. Schmidtler,<sup>23</sup> A. Shapiro,<sup>23</sup>  
W. M. Sun,<sup>23</sup> A. J. Weinstein,<sup>23</sup> F. Würthwein,<sup>23,†</sup> D. E. Jaffe,<sup>24</sup> G. Masek,<sup>24</sup> H. P. Paar,<sup>24</sup>  
E. M. Potter,<sup>24</sup> V. Sharma,<sup>24</sup> D. M. Asner,<sup>25</sup> A. Eppich,<sup>25</sup> T. S. Hill,<sup>25</sup> R. J. Morrison,<sup>25</sup>  
R. A. Briere,<sup>26</sup> G. P. Chen,<sup>26</sup> B. H. Behrens,<sup>27</sup> W. T. Ford,<sup>27</sup> A. Gritsan,<sup>27</sup> J. Roy,<sup>27</sup>  
J. G. Smith,<sup>27</sup> J. P. Alexander,<sup>28</sup> R. Baker,<sup>28</sup> C. Bebek,<sup>28</sup> B. E. Berger,<sup>28</sup> K. Berkelman,<sup>28</sup>  
F. Blanc,<sup>28</sup> V. Boisvert,<sup>28</sup> D. G. Cassel,<sup>28</sup> M. Dickson,<sup>28</sup> P. S. Drell,<sup>28</sup> K. M. Ecklund,<sup>28</sup>  
R. Ehrlich,<sup>28</sup> A. D. Foland,<sup>28</sup> P. Gaidarev,<sup>28</sup> R. S. Galik,<sup>28</sup> L. Gibbons,<sup>28</sup> B. Gittelman,<sup>28</sup>  
S. W. Gray,<sup>28</sup> D. L. Hartill,<sup>28</sup> B. K. Heltsley,<sup>28</sup> P. I. Hopman,<sup>28</sup> C. D. Jones,<sup>28</sup>  
D. L. Kreinick,<sup>28</sup> M. Lohner,<sup>28</sup> A. Magerkurth,<sup>28</sup> T. O. Meyer,<sup>28</sup> N. B. Mistry,<sup>28</sup>  
E. Nordberg,<sup>28</sup> J. R. Patterson,<sup>28</sup> D. Peterson,<sup>28</sup> D. Riley,<sup>28</sup> J. G. Thayer,<sup>28</sup> D. Urner,<sup>28</sup>  
B. Valant-Spaight,<sup>28</sup> and A. Warburton<sup>28</sup>

<sup>1</sup>University of Florida, Gainesville, Florida 32611

<sup>2</sup>Harvard University, Cambridge, Massachusetts 02138

<sup>3</sup>University of Hawaii at Manoa, Honolulu, Hawaii 96822

<sup>4</sup>University of Illinois, Urbana-Champaign, Illinois 61801

<sup>5</sup>Carleton University, Ottawa, Ontario, Canada K1S 5B6

and the Institute of Particle Physics, Canada

<sup>6</sup>McGill University, Montréal, Québec, Canada H3A 2T8

---

\*Permanent address: University of Cincinnati, Cincinnati, OH 45221

†Permanent address: Massachusetts Institute of Technology, Cambridge, MA 02139.

- and the Institute of Particle Physics, Canada  
<sup>7</sup>Ithaca College, Ithaca, New York 14850  
<sup>8</sup>University of Kansas, Lawrence, Kansas 66045  
<sup>9</sup>University of Minnesota, Minneapolis, Minnesota 55455  
<sup>10</sup>State University of New York at Albany, Albany, New York 12222  
<sup>11</sup>Ohio State University, Columbus, Ohio 43210  
<sup>12</sup>University of Oklahoma, Norman, Oklahoma 73019  
<sup>13</sup>Purdue University, West Lafayette, Indiana 47907  
<sup>14</sup>University of Rochester, Rochester, New York 14627  
<sup>15</sup>Stanford Linear Accelerator Center, Stanford University, Stanford, California 94309  
<sup>16</sup>Southern Methodist University, Dallas, Texas 75275  
<sup>17</sup>Syracuse University, Syracuse, New York 13244  
<sup>18</sup>University of Texas, Austin, TX 78712  
<sup>19</sup>University of Texas - Pan American, Edinburg, TX 78539  
<sup>20</sup>Vanderbilt University, Nashville, Tennessee 37235  
<sup>21</sup>Virginia Polytechnic Institute and State University, Blacksburg, Virginia 24061  
<sup>22</sup>Wayne State University, Detroit, Michigan 48202  
<sup>23</sup>California Institute of Technology, Pasadena, California 91125  
<sup>24</sup>University of California, San Diego, La Jolla, California 92093  
<sup>25</sup>University of California, Santa Barbara, California 93106  
<sup>26</sup>Carnegie Mellon University, Pittsburgh, Pennsylvania 15213  
<sup>27</sup>University of Colorado, Boulder, Colorado 80309-0390  
<sup>28</sup>Cornell University, Ithaca, New York 14853

Studies in the last decade have revealed a rich spectroscopy of charmed baryon states. Baryons consisting of a charmed quark and two light (up or down) quarks are denoted the  $\Lambda_c$  and  $\Sigma_c$  baryons, depending on the symmetry properties of the wave function. All three of the ground state  $J^P=\frac{1}{2}^+$   $\Sigma_c$  and all three of the ground state  $J^P=\frac{3}{2}^+$   $\Sigma_c^*$  particles have been identified. Knowledge of orbitally excited states in the sequence is presently limited to the observation of two states decaying into  $\Lambda_c^+\pi^+\pi^-$ . These have been identified as the  $J^P=\frac{1}{2}^-, \frac{3}{2}^-$   $\Lambda_{c1}^+$  particles, where the numerical subscript denotes one the light quark angular momentum. There must be many more excited states still to be found. Here we detail the preliminary results of a search for such states that decay into a  $\Lambda_c^+$  with the emission of two oppositely charged pions.

The data presented here were taken using the CLEO II and CLEO II.V detector configurations operating at the Cornell Electron Storage Ring. The sample used in this analysis corresponds to an integrated luminosity of  $13.7\text{ fb}^{-1}$  from data taken on the  $\Upsilon(4S)$  resonance and in the continuum at energies just below the  $\Upsilon(4S)$ . Of this data  $4.7\text{ fb}^{-1}$  was taken with the CLEO II detector [1], in which we detected charged tracks using a cylindrical drift chamber system inside a solenoidal magnet and photons using an electromagnetic calorimeter consisting of 7800 CsI crystals. The remainder of the data was taken with the CLEO II.V configuration [2], which has upgraded charged particle measurement capabilities, but the same CsI array to observe photons.

In order to obtain large statistics we reconstructed the  $\Lambda_c^+$  baryons using 15 different decay modes<sup>1</sup>. Measurements of the branching fractions into these modes have previously been presented by the CLEO collaboration [3], and the general procedures for finding those decay modes can be found in these references. For this search and data set, the exact analysis used has been optimized for high efficiency and low background. Briefly, particle identification of  $p, K^-$ , and  $\pi$  candidates was performed using specific ionization measurements in the drift chamber, and when available, time-of-flight measurements. Hyperons were found by detecting their decay points separated from the main event vertex.

We reduce the combinatorial background, which is highest for charmed baryon candidates with low momentum, by applying a cut on the scaled momentum  $x_p = p/p_{max}$ . Here  $p$  is the momentum of the charmed baryon candidate,  $p_{max} = \sqrt{E_{bm}^2 - M^2}$ ,  $E_{bm}$  is the beam energy, and  $M$  is the invariant mass of the candidate. Note that charmed baryons produced from decays of  $B$  mesons are kinematically limited to  $x_p < 0.4$ . Using a cut of  $x_p > 0.5$  we fit the invariant mass distributions for these modes to a sum of a Gaussian signal and a low-order polynomial background. Combinations within  $1.6\sigma$  of the mass of the  $\Lambda_c^+$  in each decay mode are taken as  $\Lambda_c^+$  candidates, where the resolution,  $\sigma$ , of each decay mode is taken from a GEANT-based [4] Monte Carlo simulation for the two detector configurations separately. In this  $x_p$  region, we find a total yield of  $\Lambda_c^+$  signal combinations of  $\approx 58,000$ , and a signal to background ratio  $\approx 1 : 1.2$ . This is the same sample of  $\Lambda_c^+$  baryons that has been used in our discovery of the  $\Sigma_c^{*+}$  [5]. This  $x_p$  restriction was released before continuing with the analysis as we prefer to apply such a criterion only on the parent  $\Lambda_c^+\pi^+\pi^-$  combinations.

The  $\Lambda_c^+$  candidates were then combined with two oppositely charged  $\pi$  candidates in the

---

<sup>1</sup>Charge conjugate modes are implicit throughout.

event. To obtain the best resolution, the trajectories of the  $\pi$  candidates were constrained to pass through the main event vertex. The large combinatoric backgrounds and the hardness of the momentum spectrum of the known excited charmed baryons led us to place a cut of  $x_p > 0.7$  on the combination. Figure 1 shows the mass difference spectrum,  $\Delta M_{\pi\pi} = M(\Lambda_c^+ \pi^+ \pi^-) - M(\Lambda_c^+)$ , for the region above the well-known  $\Lambda_{c1}$  resonances. Also shown in Figure 1 are combinations formed using appropriately scaled sidebands of the  $\Lambda_c^+$  signal. An attempt to fit the upper plot in Figure 1 to a second order polynomial shape yields an unacceptable  $\chi^2$  of 184 for 77 degrees of freedom. However, if it is fit to the sum of a second order polynomial and two Gaussian signals, the resultant  $\chi^2$  is 59 for 71 degrees of freedom. Of these two signals, the lower one has a yield of  $997^{+141}_{-129}$ ,  $\Delta M_{\pi\pi} = 480.1 \pm 2.4$  MeV, and width of  $\sigma = 20.9 \pm 2.6$  MeV. The upper signal has a yield of  $350^{+57}_{-55}$ ,  $\Delta M_{\pi\pi} = 595.8 \pm 0.8$  MeV and  $\sigma = 4.2 \pm 0.7$  MeV. All of these uncertainties are statistical, coming from the fit. The mass resolutions in these regions are  $\approx 2.0$  and  $\approx 2.8$  MeV, respectively, based on our Monte Carlo simulation. The lower peak clearly has a width greater than the experimental resolution. If we fit it to a Breit-Wigner function, we obtain a width,  $\Gamma$ , of  $\approx 50$  MeV, but it can equally well be fit to a sum of more than one wide peak. If we fit the upper peak to a Breit-Wigner convolved with a double Gaussian detector resolution function, we obtain a width and statistical error of  $\Gamma = 4^{+2}_{-2} \pm 2$  MeV. The dominant systematic uncertainty comes from uncertainties in the detector resolution function. This experimental width is not significantly different from zero; we place an upper limit of  $\Gamma < 8$  MeV at 90% confidence level. We estimate the systematic uncertainty on the mass measurement of the upper state to be  $\pm 2$  MeV, due principally to uncertainties in the momentum measurements and differences in the mass obtained using different fitting procedures.

To help identify these new states, we investigate whether the decays proceed via an intermediate  $\Sigma_c$  and/or  $\Sigma_c^*$  baryons. There is very little isospin splitting in the masses of these intermediate states, and by isospin conservation, we expect equally many decays to proceed via a doubly charged  $\Sigma_c^{(*)}$  as via a neutral one. To search for resonant substructure in the upper, narrower, state we use a signal mass band of  $589 < \Delta M_{\pi\pi} < 603$  MeV and sidebands of  $527 < \Delta M_{\pi\pi} < 575$  MeV and  $617 < \Delta M_{\pi\pi} < 665$  MeV. This signal band has a signal yield of  $314 \pm 50$ . We then plot the single  $\pi$  mass difference,  $\Delta M_\pi = M(\Lambda_c^+ \pi^\pm) - M(\Lambda_c^+)$  for both transition pions in the signal region and subtract the sideband data, appropriately scaled. The resultant plot (Figure 2) is fit to a sum of a polynomial background and two signal shapes for the  $\Sigma_c$  and  $\Sigma_c^*$  baryons, with these shapes obtained by fitting the inclusive  $\Delta M_\pi$  plot, *i.e.*, without any cut on  $\Delta M_{\pi\pi}$ . The signal yields obtained by the fit are  $96 \pm 18$  and  $-34 \pm 28$  events respectively. This gives a fraction of this state proceeding via an intermediate  $\Sigma_c$  of  $(31 \pm 6 \pm 3)\%$ , and an upper limit on the fraction proceeding through  $\Sigma_c^*$  of 11% at 90% confidence level. The dominant contribution to the systematic uncertainty in the  $\Sigma_c$  chain is from our fitting procedures. We cannot perform the same analysis for the lower state because of the limited kinematics of the decays make kinematic reflections in the  $\Delta M_\pi$  mass difference plots that the subtraction procedure cannot remove. We also display the data by first making a requirement of  $163 < \Delta M_\pi < 171$  MeV and then plotting the dipion mass difference  $\Delta M_{\pi\pi}$  (see Figure 3). This requirement will include most of the decays that proceed via a  $\Sigma_c$ , but excludes the majority that decay non-resonantly to  $\Lambda_c^+ \pi^+ \pi^-$ . Figure 3 is then fit to a sum of the two signal peaks, using fixed signal shapes and masses that were found from Figure 1, and a polynomial background shape. The yield for the two signals

$300 \pm 38$  and  $103 \pm 16$  respectively. This second yield agrees well with the expectation from Figure 2, and confirms that a large fraction of the upper peak decays via  $\Sigma_c \pi^\pm$ . The yield of the lower peak also indicates that it also resonates through  $\Sigma_c$ . We can also make a similar plot, using a cut on the single pion mass difference consistent with being due to a  $\Sigma_c^*$ , namely  $223 < \Delta M_\pi < 243$  MeV. This is more problematical, because this mass window will include much of the phase-space available for non-resonant decays, and will also not include the entire  $\Sigma_c^*$  region. The dipion mass difference plot (Figure 4), shows very little evidence of the upper peak, confirming the conclusion obtained from Figure 2. It does show considerable excess ( $331 \pm 47$ ) events in the region of the lower peak, but it is difficult to calculate how much of this is really due to  $\Sigma_c^*$ .

To conclude, we find the lower peak to be wide, and it decays resonantly via  $\Sigma_c$  and probably also via  $\Sigma_c^*$ ; we cannot rule out a contribution from non-resonant  $\Lambda_c^+ \pi^+ \pi^-$ . The upper peak is comparatively narrow, and appears to decay via  $\Sigma_c \pi$  and to non-resonant  $\Lambda_c^+ \pi^+ \pi^-$ , but not via  $\Sigma_c^* \pi$ .

Most models of charmed baryon spectroscopy start from the assumption that the baryon consists of a heavy charm quark, and a light diquark which is itself in a well defined spin and parity state,  $J_{light}^P$ . The decays that take place need to obey quantum mechanical decay rules for conservation of both  $J^P$  and  $J_{light}^P$  separately. The lowest lying orbital excitations in the  $\Sigma_c$  baryons should, like those of the  $\Lambda_c$  baryons, have the unit of orbital angular momentum between the diquark and the charm quark; this will give five isotriplets. At higher masses, there should be five  $\Lambda_c^+$  particles and two isotriplets of  $\Sigma_c$  particles with  $L=1$  between the two light quarks. Here we will refer to this second generation of orbital excitations as  $\Lambda_c'$  and  $\Sigma_c'$  states. Many of the  $\Sigma_c$ ,  $\Sigma_c'$  and  $\Lambda_c'$  particles with  $L = 1$  will decay rapidly and have large intrinsic widths. Only one undiscovered state in the sequence has no allowed two-body decays to a lower mass charmed baryon, and that is the  $\Lambda_{c0}^{+'}$ , which has  $J^P = \frac{1}{2}^-$  and  $J_{light}^P = 0^-$ . This is therefore a candidate for the upper peak that we have found. Conservation of  $J_{light}^P$ , as required by Heavy Quark Effective Theory, would not allow this particle to decay via  $\Sigma_c \pi$ . However, there is another state (the  $\Lambda_{c1}^{+'}$ ) with same overall quantum numbers, but this time with  $J_{light}^P = 1^-$ , which is expected to be at a similar mass. As the two states have the same quantum numbers, they might mix, and as the latter state can decay via an  $S$ -wave to  $\Sigma_c \pi$ , this could explain the fraction of decays of our peak resonating in that manner. Identification of the lower, wider, state is also open to interpretation. One possibility is that it consists of a pair of  $\Sigma_{c1}^+$  particles, with overall  $J^P = \frac{1}{2}^-$  and  $J^P = \frac{3}{2}^-$ . These particles might be expected to be split in mass by around 30 MeV, and should have preferred decay mode of  $\Sigma_c \pi$  and  $\Sigma_c^*(\pi)$  respectively. Their widths have been predicted to be around 100 MeV [6]. We stress that there may be many other interpretations of our data, including the decay of radial excitations of charmed baryons.

In conclusion, we report the observation of structure in the  $M(\Lambda_c^+ \pi^+ \pi^-) - M(\Lambda_c^+)$  mass difference plot, which we believe corresponds to the discovery of new excited charmed baryons. One enhancement, at  $\Delta M_{\pi\pi} \approx 480$  MeV, is very wide ( $\Gamma \approx 50$  MeV) and it appears to resonate through  $\Sigma_c$  and probably also  $\Sigma_c^*$ . The other, with a mass of  $596 \pm 1 \pm 2$  MeV above the  $\Lambda_c^+$ , is much narrower ( $\Gamma < 8$  MeV), and appears to decay both via  $\Sigma_c \pi$  and non resonantly to  $\Lambda_c^+ \pi^+ \pi^-$ , but not via  $\Sigma_c^*$ . We have no measurements of the spin and parity of these new states, but we make educated guesses as to their identity.

We gratefully acknowledge the effort of the CESR staff in providing us with excellent luminosity and running conditions. This work was supported by the National Science Foundation, the U.S. Department of Energy, the Research Corporation, the Natural Sciences and Engineering Research Council of Canada, the A.P. Sloan Foundation, the Swiss National Science Foundation, the Texas Advanced Research Program, and the Alexander von Humboldt Stiftung.

## REFERENCES

- [1] Y. Kubota *et al.*, Nucl. Instrum. and Meth. A **320**, 66 (1992).
- [2] T. Hill *et al.*, Nucl. Instrum. and Meth. A **418**, 32 (1998).
- [3] P. Avery *et al.*, Phys. Rev. D **43**, 3599 (1991); P. Avery *et al.*, Phys. Rev. Lett. **71** 2391 (1993); P. Avery *et al.*, Phys. Lett. B **235** 257 (1994); M.S. Alam *et al.*, Phys. Rev. D **57** 4467, (1998).
- [4] R. Brun *et al.*, GEANT 3.15, CERN Report No. DD/EE/84-1 (1987).
- [5] R. Ammar *et al.*, CLEO 00-13, CLNS 00-1681, submitted to Phys. Rev. Lett.
- [6] D. Pirjol and T.-M. Yan, Phys. Rev. D **56** 5483 (1997).



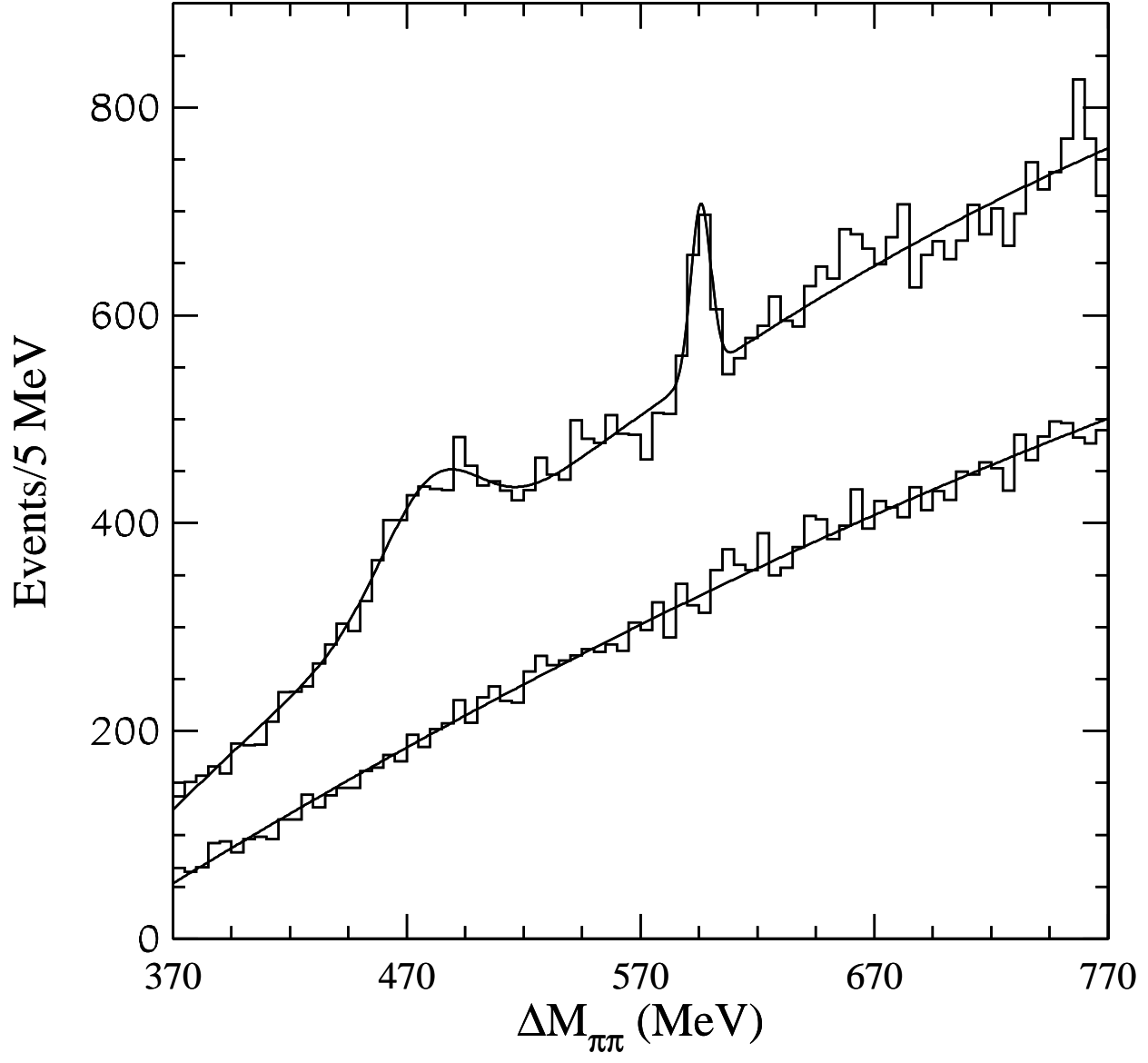


FIG. 1. The upper histogram shows  $\Delta M_{\pi\pi} = M(\Lambda_c^+ \pi^+ \pi^-) - M(\Lambda_c^+)$  above the  $\Lambda_{c1}$  range; the fit is to a quadratic background shape plus two Gaussian signal function. The lower histogram shows scaled  $\Lambda_c^+$  sidebands.

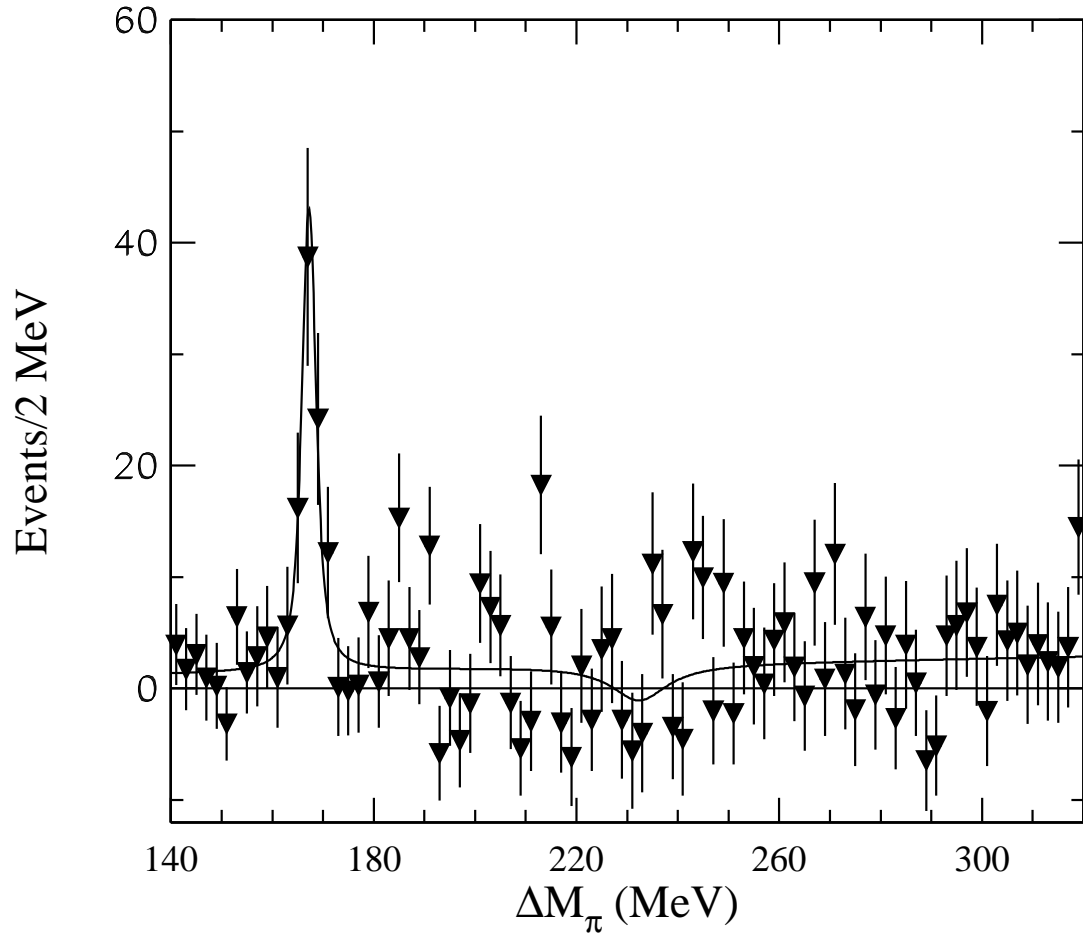


FIG. 2.  $\Delta M_\pi = M(\Lambda_c^+ \pi^\pm) - M(\Lambda_c^+)$  in the upper resonance region, after sideband subtraction.

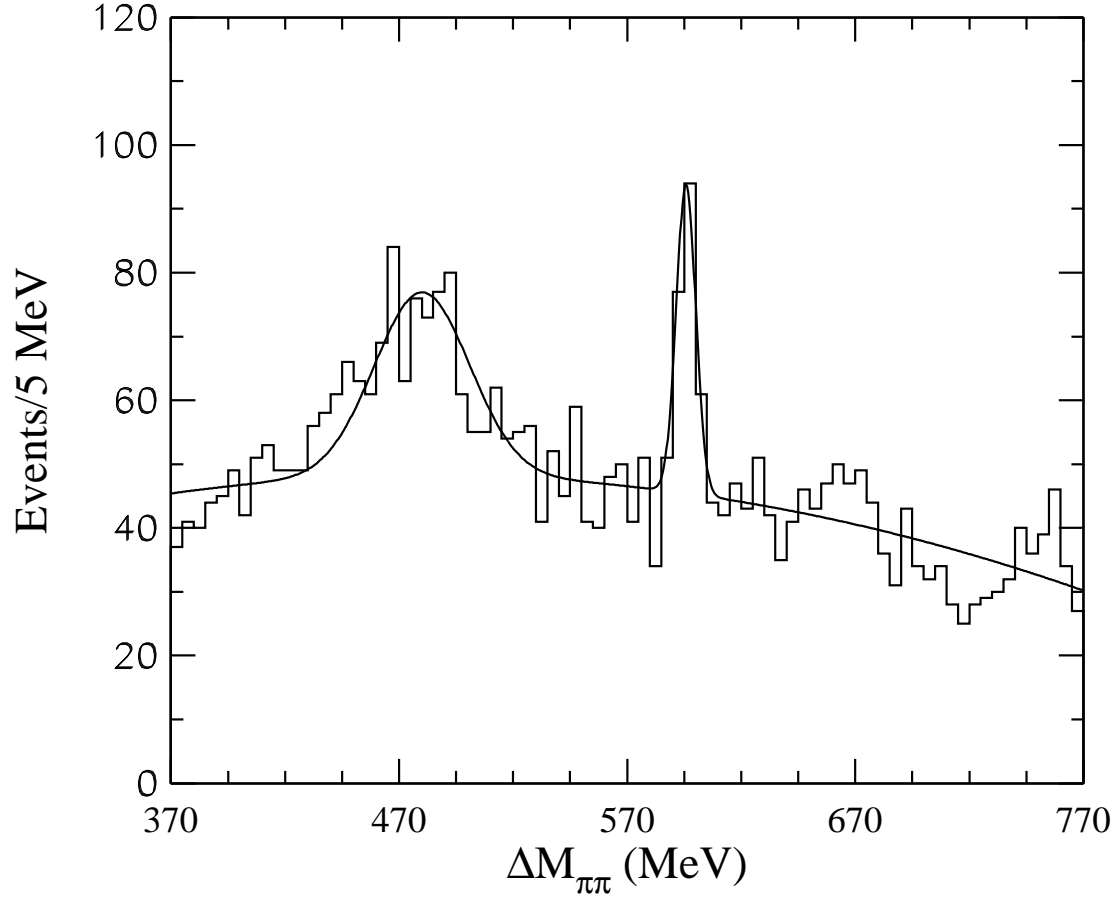


FIG. 3.  $M(\Lambda_c^+ \pi^+ \pi^-) - M(\Lambda_c^+)$  with a cut that  $M(\Lambda_c^+ \pi^+) - M(\Lambda_c^+)$  or  $M(\Lambda_c^+ \pi^-) - M(\Lambda_c^+)$  is consistent with that expected for a  $\Sigma_c$ .

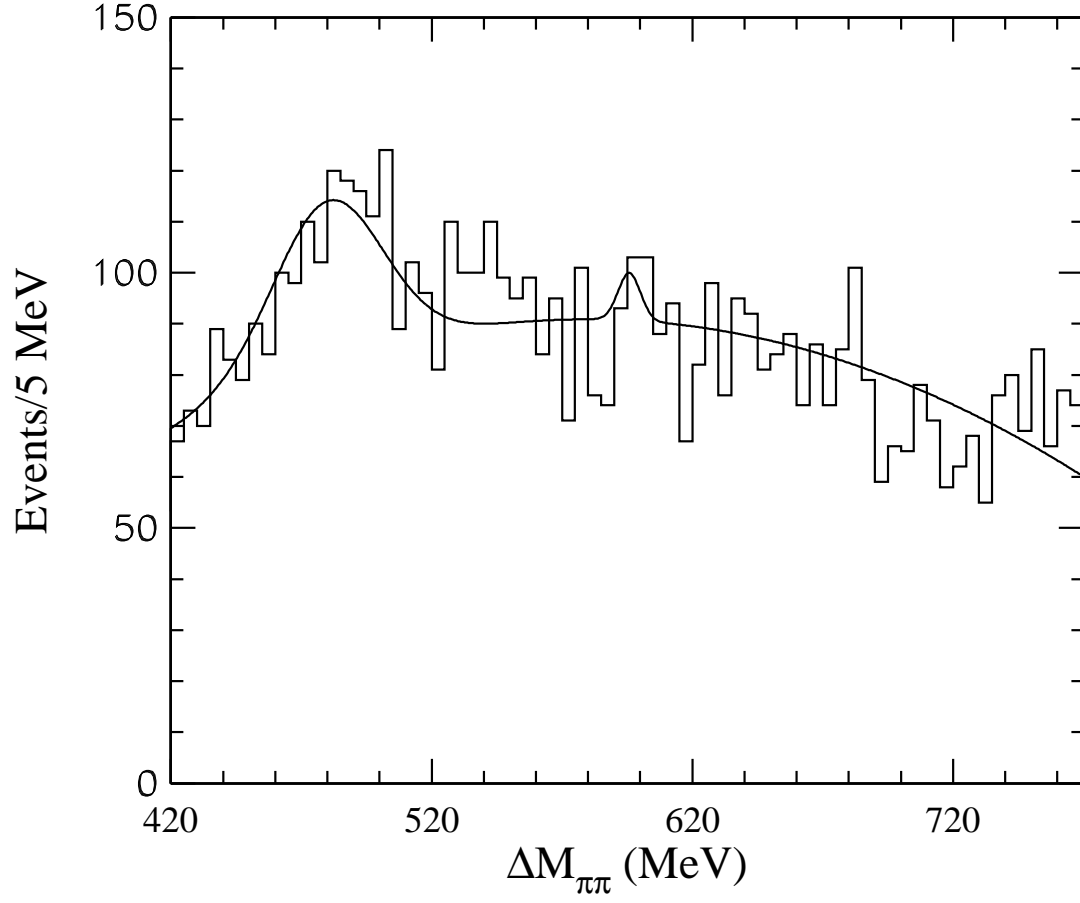


FIG. 4.  $M(\Lambda_c^+ \pi^+ \pi^-) - M(\Lambda_c^+)$  with a cut that  $M(\Lambda_c^+ \pi^+) - M(\Lambda_c^+)$  or  $M(\Lambda_c^+ \pi^-) - M(\Lambda_c^+)$  is consistent with that expected for a  $\Sigma_c^*$

