

Evidence of $\psi(3770)$ non- $D\bar{D}$ Decay to $J/\psi\pi^+\pi^-$

J. Z. Bai¹, Y. Ban⁸, J. G. Bian¹, X. Cai¹, J. F. Chang¹, H. F. Chen¹⁴, H. S. Chen¹, J. Chen⁷, J. C. Chen¹, Y. B. Chen¹, S. P. Chi¹, Y. P. Chu¹, X. Z. Cui¹, Y. M. Dai⁶, Y. S. Dai¹⁶, L. Y. Dong¹, S. X. Du¹⁵, Z. Z. Du¹, J. Fang¹, S. S. Fang¹, C. D. Fu¹, H. Y. Fu¹, L. P. Fu⁵, C. S. Gao¹, M. L. Gao¹, Y. N. Gao¹², M. Y. Gong¹, W. X. Gong¹, S. D. Gu¹, Y. N. Guo¹, Y. Q. Guo¹, Z. J. Guo¹³, S. W. Han¹, F. A. Harris¹³, J. He¹, K. L. He¹, M. He⁹, X. He¹, Y. K. Heng¹, T. Hong¹, H. M. Hu¹, T. Hu¹, G. S. Huang¹, L. Huang⁵, X. P. Huang¹, X. B. Ji¹, C. H. Jiang¹, X. S. Jiang¹, D. P. Jin¹, S. Jin¹, Y. Jin¹, Z. J. Ke¹, Y. F. Lai¹, F. Li¹, G. Li¹, H. H. Li⁴, J. Li¹, J. C. Li¹, K. Li⁵, Q. J. Li¹, R. B. Li¹, R. Y. Li¹, W. Li¹, W. G. Li¹, X. Q. Li⁷, X. S. Li¹², C. F. Liu¹⁵, C. X. Liu¹, Fang Liu¹⁴, F. Liu⁴, H. M. Liu¹, J. B. Liu¹, J. P. Liu¹⁵, R. G. Liu¹, Y. Liu¹, Z. A. Liu¹, Z. X. Liu¹, G. R. Lu³, F. Lu¹, H. J. Lu¹⁴, J. G. Lu¹, Z. J. Lu¹, X. L. Luo¹, E. C. Ma¹, F. C. Ma⁶, J. M. Ma¹, Z. P. Mao¹, X. C. Meng¹, X. H. Mo², J. Nie¹, Z. D. Nie¹, S. L. Olsen¹³, H. P. Peng¹⁴, N. D. Qi¹, C. D. Qian¹⁰, J. F. Qiu¹, G. Rong¹, D. L. Shen¹, H. Shen¹, X. Y. Shen¹, H. Y. Sheng¹, F. Shi¹, L. W. Song¹, H. S. Sun¹, S. S. Sun¹⁴, Y. Z. Sun¹, Z. J. Sun¹, S. Q. Tang¹, X. Tang¹, D. Tian¹, Y. R. Tian¹², G. L. Tong¹, G. S. Varner¹³, J. Wang¹, J. Z. Wang¹, L. Wang¹, L. S. Wang¹, M. Wang¹, Meng Wang¹, P. Wang¹, P. L. Wang¹, W. F. Wang¹, Y. F. Wang¹, Zhe Wang¹, Z. Wang¹, Zheng Wang¹, Z. Y. Wang², C. L. Wei¹, N. Wu¹, X. M. Xia¹, X. X. Xie¹, G. F. Xu¹, Y. Xu¹, S. T. Xue¹, M. L. Yan¹⁴, W. B. Yan¹, G. A. Yang¹, H. X. Yang¹², J. Yang¹⁴, S. D. Yang¹, M. H. Ye², Y. X. Ye¹⁴, J. Ying⁸, C. S. Yu¹, G. W. Yu¹, C. Z. Yuan¹, J. M. Yuan¹, Y. Yuan¹, Q. Yue¹, S. L. Zang¹, Y. Zeng⁵, B. X. Zhang¹, B. Y. Zhang¹, C. C. Zhang¹, D. H. Zhang¹, H. Y. Zhang¹, J. Zhang¹, J. M. Zhang³, J. W. Zhang¹, L. S. Zhang¹, Q. J. Zhang¹, S. Q. Zhang¹, X. Y. Zhang⁹, Y. J. Zhang⁸, Yiyun Zhang¹¹, Y. Y. Zhang¹, Z. P. Zhang¹⁴, D. X. Zhao¹, Jiawei Zhao¹⁴, J. W. Zhao¹, P. P. Zhao¹, W. R. Zhao¹, Y. B. Zhao¹, Z. G. Zhao^{1*}, J. P. Zheng¹, L. S. Zheng¹, Z. P. Zheng¹, X. C. Zhong¹, B. Q. Zhou¹, G. M. Zhou¹, L. Zhou¹, N. F. Zhou¹, K. J. Zhu¹, Q. M. Zhu¹, Yingchun Zhu¹, Y. C. Zhu¹, Y. S. Zhu¹, Z. A. Zhu¹, B. A. Zhuang¹, B. S. Zou¹.

(BES Collaboration)

¹ Institute of High Energy Physics, Beijing 100039, People's Republic of China

² China Center of Advanced Science and Technology, Beijing 100080, People's Republic of China

³ Henan Normal University, Xinxiang 453002, People's Republic of China

⁴ Huazhong Normal University, Wuhan 430079, People's Republic of China

⁵ Hunan University, Changsha 410082, People's Republic of China

⁶ Liaoning University, Shenyang 110036, People's Republic of China

⁷ Nankai University, Tianjin 300071, People's Republic of China

⁸ Peking University, Beijing 100871, People's Republic of China

⁹ Shandong University, Jinan 250100, People's Republic of China

¹⁰ Shanghai Jiaotong University, Shanghai 200030, People's Republic of China

¹¹ Sichuan University, Chengdu 610064, People's Republic of China

¹² Tsinghua University, Beijing 100084, People's Republic of China

¹³ University of Hawaii, Honolulu, Hawaii 96822

¹⁴ University of Science and Technology of China, Hefei 230026, People's Republic of China

¹⁵ Wuhan University, Wuhan 430072, People's Republic of China

¹⁶ Zhejiang University, Hangzhou 310028, People's Republic of China

* Visiting professor to University of Michigan, Ann Arbor, MI 48109 USA

Evidence of $\psi(3770)$ decays to a non- $D\bar{D}$ final state is observed. A total of 6.8 ± 3.0 $\psi(3770) \rightarrow J/\psi\pi^+\pi^-$ events are obtained from a data sample of 8.0 ± 0.5 pb^{-1} taken at center-of-mass energies around 3.773 GeV using the BES-II detector at the BEPC. The branching fraction is determined to be $BF(\psi(3770) \rightarrow J/\psi\pi^+\pi^-) = (0.59 \pm 0.26 \pm 0.16)\%$, corresponding to the partial width of $\Gamma(\psi(3770) \rightarrow J/\psi\pi^+\pi^-) = (139 \pm 61 \pm 41)$ keV.

PACS numbers: 12.38.Qk, 13.25.Gv, 14.40.Gx, 14.65.Dw

The $\psi(3770)$ resonance is believed to be a mixture of the 1^3D_1 and 2^3S_1 states of the $c\bar{c}$ system [1]. Since its mass is above open charm-pair threshold and its width is two orders of magnitude larger than that of the $\psi(2S)$, it is thought to decay almost entirely to pure $D\bar{D}$ [2]. However, Lipkin pointed out that the $\psi(3770)$ could decay to

non- $D\bar{D}$ final states with a large branching fraction [3]. There are theoretical calculations [4, 5, 6, 7] that estimate the partial width for $\Gamma(\psi(3770) \rightarrow J/\psi\pi^+\pi^-)$ based on the multipole expansion in QCD. Recently Kuang [7] used the Chen-Kuang potential model to obtain a partial width for $\psi(3770) \rightarrow J/\psi\pi\pi$ in the range

from 37 to 170 keV, corresponding to 25 to 113 keV for $\psi(3770) \rightarrow J/\psi\pi^+\pi^-$ from isospin symmetry. In this paper, we report evidence for $\psi(3770) \rightarrow J/\psi\pi^+\pi^-$ based on $1.4 \pm 0.1 \text{ pb}^{-1}$ of data taken in the center-of-mass (c.m.) energy region from 3.738 GeV to 3.885 GeV and $6.6 \pm 0.4 \text{ pb}^{-1}$ of data taken at 3.773 GeV using the upgraded Beijing spectrometer (BES-II) at the Beijing Electron Positron Collider (BEPC).

BES-II is a conventional cylindrical magnetic detector that is described in detail in Ref. [8]. A 12-layer Vertex Chamber (VC) surrounding the beryllium beam pipe provides input to the event trigger, as well as coordinate information. A forty-layer main drift chamber (MDC) located just outside the VC yields precise measurements of charged particle trajectories with a solid angle coverage of 85% of 4π ; it also provides ionization energy loss (dE/dx) measurements which are used for particle identification. Momentum resolution of $1.7\%\sqrt{1+p^2}$ (p in GeV/c) and dE/dx resolution of 8.5% for Bhabha scattering electrons are obtained for the data taken at $\sqrt{s} = 3.773 \text{ GeV}$. An array of 48 scintillation counters surrounding the MDC measures the time of flight (TOF) of charged particles with a resolution of about 180 ps for electrons. Outside the TOF, a 12 radiation length, lead-gas barrel shower counter (BSC), operating in limited streamer mode, measures the energies of electrons and photons over 80% of the total solid angle with an energy resolution of $\sigma_E/E = 0.22/\sqrt{E}$ (E in GeV) and spatial resolutions of $\sigma_\phi = 7.9 \text{ mrad}$ and $\sigma_Z = 2.3 \text{ cm}$ for electrons. A solenoidal magnet outside the BSC provides a 0.4 T magnetic field in the central tracking region of the detector. Three double-layer muon counters instrument the magnet flux return and serve to identify muons with momentum greater than 500 MeV/c. They cover 68% of the total solid angle.

In the analysis, a GEANT3 based Monte Carlo package (SIMBES) with detailed consideration of the detector performance (such as dead electronic channels) is used. The consistency between data and Monte Carlo has been carefully checked in many high purity physics channels, and the agreement is reasonable.

To search for the decay of $\psi(3770) \rightarrow J/\psi\pi^+\pi^-$, $J/\psi \rightarrow e^+e^-$ or $\mu^+\mu^-$, $\mu^+\mu^-\pi^+\pi^-$ and $e^+e^-\pi^+\pi^-$ candidate events are selected. These are required to have four charged tracks with zero total charge. Each track is required to have a good helix fit, to be consistent with originating from the primary event vertex, and to satisfy $|\cos\theta| < 0.85$, where θ is the polar angle.

Pions and leptons must satisfy particle identification requirements. For pions, the combined confidence level (CL), calculated for the π hypothesis using the dE/dx and TOF measurements, is required to be greater than 0.1%. In order to reduce γ conversion background, in which the e^+ and e^- from a converted γ are misidentified as π^+ and π^- , an opening angle cut, $\theta_{\pi^+\pi^-} > 20^\circ$, is imposed. For electron identification, the combined con-

fidence level, calculated for the e hypothesis using the dE/dx , TOF and BSC measurements, is required to be greater than 1%, and the ratio $CL_e/(CL_e + CL_\mu + CL_\pi + CL_K)$ is required to be greater than 0.7. If a charged track hits the muon counter, and the z and $r\phi$ positions of the hit match with the extrapolated positions of the reconstructed MDC track, the charged track is identified as a muon.

Figure 1(a) shows the energy distribution of the $\pi^+\pi^-$ systems for candidate events. Two peaks are observed. The lower one is from $\psi(2S)$ events produced via radiative return to the peak of the $\psi(2S)$ ($\psi(2S)_{\text{RRP}}$), while the small enhancement at higher energy is mainly from $\psi(3770)$ decays.

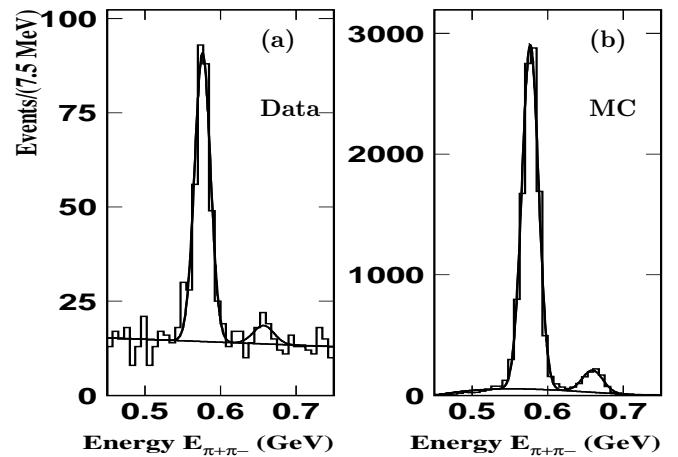


FIG. 1: Distribution of energies of the $\pi^+\pi^-$ systems coming from (a) $l^+l^-\pi^+\pi^-$ events in data, (b) Monte Carlo $\psi(2S) \rightarrow J/\psi\pi^+\pi^-$ and $\psi(3770) \rightarrow J/\psi\pi^+\pi^-$ events.

This is confirmed by a Monte Carlo simulation of $\psi(3770)$ and $\psi(2S)$ production at 3.770 GeV with subsequent decays to $J/\psi\pi^+\pi^-$. Figure 1(b) shows the energy distribution of the $\pi^+\pi^-$ systems from the Monte Carlo sample, where the two peaks are clearly seen. $\psi(2S)$ production can occur at 3.770 GeV due to initial state radiation (ISR), as well as the tail of the $\psi(2S)$. The Monte Carlo simulation includes leading-log-order radiative return, in which the effective center-of-mass energies after ISR are generated according to Ref. [9]. The $\psi(2S)$ and $\psi(3770)$ are generated with energy dependent Breit-Wigner functions, and the beam energy spread is taken into account. The differential cross sections for $\psi(2S)$ and $\psi(3770)$ production with subsequent decays to $J/\psi\pi^+\pi^-$ versus effective energy determined by our Monte Carlo simulation are shown in Figure 2, where the branching fraction for $\psi(3770) \rightarrow J/\psi\pi^+\pi^-$ is set to be 0.6%, while the branching fractions for $\psi(2S) \rightarrow J/\psi\pi^+\pi^-$ and $J/\psi \rightarrow l^+l^-$ ($l = e$ or μ) are taken from the Particle Data Group (PDG) [10].

In order to reduce background and improve momen-

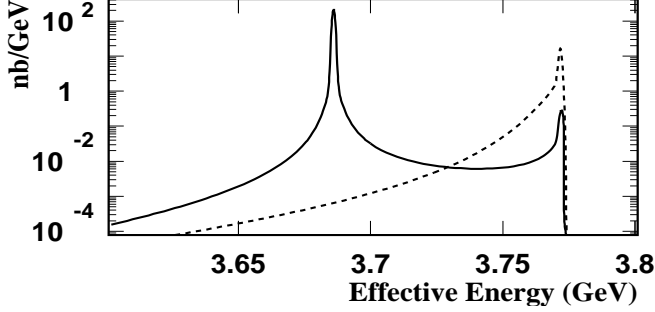


FIG. 2: Differential cross sections for $\psi(2S)$ (solid curve) and $\psi(3770)$ (dashed curve) production and subsequent decay to $J/\psi\pi^+\pi^-$ with $J/\psi \rightarrow l^+l^-$ versus effective energy determined from Monte Carlo simulation at a nominal c.m. energy of 3.770 GeV.

tum resolution, events are subjected to four-constraint kinematic fits to either the $e^+e^- \rightarrow \mu^+\mu^-\pi^+\pi^-$ or the $e^+e^- \rightarrow e^+e^-\pi^+\pi^-$ hypothesis. Events with a confidence level greater than 1% are accepted. Figure 3(a) shows the scatter plot of $\pi^+\pi^-$ energies versus the fitted mass of lepton pairs, where the $\pi^+\pi^-$ energies are calculated using only the measured momenta. There are clearly two clusters, whose energies are around 0.57 and 0.65 GeV and fitted masses around 3.18 and 3.10 GeV, corresponding to $\psi(2S)_{\text{RRP}} \rightarrow J/\psi\pi^+\pi^-$ and $\psi(3770) \rightarrow J/\psi\pi^+\pi^-$, respectively. Projecting the events in Figure 3(a) onto the horizontal scale, two fitted dilepton mass peaks are observed around 3.10 and 3.18 GeV, as shown in Figure 3(b). There are 9 ± 3 events in the lower mass peak. Since the higher mass peak is due to $\psi(2S)_{\text{RRP}}$, which is produced by radiative return to the $\psi(2S)$ peak, its energy will be approximately 3.686 GeV, while the c.m. energy is set to 3.773 GeV in the kinematic fitting. Therefore, the dilepton masses calculated based on the fitted momenta from the J/ψ coming from $\psi(2S)_{\text{RRP}} \rightarrow J/\psi\pi^+\pi^-$ are shifted upward to about 3.18 GeV.

Backgrounds from QED radiative processes with γ conversion, two-photon backgrounds, such as $e^+e^- \rightarrow e^+e^-\mu^+\mu^-$ (where the slow muons are misidentified as pions) and $e^+e^- \rightarrow e^+e^-\pi^+\pi^-$, and $e^+e^- \rightarrow \tau^+\tau^-$, are negligibly small. Candidate $J/\psi\pi^+\pi^-$ events could also be produced in the continuum process, $e^+e^- \rightarrow l^+l^-\pi^+\pi^-$. From a sample of 5.1 pb^{-1} taken in the energy region from 3.544 to 3.600 GeV and 22.3 pb^{-1} taken at 4.03 GeV with the BES-I detector, no $J/\psi\pi^+\pi^-$, $J/\psi \rightarrow l^+l^-$ events are observed [11]. This data sample is about 3.4 times larger than that of the $\psi(3770)$ sample. Hence the continuum background is also negligible.

However, due to radiative return and the tail of the $\psi(2S)$ under the $\psi(3770)$, there is $\psi(2S) \rightarrow J/\psi\pi^+\pi^-$ background produced around the center-of-mass energy

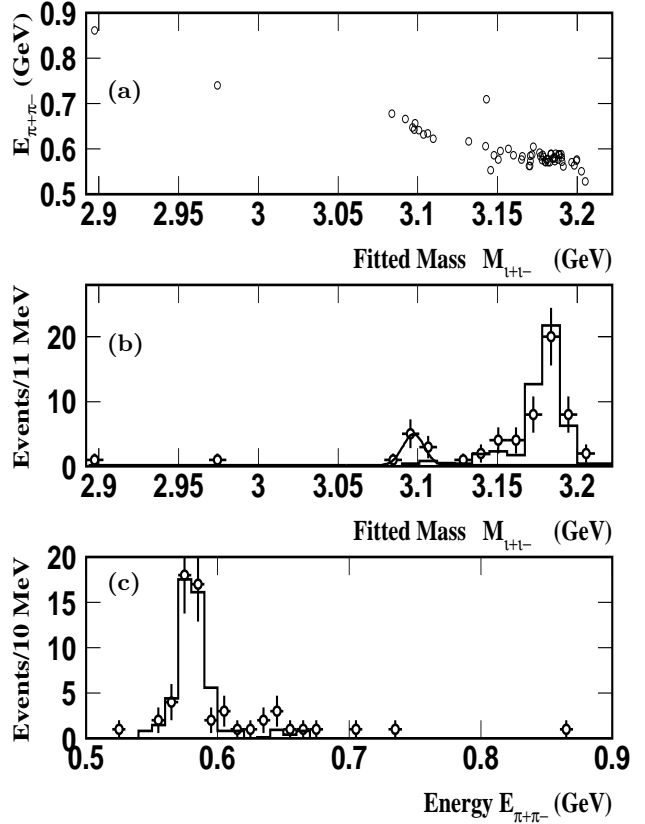


FIG. 3: (a) The scatter plot of the measured $\pi^+\pi^-$ energies versus the fitted dilepton masses. There are two clusters. The cluster whose energy is around 0.65 GeV is mostly composed of signal events from $\psi(3770) \rightarrow J/\psi\pi^+\pi^-$, while the events with energies around 0.57 GeV are due to $\psi(2S)_{\text{RRP}} \rightarrow J/\psi\pi^+\pi^-$ events. (b) The fitted masses of the l^+l^- . (c) The $\pi^+\pi^-$ energies. In (b) and (c), the open circles are data, and the histograms are the results of the Monte Carlo simulation for $\psi(2S) \rightarrow J/\psi\pi^+\pi^-$. Shown in (b) is the fit to the data using the Monte Carlo background shape (histogram), a small constant background term, and a Gaussian to represent the signal.

of 3.770 GeV that can pass the event selection criteria and yield fitted dilepton masses around 3.097 GeV. This background, the main background to the $\psi(3770) \rightarrow J/\psi\pi^+\pi^-$ signal, can be seen in Figure 3(b), that also shows the distribution of Monte Carlo $\psi(2S) \rightarrow J/\psi\pi^+\pi^-$ events (solid histogram) that have passed selection. To estimate the amount of background under the signal, we have fit the data in Figure 3(b) with the Monte Carlo background shape (with normalization floating), a small constant background term, and a Gaussian to represent the signal with Mn_fit [12]. The fit yields a total of 2.2 ± 0.4 background events out of the 9.0 ± 3.0 events near 3.097 GeV. After background subtraction, 6.8 ± 3.0 signal events remain. Removing the

constant background or using a polynomial background of first degree in the fit changes the background estimate by 0.4 events. This variation has been included in the systematic error below. In this analysis, possible interference between the $\psi(2S)$ background and the $\psi(3770)$ is neglected since the interference term cancels after integrating over the pion momenta [6].

The total number of $\psi(3770)$ events is obtained from our measured luminosities and the cross sections for $\psi(3770)$ production at the center-of-mass energies E . The Born level cross section at the energy E is given by

$$\sigma_{\psi(3770)}(E) = \frac{12\pi\Gamma_{ee}\Gamma_{\text{tot}}(E)}{(E^2 - M^2)^2 + M^2\Gamma_{\text{tot}}^2(E)},$$

where the $\psi(3770)$ resonance parameters, Γ_{ee} and M are taken from the PDG [10], $\Gamma_{\text{tot}}(E)$ is chosen to be energy dependent and normalized to the total width Γ_{tot} at the peak of the resonance [10][13]. In order to obtain the observed cross section, it is necessary to take into account the ISR correction. The observed $\psi(3770)$ cross section, $\sigma_{\psi(3770)}^{\text{obs}}$, is reduced by a factor $g(s_{\text{nom}}) = \sigma_{\psi(3770)}^{\text{obs}}(s_{\text{nom}})/\sigma_{\psi(3770)}^B(s_{\text{nom}})$, where s_{nom} is the nominal c.m. energy squared. The ISR correction for $\psi(3770)$ production is calculated using a Breit-Wigner function and the radiative photon energy spectrum [9]. With the calculated cross sections for $\psi(3770)$ production at each energy point around 3.773 GeV and the corresponding luminosities, the total number of $\psi(3770)$ events in the data sample is determined to be $N_{\psi(3770)}^{\text{prod}} = (5.7 \pm 1.3) \times 10^4$, where the error is mainly due to the uncertainty in the observed cross section for $\psi(3770)$ production.

The detection efficiency for the decay channel is determined to be $\epsilon_{\psi(3770) \rightarrow J/\psi\pi^+\pi^-, J/\psi \rightarrow l^+l^-} = 0.171 \pm 0.002$, where the error is statistical. Using these numbers and the known branching fractions for $J/\psi \rightarrow e^+e^-$ and $\mu^+\mu^-$ [10], the branching fraction for the non- $D\bar{D}$ decay $\psi(3770) \rightarrow J/\psi\pi^+\pi^-$ is measured to be

$$BF(\psi(3770) \rightarrow J/\psi\pi^+\pi^-) = (0.59 \pm 0.26 \pm 0.16)\%,$$

where the first error is statistical and the second systematic. Using Γ_{tot} from the PDG [10], this branching fraction corresponds to a partial width of

$$\Gamma(\psi(3770) \rightarrow J/\psi\pi^+\pi^-) = (139 \pm 61 \pm 41) \text{ keV}.$$

The dominant systematic uncertainty is due to the uncertainty in the total number of $\psi(3770)$ produced ($\pm 24\%$). Other systematic uncertainties are due to the efficiency ($\pm 10\%$) and the background shape ($\pm 6\%$). All systematic uncertainties are added in quadrature.

Fitting the energy distribution in Figure 1(a) with two Gaussians plus a first order polynomial yields 268 ± 22

and 22 ± 12 events for $\psi(2S)_{\text{RRP}} \rightarrow J/\psi\pi^+\pi^-$ and $\psi(3770) \rightarrow J/\psi\pi^+\pi^-$, respectively. The Monte Carlo study shows that 6.0 ± 0.6 out of 22 ± 12 events are due to $\psi(2S) \rightarrow J/\psi\pi^+\pi^-$. Taking into consideration the radiative return at the nominal center-of-mass energy of the $\psi(3770)$, the expected production cross section for $\psi(2S)_{\text{RRP}}$ is $\sigma_{\psi(2S)_{\text{RRP}}}^{\text{exp}} = 2.6 \pm 0.3 \text{ nb}$. As a consistency check, these numbers yield a branching fraction $BF(\psi(3770) \rightarrow J/\psi\pi^+\pi^-) = (0.60 \pm 0.45 \pm 0.05)\%$, which is consistent with the value obtained above.

In summary, the branching fraction for $\psi(3770) \rightarrow J/\psi\pi^+\pi^-$ has been measured. From a total of $(5.7 \pm 1.3) \times 10^4$ $\psi(3770)$ events, 6.8 ± 3.0 non- $D\bar{D}$ decays of $\psi(3770) \rightarrow J/\psi\pi^+\pi^-$ events are observed, leading to a branching fraction of $BF(\psi(3770) \rightarrow J/\psi\pi^+\pi^-) = (0.59 \pm 0.26 \pm 0.16)\%$, and a partial width $\Gamma(\psi(3770) \rightarrow J/\psi\pi^+\pi^-) = (139 \pm 61 \pm 41) \text{ keV}$. This value is in agreement with Kuang's theoretical prediction if the parameters satisfy the relation of $c_2 = 3c_1$ [6] [7].

We would like to thank the BEPC staff for their strong efforts and the members of the IHEP computing center for their helpful assistance. We acknowledge Professor Yu-Ping Kuang and Professor Kuang-Ta Chao for many helpful discussions on the non- $D\bar{D}$ decay of $\psi(3770)$. This work is supported in part by the National Natural Science Foundation of China under contracts Nos. 19991480, 10225524, 10225525, the Chinese Academy of Sciences under contract No. KJ 95T-03, the 100 Talents Program of CAS under Contract Nos. U-24, U-25, and the Knowledge Innovation Project of CAS under Contract Nos. U-602, U-34(IHEP); by the National Natural Science Foundation of China under Contract No. 10175060(USTC); and by the Department of Energy under Contract No. DE-FG03-94ER40833 (U Hawaii).

-
- [1] P. A. Rapidis *et al.*, (MARK-I Collaboration), Phys. Rev. Lett. **39**, 526 (1978).
 - [2] W. Bacino *et al.*, Phys. Rev. Lett. **40**, 671 (1978).
 - [3] H. J. Lipkin, Phys. Lett. **B179**, 278 (1986).
 - [4] K. Lane, Harvard Report No. HUTP-86/A045, (1986).
 - [5] Y. P. Kuang and T. M. Yan, Phys. Rev. **D24**, 2874 (1981).
 - [6] Y. P. Kuang and T. M. Yan, Phys. Rev. **D41**, 155 (1990).
 - [7] Y. P. Kuang, Phys. Rev. **D65**, 094024 (2002).
 - [8] J. Z. Bai *et al.* (BES Collaboration), Nucl. Instr. Meth. **A458**, 627 (2001).
 - [9] E. A. Kuraev and V. S. Fadin, Yad Fiz. **41**, 377 (1985); [Sov. J. Nucl. Phys. **41**, 466(1985)].
 - [10] K. Hagiwara *et al.* (Particle Data Group), Phys. Rev. **D66** 010001-741(2002).
 - [11] There are, however, $J/\psi\pi^+\pi^-$ events produced at 4.03 GeV due to ISR. See J. Z. Bai *et al.* (BES Collaboration), Phys. Rev. **D57**, 3854 (1998).
 - [12] I. C. Brock, 'Mn_Fit, A Fitting and Plotting Package Using MINUIT', December 22, 2000, BONN-MS-99-02.
 - [13] R.H. Schindler *et al.*, Phys. Rev. **D21** 2716(1980).