

RESULTS AND FUTURE PROSPECTS FOR MUON ($G - 2$) *B. LEE ROBERTS[†]

*Department of Physics
Boston University
590 Commonwealth Avenue
Boston, MA 02215 USA
E-mail: roberts@bu.edu*

Spin physics had its beginnings in the famous experiments of Stern and Gerlach, which eventually resulted in the postulation of spin by Goudsmit and Uhlenbeck. The Stern-Gerlach experiment told us that the g -value of the electron was 2, but we now know that because of radiative corrections, the g -value of the leptons is slightly greater than 2, the lowest-order contribution being α/π , where α is the fine-structure constant. Measurements of the magnetic dipole moments of the electron and muon have played a major role in our understanding of QED and of the standard model. In this talk I discuss the progress on measurements and theory of the magnetic dipole moment of the muon.

1. Theory of the Lepton Anomalies

Over the past 83 years, the study of dipole moments of elementary particles has provided a wealth of information on subatomic physics, and more recently has provided topics of interest to this conference. The pioneering work of Stern¹ led to the discovery of spin, and showed that $g_e \simeq 2$. This set the stage for the precision measurements by Foley and Kusch,⁴ which showed g was not exactly 2, but rather slightly larger, which was explained by Schwinger⁵ and played an important role in the development of QED. Subsequently Stern² showed that $g_p \simeq 5.5$, and Alvarez and Bloch³ found that the neutron had a magnetic moment, which eventually helped lead to the quark models of the baryons. In the 1980s, measuring hyperon magnetic moments to test quark models became an industry that was well covered

*This work is supported in part by the U.S. National Science Foundation and the U.S. Department of Energy.

[†]On behalf of the Muon ($g - 2$) Collaboration.^{11,12,13}

in earlier installments of these spin conferences, and in which I had the pleasure of participating.

A charged particle with spin \vec{s} has a magnetic moment

$$\vec{\mu}_s = g_s \left(\frac{e}{2m} \right) \vec{s}; \quad a \equiv \frac{(g_s - 2)}{2}; \quad \mu = (1 + a) \frac{e\hbar}{2m}; \quad (1)$$

where g_s is the gyromagnetic ratio, a is the anomaly, and the latter expression is what one finds in the Particle Data Tables.⁶

For point particles, the anomaly arises from radiative corrections. The QED contribution to a (or g) is an expansion in $(\frac{\alpha}{\pi})$, $a = \sum_{n=1} C_n (\frac{\alpha}{\pi})^n$, with one diagram for the Schwinger (second-order) contribution (where $C_1 = 0.5$), five for the fourth order, 40 for the sixth order, 891 for the eighth order. The QED contributions to electron and muon ($g - 2$) have now been calculated through eighth order, $(\alpha/\pi)^4$, and the tenth-order contribution has been estimated.⁷

The electron anomaly is measured to a relative precision of about 4 parts in a billion (ppb),⁸ which is better than the precision on the fine-structure constant α , and Kinoshita has used the measured electron anomaly to give the best determination of α .⁹ The electron anomaly will be further improved over the next few years.¹⁰

The muon anomaly has been measured to 0.5 parts per million (ppm).^{11,12,13} The relative contributions of heavier particles to a scales as $(m_e/m_\mu)^2$, so the muon has an increased sensitivity to higher mass scale radiative corrections of about 40,000 over the electron. At a precision of ~ 0.5 ppm, the muon anomaly is sensitive to ≥ 100 GeV scale physics.

The standard model value of a_μ has measurable contributions from three types of radiative processes: QED loops containing leptons (e, μ, τ) and photons;⁷ hadronic loops containing hadrons in vacuum polarization loops;^{14,15,16,17,18} and weak loops involving the W and Z weak gauge bosons (the standard model Higgs contribution is negligible),¹⁴ $a_\mu(\text{SM}) = a_\mu(\text{QED}) + a_\mu(\text{Had}) + a_\mu(\text{Weak})$. A significant difference between the experimental value and the standard model prediction would signify the presence of new physics. A few examples of such potential contributions are lepton substructure, anomalous $W - \gamma$ couplings, and supersymmetry.¹⁴

The CERN experiment¹⁹ observed the contribution of hadronic vacuum polarization shown in Fig. 1(a) at the 8 standard deviation level. Unfortunately, the hadronic contribution cannot be calculated directly from QCD, since the energy scale is very low ($m_\mu c^2$), although Blum²⁰ has performed a proof of principle calculation on the lattice. Fortunately dispersion theory gives a relationship between the vacuum polarization loop and the cross

section for $e^+e^- \rightarrow \text{hadrons}$,

$$a_\mu(\text{Had}; 1) = \left(\frac{\alpha m_\mu}{3\pi}\right)^2 \int_{4m_\pi^2}^{\infty} \frac{ds}{s^2} K(s) R(s); \quad R \equiv \frac{\sigma_{\text{tot}}(e^+e^- \rightarrow \text{hadrons})}{\sigma_{\text{tot}}(e^+e^- \rightarrow \mu^+\mu^-)} \quad (2)$$

and experimental data are used as input. The factor s^{-2} in the dispersion relation, means that values of $R(s)$ at low energies (the ρ resonance) dominate the determination of $a_\mu(\text{Had}; 1)$. In principle, this information could be obtained from hadronic τ^- decays such as $\tau^- \rightarrow \pi^- \pi^0 \nu_\tau$, which can be related to e^+e^- annihilation through the CVC hypothesis and isospin conservation.¹⁵ However, inconsistencies between information obtained from e^+e^- annihilation and hadronic tau decays, plus an independent confirmation of the CMD2 high-precision e^+e^- cross-section measurements by the KLOE collaboration,²¹ have prompted Davier, Höcker, et al., to state that until these inconsistencies can be understood only the e^+e^- data should be used to determine $a_\mu(\text{Had}; 1)$.¹⁷

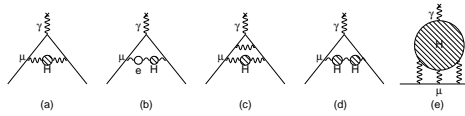


Figure 1. The hadronic contribution to the muon anomaly, where the dominant contribution comes from (a). The hadronic light-by-light contribution is shown in (e).

The hadronic light-by-light contribution (see Fig. 1(e)) has been the topic of much theoretical investigation.¹⁸ Unlike the lowest-order contribution, it can only be calculated from a model, and this contribution is likely to provide the ultimate limit to the precision of the standard-model value of a_μ .

One of the very useful roles the measurements of a_μ have played in the past is placing serious restrictions on physics beyond the standard model. With the development of supersymmetric theories as a favored scheme of physics beyond the standard model, interest in the experimental and theoretical value of a_μ has grown substantially. Contributions to a_μ from SUSY or other new dynamics at the several hundred GeV scale could be at a measurable level in a broad range of models. Furthermore, there is a complementarity between the SUSY contributions to the magnetic (MDM) and electric dipole (EDM) moments and the transition moment for the

lepton-flavor violating (LFV) process $\mu^- \rightarrow e^-$ in the field of a nucleus. The MDM and EDM are related to the real and imaginary parts of the diagonal element of the slepton mixing matrix, and the transition moment is related to the off-diagonal one. See Klaus Jungmann's talk from this conference for a discussion of electric dipole moments.

2. Measurement of the muon anomaly

The method used in the third CERN experiment and the BNL experiment are very similar, save the use of direct muon injection²² into the storage ring,^{23,24} which was developed by the E821 collaboration. These experiments are based on the fact that for $a_\mu > 0$ the spin precesses faster than the momentum vector when a muon travels transversely to a magnetic field. The spin precession frequency ω_S consists of the Larmor and Thomas spin-precession terms. The spin frequency ω_S , the momentum precession (cyclotron) frequency ω_C , are given by

$$\omega_S = \frac{geB}{2mc} + (1-\gamma)\frac{eB}{\gamma mc}; \quad \omega_C = \frac{eB}{mc\gamma}; \quad \omega_a = \omega_S - \omega_C = \left(\frac{g-2}{2}\right)\frac{eB}{mc}. \quad (3)$$

The difference frequency ω_a is the frequency with which the spin precesses relative to the momentum, and is proportional to the anomaly, rather than to g . A precision measurement of a_μ requires precision measurements of the muon spin precession frequency ω_a , and the magnetic field, which is expressed as the free-proton precession frequency ω_p in the storage ring magnetic field.

The muon frequency can be measured as accurately as the counting statistics and detector apparatus permit. The design goal for the NMR magnetometer and calibration system was a field accuracy of 0.1 ppm. The B which enters in Eq. 3 is the average field seen by the ensemble of muons in the storage ring. In E821 we reached a precision of 0.17 ppm in the magnetic field measurement.

An electric quadrupole field²⁵ is used for vertical focusing, taking advantage of the "magic" $\gamma = 29.3$ at which an electric field does not contribute to the spin motion relative to the momentum. With both an electric and a magnetic field, the spin difference frequency is given by

$$\vec{\omega}_a = -\frac{e}{mc} \left[a_\mu \vec{B} - \left(a_\mu - \frac{1}{\gamma^2 - 1} \right) \vec{\beta} \times \vec{E} \right], \quad (4)$$

which reduces to Eq. 3 in the absence of an electric field. For muons with $\gamma = 29.3$ in an electric field alone, the spin would follow the momentum vector.

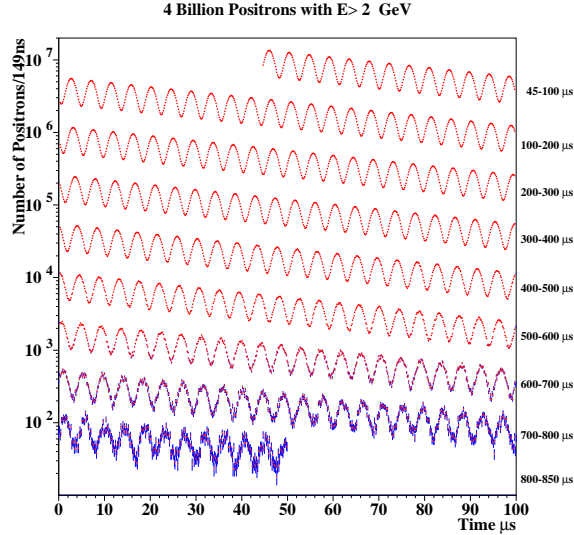


Figure 2. The time spectrum of positrons with energy greater than 2.0 GeV from the year 2000 run. The endpoint energy is 3.1 GeV. The time interval for each of the diagonal “wiggles” is given on the right.

The experimental signal is the e^\pm from μ^\pm decay, which were detected by lead-scintillating fiber calorimeters.²⁶ The time and energy of each event was stored for analysis offline. Muon decay is a three-body decay, so the 3.1 GeV muons produce a continuum of positrons (electrons) from the end-point energy down. Since the highest energy e^\pm are correlated with the muon spin, if one counts high-energy e^\pm as a function of time, one gets an exponential from muon decay modulated by the $(g - 2)$ precession. The expected form for the positron time spectrum is $f(t) = N_0 e^{-\lambda t} [1 + A \cos(\omega_a t + \phi)]$, however in analyzing the data it is necessary to take a number of small effects into account in order to obtain a satisfactory χ^2 for the fit.^{12,13} The data from our 2000 running period are shown in Fig. 2

The experimental results from E821 are shown in Fig. 3, with the average

$$a_\mu(\text{E821}) = 11\,659\,208(6) \times 10^{-10} \quad (\pm 0.5 \text{ ppm}) \quad (5)$$

which determines the “world average”. The theory value^{7,14,17} $a_\mu(\text{SM}) = 11\,659\,182.8(7.3) \times 10^{-10}$, (± 0.7 ppm) is determined using the strong interaction contribution from Höcker et al.,¹⁷ which updates their ear-

lier analysis¹⁵ with the KLOE data.²¹ The value of Hagiwara et al.,¹⁶ gives an equivalent answer. The hadronic light-by-light contribution of $(12.0 \pm 3.5) \times 10^{-10}$ is taken from Davier and Marciانو¹⁴. When the experimental value is compared to the standard model value using either of these two analyses^{16,17} for the lowest-order hadronic contribution, one finds $\Delta a_\mu(\text{E821} - \text{SM}) = (25.2 \text{ to } 26.0 \pm 9.4) \times 10^{-10}$, (2.7 standard deviations).

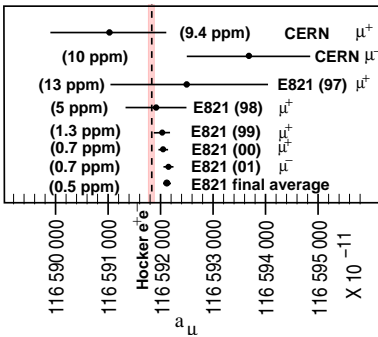


Figure 3. Measurements of a_μ compared with the theory value described in the text.

To show the sensitivity of our measurement of a_μ to the presence of virtual electroweak gauge bosons, we subtract off the electroweak contribution of $15.4(0.1)(0.2) \times 10^{-10}$ from the standard model value, compare with experiment and obtain $\Delta a_\mu = (40.6 \pm 9.4) \times 10^{-10}$, a 4.3 standard deviation discrepancy. This difference shows conclusively that E821 was sensitive to physics at the 100 GeV scale. At present, it is inconclusive whether we see evidence for contributions from physics beyond the standard-model gauge bosons.

With each data set, the systematic error was reduced, as can be seen from Table 1, and the experiment was statistics limited when running was ended. Given the tantalizing discrepancy between our result and the latest standard-model value, and the fact that the hadronic error could be reduced by about a factor of two over the next few years,¹⁴ we submitted a new proposal to Brookhaven to further improve the experimental measurement. The goal of this new experiment is ± 0.2 ppm total error, with the goal of controlling the total systematic errors on the magnetic field and on the muon frequency measurement to 0.1 ppm each.

Our proposal²⁷ was given enthusiastic scientific approval in September

Table 1. Systematic and statistical errors from the three major E821 data runs.

Data Run	ω_p (B -Field) Systematic Error (ppm)	ω_a Systematic Error (ppm)	Total Systematic Error (ppm)	Total Statistical Error (ppm)
1999	0.4	0.3	0.5	1.3
2000	0.24	0.31	0.39	0.62
2001	0.17	0.21	0.27	0.66
E969	0.1	0.1	0.14	0.14
Goal				

2004 by the Laboratory, and has been given the new number, E969. Negotiations are underway between the Laboratory and the funding agencies to secure funding.

The upgraded experiment will use a backwards muon beam to reduce background in the electron calorimeters. A new inflector magnet with open ends will be employed. The beamline improvements will increase the stored flux in the ring by ~ 5 , and the detectors, electronics and data acquisition system will be replaced with components which can handle the increased rates with reduced systematic errors.

In E821, the magnetic field was uniform to about one ppm, as can be seen from Figure 4. To improve our knowledge of the field from 0.17 ppm to 0.1 ppm, we will further shim the storage ring and improve on the calibration, monitoring and measurement of the magnetic field.

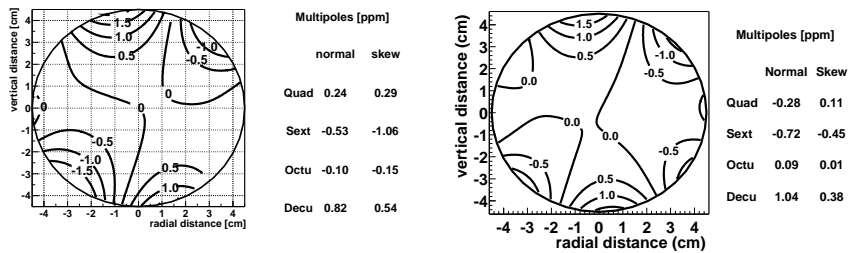


Figure 4. The magnetic field averaged over azimuth in the storage ring for the 2000 (μ^+) (left figure) and 2001 (μ^-) (right figure) running periods. Contours represent 0.5 ppm changes. The multipole content is in ppm relative to the dipole field.

A letter of intent (LOI) for an even more precise ($g-2$) experiment was also submitted to J-PARC.²⁸ In that LOI we proposed to reach a precision below 0.1 ppm. Since it is not clear how well the hadronic contribution can

be calculated, and whether the new Brookhaven experiment E969 will go ahead, we will evaluate whether to press forward with this experiment at a later time. Our LOI at J-PARC²⁸ was predicated on pushing as far as possible at Brookhaven before moving to Japan.

3. Summary and Conclusions

Muon ($g - 2$) has played an important role in constraining the standard model for many years. With the sub-ppm accuracy now available for the muon anomaly,^{11,12,13} there may be indications that new physics is beginning to appear in loop processes.²⁹ An enormous amount of work continues worldwide to improve on our knowledge of the hadronic contribution, and we can look forward to a factor of about two improvement over the next few years. We have proposed to improve on the precision of the measurement by a factor of two and a half. These two improvements will provide a much more sensitive confrontation with the standard model in the next few years.

Acknowledgments

I wish to thank my colleagues on the muon ($g - 2$) experiment, as well as M. Davier, J. Ellis, T. Kinoshita, E. de Rafael, W. Marciano and T. Teubner for helpful discussions. Special thanks to Dave Hertzog, Jim Miller and Yannis Semertzidis for helpful comments on this manuscript.

References

1. O. Stern, Z. Phys. **7**, 249 (1921), W. Gerlach and O. Stern, Ann. Physik, **74**, 1924.
2. R. Frisch and O. Stern, Z. Phys. **85**, 4 (1933).
3. Luis W. Alvarez and F. Bloch, Phys. Rev. **57**, 111 (1940).
4. H.M. Foley and P. Kusch, Phys. Rev. **73**, 4121 (1948).
5. J. Schwinger, Phys. Rev. **73**, 416L (1948).
6. Particle Data Group, Phys. Lett. **B 592**, Part 1 (2004).
7. T. Kinoshita and M. Nio, Phys. Rev. Lett. **90**, 021803-1, Toichiro Kinoshita and M. Nio, Phys. Rev. **D70**, 113001 (2004).
8. R.S. Van Dyck et al., Phys. Rev. Lett., **59**, 26(1987) and in *Quantum Electrodynamics*, (Directions in High Energy Physics Vol. 7) T. Kinoshita ed., World Scientific, 1990, p.322.
9. T. Kinoshita, Rep. Prog. Phys. **59**, 1459 (1996) which is updated in Ref. ⁷.
10. G. Gabrielse and collaborators have constructed a new trap, and expect to improve on the electron anomaly by a factor of 10 to 100 over the measurements of Ref. 8.

11. H.N. Brown, et al., (Muon $(g - 2)$ Collaboration), Phys. Rev. Lett. **86** (2001) 2227.
12. G.W. Bennett, et al., (Muon $(g - 2)$ Collaboration), Phys. Rev. Lett. **89**, 101804 (2002)
13. G.W. Bennett, et al., (Muon $(g - 2)$ Collaboration), Phys. Rev. Lett. **92**, 161802 (2004).
14. M. Davier and W. Marciano, Ann. Rev. Nucl. Part. Sci. **54**, 115 (2004). For a slightly more up-to-date and more inclusive review, see M. Passera, hep-ph/0411168, 2004 and J. Phys. **G** to be published.
15. M. Davier, S. Eidelman, A. Höcker, and Z. Zhang, Eur. Phys. J. **C 31**, 503 (2003).
16. K. Hagiwara, A.D. Martin, Daisuke Nomura, and T. Teubner, Phys. Lett. **B557**, 69 (2003), and Phys. Rev. **D69** 093003 (2004).
17. A. Höcker, ICHEP04, hep-ph/0410081, 2004; also M. Davier 8th International Workshop on Tau-Lepton Physics, September 2004, <http://www.hepl.phys.nagoya-u.ac.jp/public/Tau04/>
18. J. Bijnens, E. Pallante and J. Prades, Nucl. Phys. **B474**, 379 (1996) and Nucl. Phys. **B626**, 410 (2002). M. Hayakawa and T. Kinoshita Phys. Rev. **D57**, 465(1998) and hep-ph/0112102 (2002). Marc Knecht, Andreas Nyffeler, Phys. Rev. **D65**, 073034 (2002), M. Knecht, A. Nyffeler, M. Perrottet, E. De Rafael, Phys. Rev. Lett. **88**, 071802 (2002). I. Blokland, A. Czarnecki and K. Melnikov Phys. Rev. Lett. **88**, 071803 (2002). K. Melnikov and A. Vainshtein, Phys. Rev. **D70**, 113006 (2004).
19. J. Bailey, et. al, Nucl. Phys. **B150**, 1 (1979).
20. T. Blum, Phys. Rev. Lett. **91**, 052001-1 (2003).
21. A. Aloisio, et al., (KLOE Collaboration) arXiv hep-ex/0407048, July 2004, and Phys. Lett. **B** in press.
22. E. Efstathiadis, et al., Nucl. Inst. and Meth. **A496**,8-25 (2002).
23. G.T. Danby, et al., Nucl. Instr. and Methods, **A 457**, 151-174 (2001).
24. A. Yamamoto, et al., Nucl. Inst. and Meth. **A496**,8-25 (2002).
25. Y.K. Semertzidis, et al., Nucl. Inst. and Meth. **A503**, 458-484 (2003).
26. S.A. Sedyk, et al., Nucl. Inst. and Meth., **A455** 346, (2000).
27. *A $(g - 2)_\mu$ Experiment to ± 0.2 ppm Precision* R.M. Carey, A. Gafarov, I. Logashenko, K.R. Lynch, J.P. Miller, B.L. Roberts (co-spokesperson), G. Bunce, W. Meng, W.M. Morse (resident spokesperson), Y.K. Semertzidis, D. Grigoriev, B.I. Khazin, S.I. Redin, Yuri M. Shatunov, E. Solodov, Y. Orlov, P. Debevec, D.W. Hertzog (co-spokesperson), P. Kammel, R. McNabb, F. Mülhauer, K.L. Giovanetti, K.P. Jungmann, C.J.G. Onderwater, S. Dhamija, T.P. Gorringe, W. Korsch, F.E. Gray, B. Lauss, E.P. Sichtermann, P. Cushman, T. Qian, P. Shagin, S. Dhawan and F.J.M. Farley, which can be found at: <http://g2pc1.bu.edu/~roberts/>
28. J-PARC Letter of Intent L17, *An Improved Muon $(g - 2)$ Experiment at J-PARC*, B.L. Roberts contact person.
29. W.J. Marciano, J. Phys. **G29**, 23 (2003), and J. Phys. **G29**, 225 (2003).