

STUDY OF THE GLUON POLARIZATION IN THE PROTON WITH A SILICON VERTEX UPGRADE AT RHIC/PHENIX

M.TOGAWA FOR THE PHENIX COLLABORATION

Kyoto University, Kyoto, 606-8502, JAPAN. \mathcal{E}
Radiation Laboratory, RIKEN, Wako, Saitama, 351-0198, JAPAN.
E-mail: togawa@nh.scphys.kyoto-u.ac.jp

Abstract. PHENIX has a well defined program for measuring the polarized gluon distribution in the nucleon. The measurements of gluon polarization *via* the direct-photon production and the heavy-flavor production can be significantly improved by the silicon vertex tracker upgrade. We have studied the possible improvements of the gluon polarization measurements using Monte Carlo simulation and they are shown and discussed in this paper.

1. Introduction

One of the major goals of the PHENIX experiment at the Relativistic Heavy Ion Collider (RHIC) is a determination of the gluon polarization in the proton ¹. We have measured the double longitudinal-spin asymmetry A_{LL} of π^0 production in longitudinally polarized p - p collisions at $\sqrt{s} = 200$ GeV ². In this process, π^0 carries only fraction of the momentum of the scattering quark or gluon. More direct information of the gluon polarization will be obtained by measuring A_{LL} of direct-photon production and heavy-flavor production at $\sqrt{s} = 200$ GeV and 500 GeV. Sensitivity of the measurements will be improved by using a silicon vertex tracker (VTX) which is proposed as a PHENIX upgrade plan ³. It consists of four layers of barrel detectors as shown in Fig.1, and covers 2π azimuthal angle and pseudo-rapidity $|\eta| < 1.2$. Inner two layers are silicon pixel detectors and outer two layers are silicon strip detectors ⁴. In this paper, we will discuss improvements of the gluon polarization measurements using Monte Carlo simulations.

2. Direct-photon measurement

Direct-photon process is dominated by the gluon Compton process, whose contribution to the A_{LL} measurement is written as :

$$A_{LL}^{qg \rightarrow q\gamma}(p_T) \sim \frac{\Delta g(x_g)}{g(x_g)} \cdot A_1^p(x_q) \cdot \hat{a}_{LL}^{qg \rightarrow q\gamma} \quad (1)$$

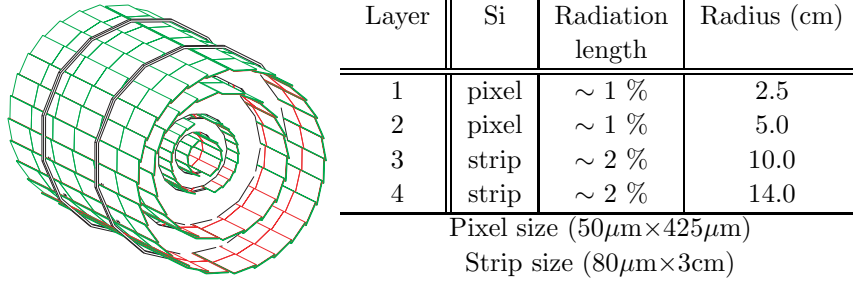


Figure 1. A view of Barrel part of VTX. Parameters are written in table.

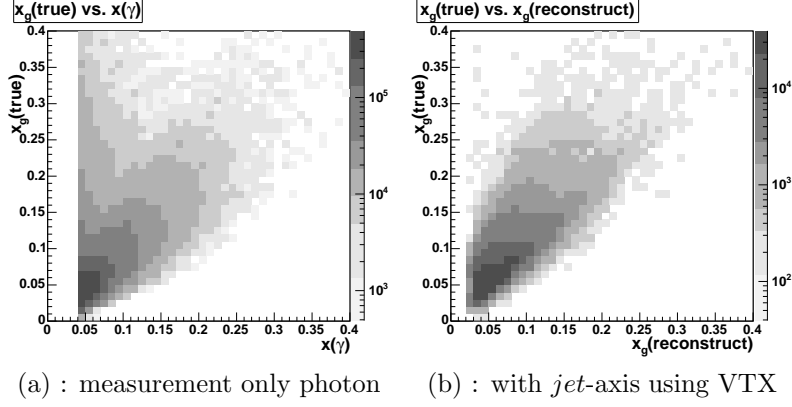
where $A_1^p(x_q)$ shows the quark polarization measured by polarized-DIS experiments, and \hat{a}_{LL} is the calculable partonic level asymmetry of the gluon Compton process. x_g and x_q are momentum fractions of the gluon and quark, respectively. The gluon polarization, $\Delta g(x_g)/g(x_g)$, can be extracted with this formula.

Direct-photons are detected by two Central Arms in the current PHENIX setup. A central arm is composed of a Electro-Magnetic Calorimeter (EMCal) system, a tracking system and the particle-ID detectors. It covers 90-degree azimuthal angle and $|\eta| < 0.35$. x_g and x_q are evaluated to be $\langle x_g \rangle = \langle x_q \rangle = 2 p_T / \sqrt{s}$ with photon's p_T as approximate average values.

With the VTX, we will be able to also identify *jets* by charged-particle tracking with expanded acceptance. Reconstruction resolution of the *jet*-axis is estimated to be 0.13 in RMS by PYTHIA simulation studies. By detecting both the direct-photon and *jet* in one event, x_g and x_q can be evaluated under two assumptions, (a) p_T balance of the photon and *jet*, (b) x_g is smaller than x_q :

$$\begin{aligned}
 x_1 &= \frac{p_T}{\sqrt{s}}(e^{\eta_{jet}} + e^{\eta_\gamma}) & x_2 &= \frac{p_T}{\sqrt{s}}(e^{-\eta_{jet}} + e^{-\eta_\gamma}), \\
 x_g &= \min\{x_1, x_2\} & x_q &= \max\{x_1, x_2\}
 \end{aligned}
 \tag{2}$$

where η_{jet} and η_γ are pseudo-rapidity of the *jet*-axis and direct-photon, respectively. Figure 2 shows comparison of x_g given by PYTHIA and the reconstructed x_g . Better correlation can be found in the right figure. It indicates determination of the x_g improves with the VTX upgrade.



(a) : measurement only photon (b) : with *jet*-axis using VTX

Figure 2. Comparizon of x_g from PYTHIA and reconstructed x_g . (a) : x_g is calculated using p_T of photon (current setup). (b) : x_g is calculated using equ.(2) with the VTX.

3. Single-electron measurement with a displaced vertex

In PHENIX, we measure D - and B -meson production *via* their decays to the single electron. Electrons are detected by the Central Arms, and well identified by ring-imaging Cherenkov detectors and EMCal ⁵.

Heavy-flavor production is dominated by the gluon fusion process. A_{LL} of the gluon fusion process is shown as:

$$A_{LL}^{gg \rightarrow Q\bar{Q}} \sim \frac{\Delta g(x_1)}{g(x_1)} \cdot \frac{\Delta g(x_2)}{g(x_2)} \cdot \hat{a}_{LL}^{gg \rightarrow Q\bar{Q}} \quad (3)$$

Since the $\hat{a}_{LL}^{gg \rightarrow Q\bar{Q}}$ value depends on heavy-quark mass, $A_{LL}^{gg \rightarrow c\bar{c}}$ and $A_{LL}^{gg \rightarrow b\bar{b}}$ are different ⁶. To extract the gluon polarization from the single-electron measurement, we need to distinguish these two origins.

Since D - and B -meson have long and different life time, they can be distinguished by measuring a Distance of Closest Approach (DCA) of the single electron track from the primary vertex. The VTX can determine them with a vertex resolution less than $50 \mu\text{m}$. We studied a performance of the VTX to distinguish single electrons from D -meson, B -meson and Dalitz decays by applying a DCA cut with PYTHIA which is tuned to reproduce charm and beauty production at FNAL fixed target experiments and CDF ³. Yield of electrons without the DCA cut, $N_e^{no\ cut}$, and that with the DCA cut, N_e^{cut} , can be presented :

$$\begin{aligned} N_e^{no\ cut} &= N_e^{\text{Dalitz}} + N_e^D + N_e^B \\ N_e^{cut} &= R^{\text{Dalitz}} \cdot N_e^{\text{Dalitz}} + R^D \cdot N_e^D + R^B \cdot N_e^B \end{aligned} \quad (4)$$

R is an efficiency of each decay for the DCA cut, which can be estimated by the Monte Carlo simulation with the life time. Yield of electrons from the Dalitz decay (N_e^{Dalitz}) can be evaluated well with measured π^0 data, thus we can decompose yield of electrons from D -meson (N_e^D) and that from B -meson (N_e^B). Figure 3 shows estimated errors of decomposed A_{LL} of single electrons from D -meson decays and that from B -meson decays assuming luminosity $L = 320 \text{ pb}^{-1}$ and polarization of protons are 70% at $\sqrt{s} = 200 \text{ GeV}$.

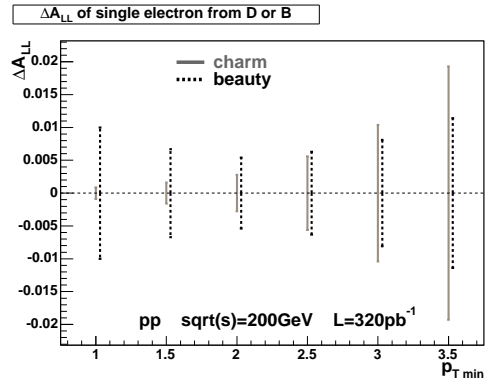


Figure 3. The A_{LL} errors of electrons from charm and beauty. Each point shows A_{LL} error of the p_T region above $p_{T \min}$.

4. Conclusion

We have studied improvement of the gluon polarization measurement in the proton with the VTX upgrade at PHENIX. Determination of x_g in direct-photon production will be improved by measuring the jet -axis with the VTX. In heavy-flavor production, single electrons from D - and B -meson decays will be distinguished by measuring the DCA with precise determination of their track and the primary vertex of the collision. The VTX will be installed in summer of 2007, and will be operated in 2007-2008 RUN.

References

1. G.Bunce et al., *Ann. Rev. Nucl. Part. Sci.* **50**, 525(2000).
2. S. Adler et al. *Phys. Rev. Lett.* **93**, 202002,(2004).
3. Y. Akiba et al. *AIP Conf. Proc.* **698**, 785-788,(2004).
4. Z. Li et al. *Nucl. Instrum. Meth.* **A518**, 300-304,(2004).
5. K. Adcox et al. *Phys. Rev. Lett.* **88**, 192303,(2002).
6. M. Karliner and R. Robinett, *Phys. Lett.* **B324**, 209-216,(1994).