

How well does NLO pQCD describe strangeness production in $p + p$ collisions at $\sqrt{s} = 200$ GeV in STAR?

Mark Heinz [†] for the STAR Collaboration[‡]

Laboratory of High Energy Physics, University of Bern, CH-3012 Switzerland

Abstract. We present measurements of the transverse momentum spectra for K_S^0 , Λ , Ξ and their antiparticles in p+p collisions at $\sqrt{s} = 200$ GeV. The extracted mid-rapidity yields and $\langle p_T \rangle$ are in agreement with previous $p + \bar{p}$ experiments while they have smaller statistical errors. We compare the measured spectra for K_S^0 and Λ to the latest available calculations from NLO pQCD and see good agreement for the K_S^0 above 1.5 GeV/c.

1. Introduction

We report results from the 2002 p+p running with the STAR experiment at RHIC. We present the high statistics measurement of K_S^0 , Λ and Ξ particles and obtain the yield and $\langle p_T \rangle$ for each species. A brief discussion of appropriate functions that were used to parameterize the particle spectra in order to extrapolate the measurement at low transverse momentum will ensue.

Previously we have compared our measurement to the PYTHIA model incorporating leading-order (LO) pQCD processes and have noted large discrepancies between our data and the model [1]. In this paper we compare to next-to-leading order (NLO) calculations which exhibit a better agreement with our K_S^0 data, but still fail to describe the Λ .

Furthermore, we study the dependency of $\langle p_T \rangle$ as a function of charged particle event multiplicity (N_{ch}) for different particle species. It has been shown that the high transverse momentum final state particle is mostly governed by hard partonic processes and subsequent string fragmentation [2]. We observe a strong dependence of this part of the spectra with respect to event multiplicity.

2. Analysis

The present data were reconstructed using the STAR detector system which is described in more detail elsewhere [3, 4]. The main detector used in this analysis is the Time

[†] Electronic address (mheinz@bnl.gov)

[‡] For the full author list and acknowledgements, see Appendix “Collaborations” in this volume.

Projection Chamber (TPC) covering the full acceptance in azimuth and a large pseudo-rapidity coverage ($|\eta| < 1.5$). A total of 14 million non-singly diffractive (NSD) events were triggered with the STAR beam-beam counters (BBC) requiring two coincident charged tracks at forward rapidity. Due to the particularly low track multiplicity environment in $p+p$ collisions only 76% of primary vertices are found correctly; from the remainder, 14% are lost and 10% are incorrectly reconstructed as demonstrated by a MC-study. Of all triggered events, 11 million events passed the selection criteria requiring a valid primary vertex within 100cm along the beam-line from the center of the TPC detector. The strange particles were identified from their weak decay to charged daughter particles. The following decay channels and the corresponding anti-particles were analyzed: $K_S^0 \rightarrow \pi^+ + \pi^-$ (b.r. 68.6%), $\Lambda \rightarrow p + \pi^-$ (b.r. 63.9%), $\Xi^- \rightarrow \Lambda + \pi^-$ (b.r. 99.9%). Particle identification of daughters was achieved by requiring the dE/dx to fall within the 3σ -bands of theoretical Bethe-Bloch parameterizations. Further background in the invariant mass was removed by applying topological cuts to the decay geometry. Corrections for acceptance and particle reconstruction efficiency were obtained by a Monte-Carlo based method of embedding simulated particle decays into real events and comparing the number of simulated and reconstructed particles in each p_T -bin.

3. Results and Discussion

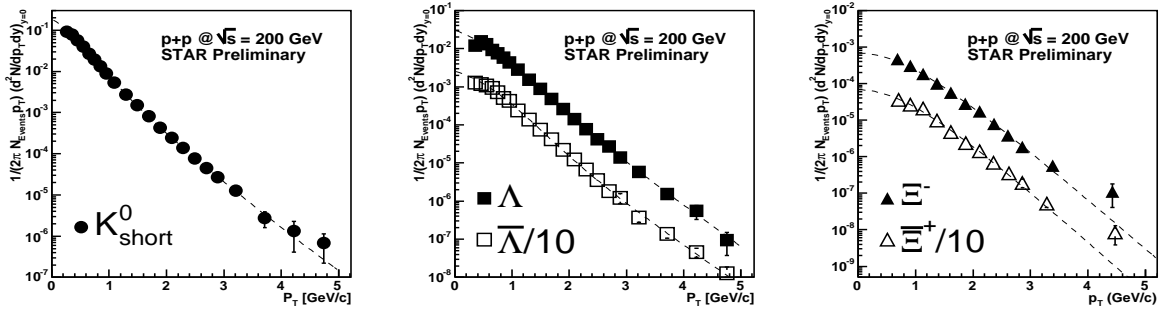


Figure 1. Minimum-bias, non-feeddown corrected spectra for K_S^0 (left), Λ (center) and Ξ (right) with ($|y| < 0.5$) from $p + p$ at $\sqrt{s} = 200$ GeV. The errors in the plot are statistical only. The fits are described in the text.

In Figure 1 corrected inclusive spectra are shown for K_S^0 , Λ , Ξ and their respective antiparticles. The particle acceptance at mid-rapidity ($|y| \leq 0.5$) in the TPC starts at a transverse momentum of 0.2 GeV/c for K_S^0 , 0.3 GeV/c for the Λ and 0.5 GeV/c for the Ξ . In order to extract the $\langle p_T \rangle$ and yield at mid-rapidity, a parameterization to the spectra has to be applied to extrapolate the measurement to cover the full p_T -range. In contrast to previous $p + \bar{p}$ experiments [5], which used either a single exponential function in transverse mass or power-law functions, we found that a combination of these functions is more effective in fitting the singly-strange particles. Composite fits,

using an exponential function in m_T at low p_T and power-law functions at high p_T yielded the lowest χ^2 and were used to extract the values for yield and $\langle p_T \rangle$ of K_S^0 and Λ . For the Ξ spectrum the limited coverage at low p_T makes it insensitive to the different functions and thus only an exponential function in m_T was used. The values as shown in table 1 are in agreement with the measurements by UA5 when scaled using a rapidity distribution obtained from simulation.

Particle	STAR dN/dy $ y < 0.5$	UA5 dN/dy	UA5 dN/dy $ y < 0.5$	STAR $\langle p_T \rangle$ [GeV/c]	UA5 $\langle p_T \rangle$ [GeV/c]
K_S^0	0.128 ± 0.08	0.72 ± 0.12 [6]	0.15 ± 0.03	0.603 ± 0.006	$0.53 + 0.08, -0.06$
$\Lambda + \bar{\Lambda}$	0.066 ± 0.006	0.27 ± 0.07 [7]	0.08 ± 0.02	0.76 ± 0.02	$0.8 + 0.2, -0.14$
$\Xi + \bar{\Xi}$	0.0036 ± 0.0012	$0.03 + 0.04, -0.02$ [7]	0.007 ± 0.010	0.96 ± 0.05	$0.8 + 0.4, -0.2$

Table 1. A comparison of mid-rapidity yields and $\langle p_T \rangle$ for K_S^0 , Λ (feed-down corrected) and Ξ and measured by STAR and UA5. UA5 measurements were made over a large rapidity interval and were scaled down using the following factors obtained from simulation: $K_S^0 = 4.67 (|y| < 3.5)$, $\Lambda = 3.27 (|y| < 2.0)$, $\Xi = 4.03 (|y| < 3.0)$

The systematical errors are mainly due to the different fit parameterizations and amount to 8% for $\langle p_T \rangle$ and 10% on the yield for V0s and 10% respectively 20% for Xis. The $\bar{\Lambda}/\Lambda$ ratio is 0.88 ± 0.09 and $\bar{\Xi}/\Xi$ ratio is 0.90 ± 0.09 and both are independent of p_T . The data sample was split into event classes with increasing mean charged particle multiplicity per unit η . For K_S^0 and Λ six event classes were possible whereas for Ξ only 3 event classes could be obtained with sufficient statistics. The goal is to study the large momentum transfer region of the parton-parton collisions by measuring the spectra in high multiplicity events, where this type of interaction is expected to be more probable.

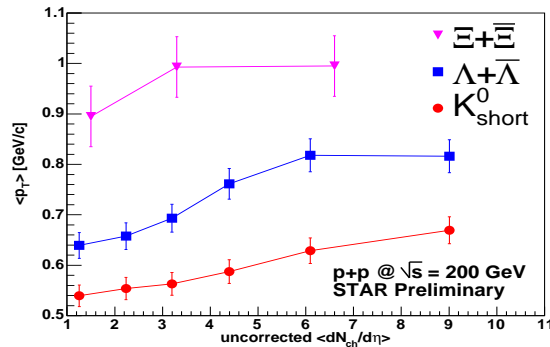


Figure 2. $\langle p_T \rangle$ vs. uncorrected $\langle dN_{ch}/d\eta \rangle$ for K_S^0 (circles), Λ (squares) and Ξ (triangles). The errors shown are both statistical and systematic.

Figure 2 presents the $\langle p_T \rangle$ vs $\langle dN_{ch}/d\eta \rangle$ for K_S^0 , Λ , and Ξ measured by STAR. A rise in $\langle p_T \rangle$ with increasing N_{ch} is observed and the trend is stronger for the Λ than for the K_S^0 . Unfortunately the large syst. errors on the Ξ $\langle p_T \rangle$ measurement do not allow

any conclusions at this point. Several authors have attributed this phenomenon to the increased number of large momentum transfer parton-parton collisions that produce mini-jets in the high multiplicity events [8, 5].

4. Comparison to NLO model calculations

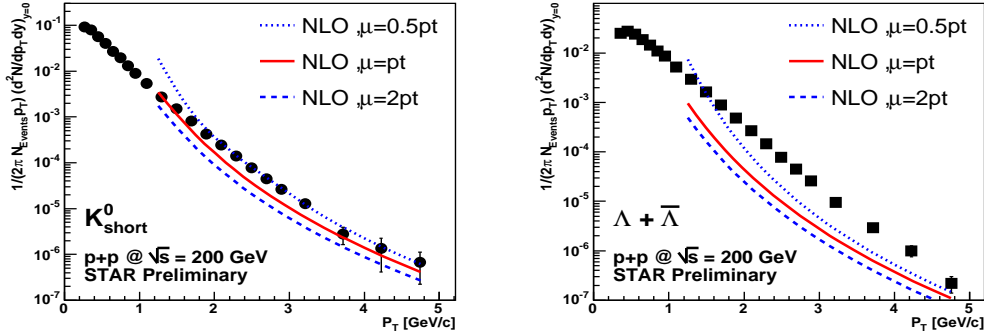


Figure 3. K_S^0 (left) and Λ (right) particle spectra compared to NLO pQCD calculations provided by W.Vogelsang.

As mentioned in the introduction, we have previously attempted to compare our data to LO pQCD models and have seen large discrepancies. It was shown at this conference that the STAR charged particle spectrum is well described by NLO pQCD calculations [10]. Therefore, we have obtained recent NLO pQCD calculations for the strange particles and compared to the data in figure 3. These calculations use KKP fragmentation functions for K_S^0 [11] and fragmentation functions by Vogelsang et al. for Λ [12]. The disagreement between the calculations and the data are small for K_S^0 but considerably larger for the Λ . This may be due to the higher mass of the Λ , where the massless quark formalism breaks down and the (m/p_T) -scale approximations become non-negligible. Bourrely and Soffer have calculated alternative fragmentation functions for octet baryons which need to be tested [13].

5. Summary

The STAR experiment has made the first high statistics measurement of mid-rapidity K_S^0 , Λ and $\bar{\Lambda}$, Ξ and $\bar{\Xi}$ in $p + p$ collisions at $\sqrt{s} = 200$ GeV. The results agree with those made by the UA5 collaboration for $p + \bar{p}$ collisions at the same energy. The ratio of $\bar{\Lambda}/\Lambda$ and $\bar{\Xi}/\Xi$ suggests a small net baryon number at mid-rapidity.

Furthermore, we show that NLO pQCD calculations reproduce the experimental data much better than LO-calculations. The model agrees reasonably well for K_S^0 above 1.5 GeV/c but still fails to reproduce the shape of the Λ spectra.

Finally, we have undertaken studies to understand the change in $\langle p_T \rangle$ of different strange

particle species with increasing event multiplicity in an attempt to understand the flavor dependance of fragmenting mini-jets in high multiplicity event samples.

References

- [1] Heinz M et al (STAR Collaboration) 2005 *J. Phys. G: Nucl. Part. Phys.* **31**
- [2] Sjöstrand T and Van Zijl M 1987 *Phys. Rev. D* Vol **36** 2019
- [3] Ackermann K H et al (STAR Collaboration) 1999 *Nucl. Phys.* **A661** 681
- [4] Ackermann K H et al (STAR Collaboration) 2003 *Nucl. Instrum. Meth.* **A499** 624
- [5] Bocquet G et al (UA1 Collaboration) 1996 *Phys. Lett. B* **366** 441
- [6] Ansorge R E et al (UA5 Collaboration) 1987 *Phys. Lett. B* **199** 311
- [7] Ansorge R E et al (UA5 Collaboration) 1989 *Nucl. Phys.* **B328** 36
- [8] Wang X and Gyulassy M 1992 *Phys. Lett. B* **282** 466
- [9] Wang X and Gyulassy M 1992 *Phys. Rev. D* **45** 844
- [10] van Leeuwen M et al (STAR Collaboration) 2005 *J. Phys. G: Nucl. Part. Phys.* **xx**
- [11] Kniel B A et al 2000 *Nucl. Phys.* **B582** 514
- [12] de Florian D et al 1998 *Phys. Rev. D* **57** 5811
- [13] Bourrely C and Soffer J 2003 *Phys. Rev. D* **68** 014003