


Measurement of the $\pi\pi$ scattering length from a new structure in the $K^\pm \rightarrow 3\pi$ Dalitz plot

Sergio Giudici

on behalf of the NA48-CERN collaboration
Scuola Normale Superiore, 7 P.za dei Cavalieri
Pisa 56100, Italy



We report here the results of a study of a partial sample of 2.773×10^7 $K^\pm \rightarrow \pi^\pm \pi^0 \pi^0$ decays recorded in 2003, showing an anomaly in the $\pi^0 \pi^0$ invariant mass (M_{00}) distribution in the region around $M_{00} = 2m_+$ where m_+ is the charged pion mass. This anomaly has never been seen in earlier experiments. It can be interpreted as an effect of the charge exchanging scattering process $\pi^+ \pi^- \rightarrow \pi^0 \pi^0$.

1 Beams, detectors and reconstruction

During the years 2003-04, the experiment NA48 at CERN SPS has collected a sample of fully reconstructed $\sim 2 \times 10^8$ $K^\pm \rightarrow \pi^\pm \pi^0 \pi^0$ decays in order to study direct CP violation by comparing the Dalitz plot distributions of K^+ and K^- . The experiment makes use of two overlapping simultaneous focused kaon beams of opposite charge and momentum of $60 \text{ GeV}/c \pm 3.8\%$, selected by a system of “achromat” magnets and collimators. The two beams enter in a 114 m long decay volume and the $\pi^\pm \pi^0 \pi^0$ final state is reconstructed by combining the signals coming from a spectrometer and from a liquid Krypton calorimeter (LKr) ¹. The spectrometer, consisting of four drift chambers ² and a dipole magnet located between the second and the third chamber, allows to track the charged pion and to measure its momentum. The resolution is $\sigma(p)/p = 1.02\% \oplus 0.044\%p$, where p is in GeV. The calorimeter is used to reconstruct the $\pi^0 \rightarrow \gamma\gamma$ decays. The resolution on γ energy is $\sigma(E)/E = 0.032/\sqrt{E} \oplus 0.09/E \oplus 0.0042$. The space resolution on the transverse coordinates can be parametrized as $\sigma_x = \sigma_y = 0.42/\sqrt{E} \oplus 0.06$ cm (E in GeV). Events with at least one charged particle track and at least four energy clusters in the LKr are selected for further analysis. The distance between any two γ -rays in the LKr is required to be larger than 10 cm and, in addition, the distance between each γ -ray and the

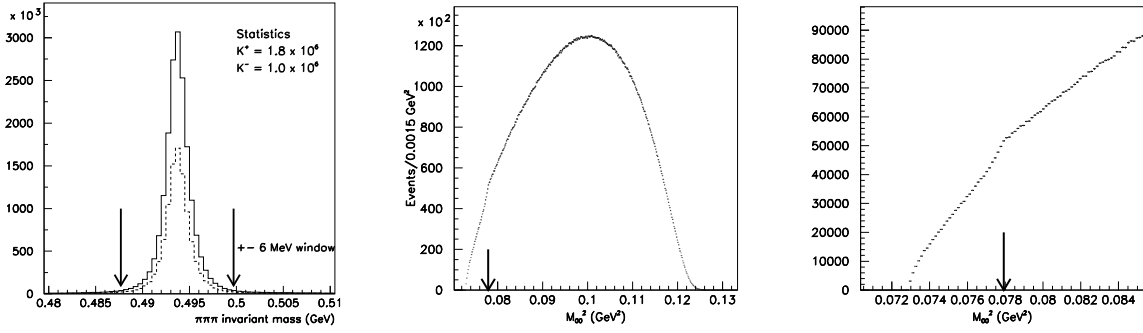


Figure 1: (Left) Invariant mass distribution of $\pi^\pm\pi^0\pi^0$ candidate events. (Middle) $\pi^0\pi^0$ invariant mass squared distribution. (Right) Zoom of the previous in the region around the value $M_{00} = 2m_+$ indicated by the arrow.

impact point of any track on LKr must exceed 15cm. Other cuts ensure full containment of the electromagnetic shower in the LKr. The constraint of a common decay vertex for the two π^0 is used to pair the four photons. From now on the correct pairing is assumed to be (1,2) and (3,4). Momentum conservation and small angle approximation allow to compute the distance D of the decay vertex to the LKr and the two π^0 invariant mass M_{00} as:

$$\begin{aligned}
 D &= \frac{1}{2m_0} \left(\sqrt{E_1 E_2 r_{12}^2} + \sqrt{E_3 E_4 r_{34}^2} \right) \\
 M_{00} &= (1/D) \times \sqrt{\sum_{i,j=1}^4 E_i E_j r_{ij}^2}
 \end{aligned} \tag{1}$$

where E_i, E_j are the energies of the i -th and j -th γ -ray and r_{ij} is their transverse distance at the LKr plane, m_0 is the π^0 mass. Note that both D and M_{00} computation involve only quantities measured by the LKr and no charge track parameters are used. This fact implies that even in the case of $\pi^\pm \rightarrow \mu^\pm$ decays in flight, M_{00} is correctly computed. Figure (1,left) shows the invariant mass distribution of the system $\pi^\pm\pi^0\pi^0$. The distribution is dominated by the K^\pm peak, as expected. Tails originate from $\pi^\pm \rightarrow \mu^\pm$ decays in flight. The selection requires that the $\pi^\pm\pi^0\pi^0$ invariant mass differs from the nominal K^\pm mass quoted in the PDG by no more than ± 6 MeV. The fraction of events with wrong γ -ray pairing is $\sim 0.25\%$ as estimated by a Montecarlo simulation.

2 $\pi^0\pi^0$ invariant mass distribution

Figure (1,middle) and (1,right) show the two neutral pions invariant squared mass M_{00}^2 . The r.m.s of the M_{00}^2 resolution curve increases with M_{00}^2 , varying between $\sim 0.0002 \text{ GeV}^2$ and $\sim 0.001 \text{ GeV}^2$ at the end of the allowed M_{00}^2 range. This excellent resolution is the result of the intrinsic energy and spatial resolution of LKr. A sudden change in the slope (Cusp) near $M_{00} = 2m_+$ can be clearly seen. At this point the resolution on M_{00} is $\sim 0.0003 \text{ GeV}^2$. Such an anomaly has not been observed in previous experiments.

3 Interpretation of the cusp

The observed sudden change of the slope suggests the presence of a threshold ‘‘Cusp’’ effect from the decay $K^\pm \rightarrow \pi^\pm\pi^+\pi^-$ contributing to $K^\pm \rightarrow \pi^\pm\pi^0\pi^0$ amplitude through the charge exchange reaction $\pi^+\pi^- \rightarrow \pi^0\pi^0$. This phenomenon has been recently discussed by Cabibbo³ who computed the $K^\pm \rightarrow \pi^\pm\pi^0\pi^0$ amplitude taking into account the 1-loop diagram shown in

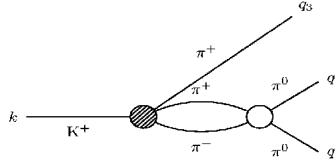


Figure 2: 1 loop diagram contributing to $K^\pm \rightarrow \pi^\pm \pi^0 \pi^0$.

figure 2. The diagram produces a discontinuity when the looping charged pions pair flips from off to on mass shell at the value $M_{00} = 2m_+$. The PDG parametrization for the $K^\pm \rightarrow \pi^\pm \pi^0 \pi^0$ decay amplitude \mathcal{M}_0 is given by

$$\mathcal{M}_0 = \sqrt{\left(1 + \frac{1}{2}gu\right)^2 + h'u^2} \quad (2)$$

$u = (s_3 - s_0)/m_+^2$ is the Lorentz-invariant variable where $s_i = (P_K - P_i)^2$ ($i = 1, 2, 3$), P_K and P_i are the 4-momentum vectors respectively of the initial Kaon and of the three outgoing pions; $s_0 = (s_1 + s_2 + s_3)/3$ and of course $M_{00}^2 = s_3$. In the Cabibbo theory, the diagram in figure 2 is responsible for a new term in the amplitude $\mathcal{M}_1 \propto (a_0 - a_2)J$ proportional to the difference between the $I = 0$ and $I = 2$ S-wave $\pi\pi$ scattering lengths. The term J changes from real to imaginary at $M_{00} = (2m_+)$. The destructive interference of \mathcal{M}_0 and \mathcal{M}_1 in the total amplitude $\mathcal{M} = \mathcal{M}_0 + \mathcal{M}_1$ is responsible for the cusp and for the apparent lack of event below the threshold. More recently Cabibbo and Isidori⁴ have extended the amplitude calculation at 2-loops level suggesting a precise way to extract the $(a_0 - a_2)$ parameter from the data. The most recent theoretical prediction $(a_0 - a_2)m_+ = 0.265 \pm 0.004$ is given in reference⁵.

4 Fit and results

Model	χ^2/ndf
à la PDG (full region)	15000/139
à la PDG (above cusp)	240/198
Cabibbo 1-loop	463/149
Cabibbo-Isidori 2-loops	159/147
2-loops and pionium	154/146

Table 1: fit against various models

Table 1 shows the χ^2 obtained when the experimental M_{00}^2 spectrum is fitted against various model. The naive PDG description cannot account for the cusp structure observed and it gives a “crazy” χ^2 although it seems to fit reasonably above the cusp. The Cabibbo 1-loop theory is still not adequate to fit the spectrum while the 2-loop calculation is quite satisfactory.

Figure 3 at left shows the best fit to data in the interval $0.074 < M_{00} < 0.097 \text{ GeV}^2$ obtained by slightly modifying the Cabibbo-Isidori model to account for a small excess of event located exactly at $M_{00} = 2m_+$ on top of the observed cusp. This excess can be interpreted as formation of pionium. The pionium is the electromagnetic bound state $\pi^+\pi^-$ which is expected to decay mainly in $\pi^0\pi^0$ with a time constant 10^{-16} sec. Figure 3 at right shows the distribution of the difference between data and fit when the pionium contribution is set to zero in the fit. A fixed amount of pionium derived by the estimation published in⁶ has been used for the final fit. The value found for the scattering length parameter is $(a_0 - a_2)m_+ = 0.281 \pm 0.007$ where the error is only statistical. A very conservative estimation of the systematic uncertainties is given in table

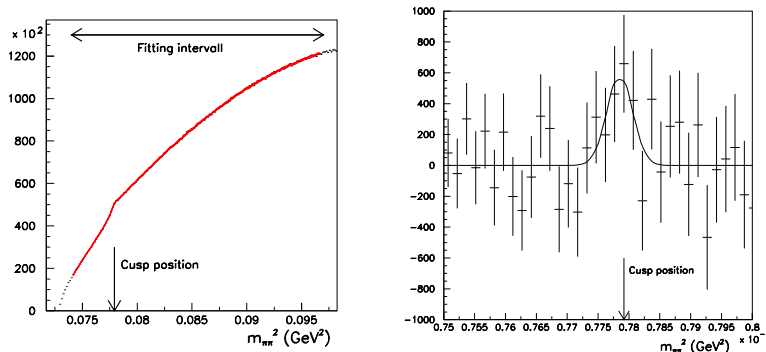


Figure 3: (Left) Best fit to data. (Right) Excess of event at $M_{00} = 2m_+$ interpreted as pionium formation.

Source	Error
skipping pionium	± 0.008
Cut on photon to track distance	± 0.004
Dependence on vertex position	± 0.009
K^+/K^- difference	± 0.006
total	± 0.014

Table 2: Systematics error on $(a_0 - a_2)m_+$

2. We tried to exclude 10 points around the cusp from the fit to reduce the sensitivity to the pionium component. Other checks have been performed by changing the cut on the minimum distance between photons and charged pion at the LKR or by selecting events in different region of the decay vertex. As a preliminary result we quote the value

$$(a_0 - a_2)m_+ = 0.281 \pm 0.007(stat.) \pm 0.014(syst.) \pm 0.014(theo.)$$

The theoretical error, equal to the 5% of the central value, has been suggested by Cabibbo and Isidori as the achieved accuracy in their model.

5 Conclusions

The $\pi^0\pi^0$ invariant mass (M_{00}) measured from a sample of 2.773×10^7 $K^\pm \rightarrow \pi^\pm\pi^0\pi^0$ fully reconstructed decays collected by NA48/2 experiment at the CERN-SPS shows an anomaly at $M_{00} = 2m_+$. This anomaly can be explained by a simple model based on contribution from the decay $K^\pm \rightarrow \pi^\pm\pi^+\pi^-$ through the charge exchange reaction $\pi^+\pi^- \rightarrow \pi^0\pi^0$. A high-statistics measurement of the M_{00} distribution could be used therefore to provide a precise determination of the $\pi\pi$ scattering parameter $(a_0 - a_2)$. The expected increase of the event sample statistics by more than a factor 5 coming from the data collected in 2004 should provide a substantial reduction of the conservative systematics quoted here. The quality of the data calls for an improved theory including isospin breaking effects and radiative corrections.

1. I. Augustin, *Nucl. Instrum. Methods* **A367**, 88 (1995).
2. D.Béderède, *Nucl. Instrum. Methods* **A403**, 472 (1998).
3. N. Cabibbo, *Phys. Rev. Lett.* **93**, 121801 (2004).
4. N. Cabibbo and G. Isidori, *JHEP* **503**, 21 (2005).
5. G. Colangelo, *Nucl. Phys. B* **603**, 125 (2001).
6. Z.K. Silagadze, *JETP Lett.* **60**, 689 (1994).