

Two Photon Width of  $\omega$ 

S. Dobbs,<sup>1</sup> Z. Metreveli,<sup>1</sup> K. K. Seth,<sup>1</sup> A. Tomaradze,<sup>1</sup> P. Zweber,<sup>1</sup> J. Ernst,<sup>2</sup> K. Amis,<sup>3</sup>  
H. Severini,<sup>4</sup> S. A. Dytman,<sup>5</sup> W. Love,<sup>5</sup> S. Mehraabyan,<sup>5</sup> J. A. Mueller,<sup>5</sup> V. Savinov,<sup>5</sup>  
Z. Li,<sup>6</sup> A. Lopez,<sup>6</sup> H. Mendez,<sup>6</sup> J. Ramirez,<sup>6</sup> G. S. Huang,<sup>7</sup> D. H. Miller,<sup>7</sup> V. Pavlunin,<sup>7</sup>  
B. Sanghi,<sup>7</sup> I. P. J. Shipsey,<sup>7</sup> G. S. Adams,<sup>8</sup> M. Anderson,<sup>8</sup> J. P. Cummings,<sup>8</sup>  
I. Danko,<sup>8</sup> J. Napolitano,<sup>8</sup> Q. He,<sup>9</sup> H. Muramatsu,<sup>9</sup> C. S. Park,<sup>9</sup> E. H. Thorndike,<sup>9</sup>  
T. E. Coan,<sup>10</sup> Y. S. Gao,<sup>10</sup> F. Liu,<sup>10</sup> M. Artuso,<sup>11</sup> C. Boulahouache,<sup>11</sup> S. Blusk,<sup>11</sup>  
J. Butt,<sup>11</sup> O. Dorkhaidav,<sup>11</sup> J. Li,<sup>11</sup> N. Menaa,<sup>11</sup> R. Mountain,<sup>11</sup> K. Randrianarivony,<sup>11</sup>  
R. Redjimi,<sup>11</sup> R. Sia,<sup>11</sup> T. Skwamicki,<sup>11</sup> S. Stone,<sup>11</sup> J. C. Wang,<sup>11</sup> K. Zhang,<sup>11</sup>  
S. E. Csoma,<sup>12</sup> G. Bonvicini,<sup>13</sup> D. Cinabro,<sup>13</sup> M. Dubrovin,<sup>13</sup> A. Lincoln,<sup>13</sup> A. Bomheim,<sup>14</sup>  
S. P. Pappas,<sup>14</sup> A. J. Weinstein,<sup>14</sup> R. A. Briere,<sup>15</sup> G. P. Chen,<sup>15</sup> J. Chen,<sup>15</sup> T. Ferguson,<sup>15</sup>  
G. Tatishvili,<sup>15</sup> H. Vogel,<sup>15</sup> M. E. Watkins,<sup>15</sup> J. L. Rosner,<sup>16</sup> N. E. Adam,<sup>17</sup>  
J. P. Alexander,<sup>17</sup> K. Berkelman,<sup>17</sup> D. G. Cassel,<sup>17</sup> J. E. Dubosq,<sup>17</sup> K. M. Ecklund,<sup>17</sup>  
R. Ehrlich,<sup>17</sup> L. Fields,<sup>17</sup> R. S. Galik,<sup>17</sup> L. Gibbons,<sup>17</sup> R. Gray,<sup>17</sup> S. W. Gray,<sup>17</sup>  
D. L. Hartill,<sup>17</sup> B. K. Heltsley,<sup>17</sup> D. Hertz,<sup>17</sup> C. D. Jones,<sup>17</sup> J. Kandaswamy,<sup>17</sup>  
D. L. Kreinick,<sup>17</sup> V. E. Kuznetsov,<sup>17</sup> H. Mahrke-Kruger,<sup>17</sup> T. O. Meyer,<sup>17</sup> P. U. E. Onyisi,<sup>17</sup>  
J. R. Patterson,<sup>17</sup> D. Peterson,<sup>17</sup> E. A. Phillips,<sup>17</sup> J. Pivarski,<sup>17</sup> D. Riley,<sup>17</sup> A. Ryd,<sup>17</sup>  
A. J. Sado,<sup>17</sup> H. Schwartho,<sup>17</sup> X. Shi,<sup>17</sup> M. R. Shepherd,<sup>17</sup> S. Stroiney,<sup>17</sup> W. M. Sun,<sup>17</sup>  
T. W. Ilksen,<sup>17</sup> M. Weinberger,<sup>17</sup> S. B. Athar,<sup>18</sup> P. Avery,<sup>18</sup> L. Breva-Newell,<sup>18</sup> R. Patel,<sup>18</sup>  
V. Potlia,<sup>18</sup> H. Stoeck,<sup>18</sup> J. Yelton,<sup>18</sup> P. Rubin,<sup>19</sup> C. Caldwell,<sup>20</sup> B. I. Eisenstein,<sup>20</sup>  
I. Karliner,<sup>20</sup> D. Kim,<sup>20</sup> N. Lowrey,<sup>20</sup> P. Naik,<sup>20</sup> C. Sedlack,<sup>20</sup> M. Selen,<sup>20</sup> E. J. White,<sup>20</sup>  
J. Williams,<sup>20</sup> J. Wiss,<sup>20</sup> D. M. Asner,<sup>21</sup> K. W. Edwards,<sup>21</sup> D. Besson,<sup>22</sup> T. K. Pedlar,<sup>23</sup>  
D. Cronin-Hennessy,<sup>24</sup> K. Y. Gao,<sup>24</sup> D. T. Gong,<sup>24</sup> J. Hietala,<sup>24</sup> Y. Kubota,<sup>24</sup>  
T. Klein,<sup>24</sup> B. W. Lang,<sup>24</sup> S. Z. Li,<sup>24</sup> R. Poling,<sup>24</sup> A. W. Scott,<sup>24</sup> and A. Smith<sup>24</sup>

(CLEO Collaboration)

<sup>1</sup>Northwestern University, Evanston, Illinois 60208<sup>2</sup>State University of New York at Albany, Albany, New York 12222<sup>3</sup>Ohio State University, Columbus, Ohio 43210<sup>4</sup>University of Oklahoma, Norman, Oklahoma 73019<sup>5</sup>University of Pittsburgh, Pittsburgh, Pennsylvania 15260<sup>6</sup>University of Puerto Rico, Mayaguez, Puerto Rico 00681<sup>7</sup>Purdue University, West Lafayette, Indiana 47907<sup>8</sup>Rensselaer Polytechnic Institute, Troy, New York 12180<sup>9</sup>University of Rochester, Rochester, New York 14627<sup>10</sup>Southern Methodist University, Dallas, Texas 75275<sup>11</sup>Syracuse University, Syracuse, New York 13244<sup>12</sup>Vanderbilt University, Nashville, Tennessee 37235<sup>13</sup>Wayne State University, Detroit, Michigan 48202<sup>14</sup>California Institute of Technology, Pasadena, California 91125<sup>15</sup>Carnegie Mellon University, Pittsburgh, Pennsylvania 15213<sup>16</sup>Enrico Fermi Institute, University of Chicago, Chicago, Illinois 60637



The P-wave states of charmonium ( $^3P_J, ^1P_1$ ) have provided valuable information about the qq interaction and QCD. The two-photon decays of the positive C-parity states ( $^3P_J$ ) are particularly interesting because in the lowest order the two-photon decay of charmonium is a pure QED process akin to the two-photon decay of positronium. Their study can shed light on higher order relativistic and QCD radiative corrections.

The measurement of the two-photon width of  $\psi(2)$ , the  $^3P_2$  state of charmonium, ( $\psi(2) \rightarrow \psi(2) + \gamma\gamma$ ), has a very chequered history, with large differences in results from measurements using different techniques. The pre-1992 measurements of ( $\psi(2)$ ) were inconclusive. They all indicated ( $\psi(2)$ ) to be  $\sim 1000$  eV. In 1993, the E760 experiment at Fermilab reported the result from their  $pp \rightarrow \psi(2) + \gamma\gamma$  measurement, ( $\psi(2)$ ) =  $320 \pm 80 \pm 50$  eV [1], a factor of more than 3 smaller than the smallest limit established by the  $\psi$  fusion measurements. Since that time, several other measurements have been reported. Unfortunately, the  $\psi$  fusion experiments continue to report much larger values of ( $\psi(2)$ ) than the pp experiments, with the latest Belle measurement [2] reporting ( $\psi(2)$ ) =  $850 \pm 127$  eV, which is still three times larger than the latest pp measurement of Fermilab E835 [3], ( $\psi(2)$ ) =  $270 \pm 59$  eV. It is this continuing discrepancy between the present good-statistics measurements which has motivated the investigation reported here.

In this investigation we report on a new measurement of the two-photon width of  $\psi(2)$  by the study of the two-photon fusion reaction

$$e^+e^- \rightarrow e^+e^- (\gamma\gamma); \quad \gamma\gamma \rightarrow \psi(2) \rightarrow J/\psi \rightarrow \ell\ell; \quad (1)$$

The data sample used for the analysis was taken at the Cornell Electron Storage Ring (CESR) with the detector in the CLEO III configuration [4]. The detector provides 93% coverage of solid angle for charged and neutral particle identification. The detector components important for this analysis are the drift chamber (DR) and CsI crystal calorimeter (CC). The DR and CC are operated within a 1.5 T magnetic field produced by a superconducting solenoid located directly outside of the CC. The DR detects charged particles and measures their momenta. The CC allows measurements of electromagnetic showers with energy resolution  $(E)/E = 2.3 \pm 2.7\%$  for  $E = 0.3 \text{--} 0.6$  GeV.

The data consist of a  $14.4 \text{ fb}^{-1}$  sample of  $e^+e^-$  collisions at or near the energies of  $\psi(1S \text{--} 5S)$  resonances and around the  $b\bar{b}$  threshold in the range of center-of-mass energies  $\sqrt{s} = 9.46 \text{--} 11.30$  GeV. The data sample sizes are given in Table I.

TABLE I: Data used in the present analysis. Averaged values of  $\sqrt{s}$  and corresponding luminosities are listed.

Data	L ( $\text{fb}^{-1}$ )	$\sqrt{s}$ (GeV)
(1S)	1.399	9.458
(2S)	1.766	10.018
(3S)	1.598	10.356
(4S)	8.566	10.566
(5S)	0.416	10.868
$b\bar{b}$	0.688	11.296

The two-photon partial width ( $\psi(2)$ ) was measured in untagged two-photon fusion reaction of Eq. (1). Events with  $e^+e^-$  or  $\mu^+\mu^-$  in the final state were selected.

The selected events are required to have two charged tracks and zero net charge. All charged particles were required to lie within the drift chamber volume and satisfy standard requirements for track quality and distance of closest approach to the interaction point.

The photon produced in the decay  $\rho^0 \rightarrow \pi^0 \pi^0$  typically has the energy  $E_\gamma = 0.46 \text{ GeV}$ . The selected events are required to have only one electromagnetic shower with an energy  $0.3 < E_\gamma < 0.6 \text{ GeV}$ , and to be isolated from the nearest charged track by an angle  $> 20^\circ$ . The total energy of remaining electromagnetic showers in the event  $E_{\text{tot}}(\text{neut})$  was required to be  $< 0.3 \text{ GeV}$ .

The total energy of the system,  $E_{\text{tot}}(\pi^+\pi^-)$ , defined as the energy sum of the lepton pair and the candidate photon, was required to be  $E_{\text{tot}}(\pi^+\pi^-) < 5 \text{ GeV}$ . This cut has an efficiency of 96% and removes all background which arises when  $(2S)$  is produced via initial state radiation (ISR), decays to  $J/\psi$ , and one photon is not detected.

Events for untagged two-photon fusion are characterized with small transverse momentum of the system, and  $p_{\text{tot}}^2(\pi^+\pi^-) < 0.15 \text{ GeV}^2/c^2$  was required.

Lepton pairs of low transverse momentum may also be directly produced by two-photon fusion. These constitute a background which is removed by rejecting lepton pairs with  $p_{\text{tot}}^2(\pi^+\pi^-) < 0.1 \text{ GeV}^2/c^2$ .

To identify two charged tracks as electrons or muons, the  $E = p$  variable was used, where  $E$  is the energy determined from the calorimeter and  $p$  is the momentum determined from track reconstruction. For both muons  $0 < E = p < 0.3$  is required, and for both electrons  $0.85 < E = p < 1.15$  is required.

If a photon of energy larger than  $0.03 \text{ GeV}$  is present within a  $5^\circ$  angle cone around the lepton direction, it is assumed to be the result of bremsstrahlung and its momentum is added to the momentum of the track.

The signal Monte Carlo (MC) sample for untagged  $\rho^0$  fusion production of  $\rho^0$  resonance was generated using the fusion formalism from Budnev et al: [5]. MC samples were produced for each  $\pi^+\pi^-$  listed in Table I. For the calculation of the overall event selection efficiencies, MC samples were weighted according to the luminosity of each data set.

For untagged  $\rho^0$  production, when the two photons are transversely polarized, the total cross section is related to the two-photon cross section by

$$d\sigma_{e^+e^- \rightarrow e^+e^- \rho^0} = dL^{TT}(W^2)^{TT} \sigma_{\rho^0};$$

where  $L^{TT}$  is the luminosity function and  $W$  is the two-photon invariant mass [5].

We calculate  $\sigma(\rho^0) = \sigma(\rho^0)$  for each  $\pi^+\pi^-$  with the assumptions that  $\rho^0$  production in the fusion of two transverse photons is significant only be in helicity 2 state [6], and the radiative transition  $\rho^0 \rightarrow J/\psi$  is pure E1. We assume that the intermediate vector meson in the Budnev formalism is  $J/\psi$ , and we implement the proper angular distribution [7] in calculating efficiencies. The luminosity-weighted average value of  $\sigma(\rho^0) = \sigma(\rho^0)$  is determined to be  $4.93 \text{ pb/keV}$ .

Good agreement is observed between the data and MC distributions for  $E_{\text{tot}}(\pi^+\pi^-)$ ,  $p_{\text{tot}}^2(\pi^+\pi^-)$ ,  $E$ , momentum of leptons,  $E_{\text{tot}}(\text{neut})$ ,  $E = p$  for leptons, and the photon and lepton angular distributions, as illustrated for the latter two in Figs. 1 and 2.

For each data sample, efficiencies of all event selection requirements were determined from signal MC simulations, and the averages are listed in Table II.

In order to derive the signal counts we analyze the spectra for the difference in invariant masses  $M = M(\pi^+\pi^-) - M(\pi^+\pi^-)$  for  $e^+e^-$  and  $\mu^+\mu^-$  separately, as well as together. As

Fig. 3 shows, a clear  $J=$  enhancement is observed, and the cut  $M(\ell^+\ell^-) = M(J=) \pm 30$  MeV was used. The results for  $M$  are shown in Fig. 4.

Three different methods, all using the background shape determined from the  $J=$  side-band region  $M(\ell^+\ell^-) = 2.7\{3.5 \text{ GeV}$ ,  $\text{omitting } M(\ell^+\ell^-) = 3.0\{3.2 \text{ GeV}$ , were used. Fits using the Crystal Ball line shape [8], signal MC peak shape, and simple counts in the region  $M = 0.42\{0.49 \text{ GeV}$  led to yields and the corresponding efficiencies which differ by less than 2%.

The observed yields of  $\ell^+\ell^-$  are related to the two-photon width as

$$(\epsilon_2) B(\epsilon_2 \rightarrow \ell^+\ell^-) = \frac{N_{\text{obs}}}{L(\epsilon_2) \epsilon(\epsilon_2)};$$

where  $\epsilon$  is the total efficiency,  $L$  is the total luminosity of the data used,  $(\epsilon_2) = (\epsilon_2) = 4.93 \text{ pb/keV}$  as determined earlier, and  $B(\epsilon_2 \rightarrow \ell^+\ell^-) = B_1(\epsilon_2 \rightarrow J=) B_2(J= \rightarrow \ell^+\ell^-)$ .

In Table III we present our results which are averages of the results for the three different signal yield extraction methods. We present the results for  $e^+e^-$  and  $\mu^+\mu^-$  separately, and for their sum. Our directly determined result for the sum is

$$(\epsilon_2) B(\epsilon_2 \rightarrow (e^+e^- + \mu^+\mu^-)) = 13.2 \pm 1.4 \text{ eV}:$$

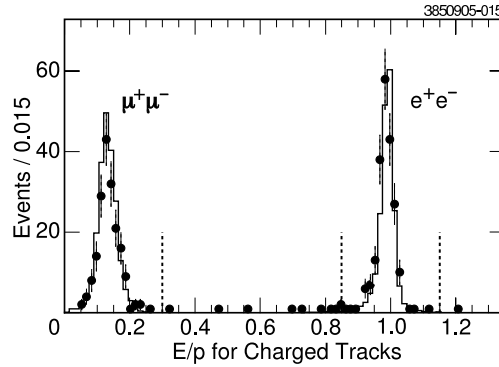


FIG. 1:  $E/p$  distribution of the charged tracks in data (points) and in the signal MC for  $e^+e^-$  and  $\mu^+\mu^-$  channels (histograms). Vertical dashed lines indicate the cut regions for electron and muon identification.

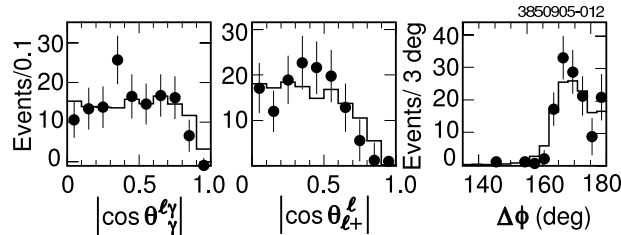


FIG. 2: Comparison of the background subtracted data (points) and the signal MC (histograms) distributions of  $|\cos \theta_\gamma^*|$ ,  $|\cos \theta_{\ell^+}^*|$  and  $\Delta\phi$ .  $\theta_\gamma^*$  is the polar angle of the photon in the  $\ell^+\ell^-$  rest frame,  $\theta_{\ell^+}^*$  is the polar angle of the positive lepton in the  $\ell^+\ell^-$  rest frame, and  $\Delta\phi$  is the azimuthal angle difference between the momenta of the two leptons in the laboratory frame.

TABLE II: Efficiencies of the different event selection criteria.

Selection cut	$e^+e^-$	$\tau^+$
	Channel (%)	Channel (%)
N (charge)= 2	68.9	70.8
Total Charge= 0	98.7	98.7
Only one with		
$0.3 < E < 0.6$ GeV	52.8	53.7
Lepton $E = p$	92.4	98.3
$E_{\text{tot}}(\ell^+ \ell^-) < 5$ GeV	96.1	95.3
$E_{\text{tot}}(\text{neut}) < 0.3$ GeV	99.0	99.1
$p_{\text{tot}}^2(\ell^+ \ell^-) > 0.1$ GeV/c	99.0	98.9
$p_{\text{tot}}^2(\ell^+ \ell^-) < 0.15$ GeV/c	62.1	62.4
$M(\ell^+ \ell^-) = M(J = \dots) \pm 30$ MeV	81.9	93.0
Trigger	97.5	85.7
Overall efficiencies	15.5	17.1

We use  $B_1(\ell^+ \ell^- \rightarrow J = \dots) = (19.9 \pm 1.3)\%$  and  $B_2(J = \dots \rightarrow e^+e^-) = (5.945 \pm 0.079)\%$ ,  $B_2(J = \dots \rightarrow \tau^+) = (5.960 \pm 0.082)\%$ , as measured by CLEO [9, 10], to obtain  $\Gamma(\ell^+ \ell^-)$  listed in Table III. Various sources of systematic uncertainty were studied. Their individual contributions, which add to 8.6%, are listed in Table IV. Thus, our final result for the sum of  $e^+e^-$  and  $\tau^+$  decays of  $J = \dots$  is

$$\Gamma(\ell^+ \ell^-) = 559 \pm 57(\text{stat}) \pm 48(\text{syst}) \pm 36(\text{br}) \text{ eV}.$$

We find that a large part of the discrepancy between the earlier two-photon fusion results and the  $pp \rightarrow \ell^+ \ell^-$  results arises from the use of the old values of  $B(\ell^+ \ell^- \rightarrow J = \dots)$ .

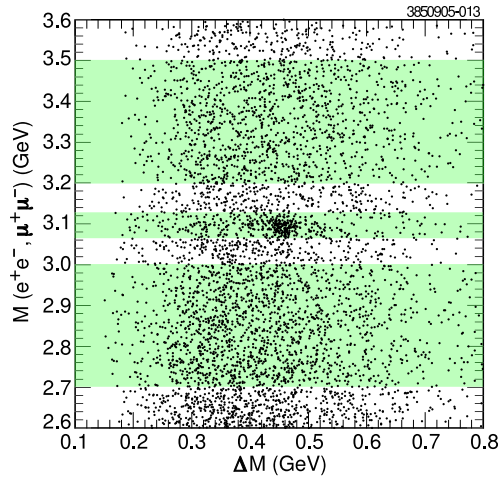


FIG. 3: Scatter plot of the  $M = M(\ell^+ \ell^-) - M(\ell^+ \ell^-)$  with respect to the two lepton effective mass in data. Top and bottom horizontal shaded bands are the areas defined as the  $J = \dots$  sideband regions, and the middle band is the area defined as the  $J = \dots$  signal region.

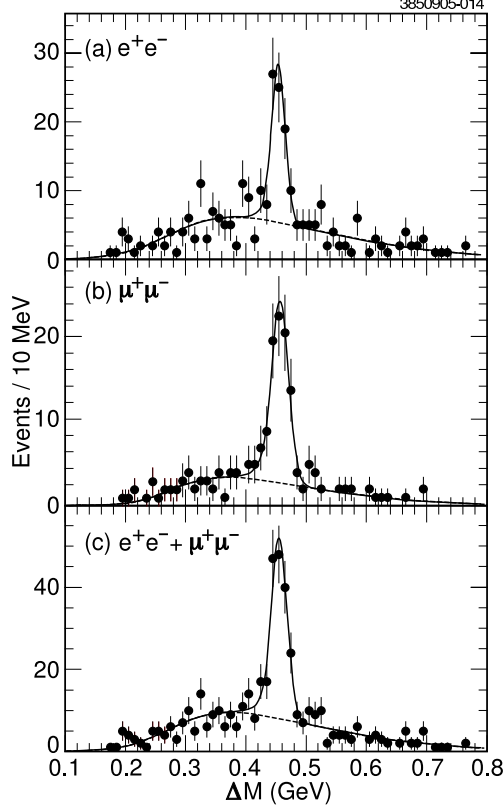


FIG. 4:  $M = M(\ell^+\ell^-) - M(\ell^+\ell^-)$  mass difference distributions in the data for  $e^+e^-$  channel (a),  $\mu^+\mu^-$  channel (b), and the sum (c). The solid line curves are results of fit to the data points using the background indicated by the dashed line curves.

TABLE III: A verage of results for the three signal count extraction methods.

$\ell^+\ell^-$	$N_{\text{obs}}$	$(\sigma_2)B(\sigma_2! \ell^+\ell^-)$ (eV)	$(\sigma_2)$ (eV)
$e^+e^-$	68 11	6.4 1.0	544 87
$\mu^+\mu^-$	79 11	6.8 0.9	571 76
Total	147 15	13.2 1.4	559 57

For example, both Belle [2] and E835 [3] used the 2000 PDG value of  $B(\sigma_2! J=) = (13.5 \pm 1.1)\%$ . As shown in Table V, when these results are reevaluated using  $B(\sigma_2! J=) = (19.9 \pm 1.3)\%$ , as recently measured by CLEO [9], the Belle result becomes identical to ours, and even the pp result becomes statistically consistent with ours.

Many theoretical predictions based on potential model calculations exist in the literature. As examples, we quote two, both of which include both relativistic and one-loop radiative corrections. Gupta et al. predict  $(\sigma_2) = 570$  eV [14], and Ebert et al. predict  $(\sigma_2) = 500$  eV [15]. Both are in excellent agreement with our result.

The value of  $(\sigma_2)$  allows us to estimate the strong coupling constant  $\alpha_s(m_c)$  by

TABLE IV : Sources of systematic uncertainties.

Source	Systematic uncertainty (%)
integrated luminosity, $L$	3.0
trigger efficiency	3.0
signal yield extraction	1.3
$J=$ line shape modeling	1.6
photon resolution modeling	1.3
event selection	4.8
tracking	2.0
photon finding	2.0
$J=$ (versus $J=0$ ) in	3.0
pure E1 (versus E1 + 10% M2)	3.0
overall	8.6

TABLE V : Comparison of our result for the two-photon width of  $\rho(770)$  with the results of the two recent two-photon fusion measurements and the Fermilab E835 pp experiment. The first column gives the results as published and the second column gives the result after reevaluation using the CLEO measured values for  $B_1(\rho(770) \rightarrow J/\psi)$  and  $B_2(J/\psi \rightarrow \rho(770) \gamma)$  [9],[10]. Also, the Fermilab E835 measured value of  $\Gamma_{\text{tot}}(\rho(770))$  [11] is used to recalculate the E835 result [3], and PDG 2004 value of  $B(\rho(770) \rightarrow 4\pi)$  [12] is used to recalculate the CLEO result [13].

Experiment [Ref.]	$\Gamma(\rho(770))$ (eV)	$\Gamma(\rho(770))$ (eV)
Quantity Measured	(as published)	(as reevaluated)
Present: $\Gamma(\rho(770))$		
$B(\rho(770) \rightarrow J/\psi)$		559 (57) (48) (36)
Belle [2]: $\Gamma(\rho(770))$		
$B(\rho(770) \rightarrow J/\psi)$	850 (80) (70) (70)	570 (55) (46) (37)
CLEO [13]: $\Gamma(\rho(770))$		
$B(\rho(770) \rightarrow 4\pi)$	530 (150) (60) (220)	432 (122) (54) (61)
E835 [3]: pp $\Gamma(\rho(770))$		
$\Gamma(\rho(770) \rightarrow J/\psi) = \Gamma(\rho(770) \rightarrow J/\psi)$	270 (49) (33)	384 (69) (47)

comparing it to  $\Gamma_{\text{gg}}(\rho(770))$ . The first order radiative corrections for the two widths are given in Reference [16], so that the pQCD prediction becomes

$$\frac{\Gamma(\rho(770))}{\Gamma_{\text{gg}}(\rho(770))} = \frac{8}{9} \frac{s^2}{s} \frac{1}{1} \frac{5.33}{2.2} \frac{s}{s} : \quad (2)$$

The hadronic width,  $\Gamma_{\text{gg}}(\rho(770)) = \Gamma_{\text{tot}}(\rho(770)) - B(\rho(770) \rightarrow \text{gg}) = \Gamma_{\text{tot}}(\rho(770)) - [B(\rho(770) \rightarrow J/\psi)] = 1.55 \pm 0.11 \text{ MeV}$ , obtained by using  $\Gamma_{\text{tot}}(\rho(770)) = 1.94 \pm 0.13 \text{ MeV}$  [11] and  $B(\rho(770) \rightarrow J/\psi) = 0.199 \pm 0.013$  [9]. Using our result for  $\Gamma(\rho(770))$ , we obtain  $\Gamma(\rho(770)) = \Gamma_{\text{gg}}(\rho(770)) = (361 \pm 59) \times 10^{-6}$ . Equating this to the pQCD expression (Eq. 2) but not including the



radiative corrections in the large parentheses, gives  $s(m_c) = 0.36 \pm 0.03$ . The pQCD expression with the radiative corrections (Eq. 2) leads to the value  $s(m_c) = 0.29 \pm 0.02$ .

We gratefully acknowledge the effort of the CESR staff in providing us with excellent luminosity and running conditions. This work was supported by the National Science Foundation and the U.S. Department of Energy.

- 
- [1] T.A. Armstrong et al. (E760 Collaboration), Phys. Rev. Lett. 70, 2988 (1993).
  - [2] K. Abe et al. (Belle Collaboration), Phys. Lett. B 540, 33 (2002).
  - [3] M. Ambrogiani et al. (E835 Collaboration), Phys. Rev. D 62, 052002 (2000).
  - [4] Y. Kubota et al. (CLEO Collaboration), Nucl. Instrum. Meth. A 320, 66 (1992); G. Viehhauser et al. (CLEO Collaboration), Nucl. Instrum. Meth. A 462, 146 (2001); D. Peterson et al. (CLEO Collaboration), Nucl. Instrum. Meth. A 478, 142 (2002); M. Artuso et al. (CLEO Collaboration), Nucl. Instrum. Meth. A 502, 91 (2003).
  - [5] V.M. Budnev et al., Phys. Reports 15C, 181 (1975).
  - [6] Z.P. Li, F.E. Close, and T. Barnes, Phys. Rev. D 43, 2161 (1991).
  - [7] J. Dominko et al. (CLEO Collaboration), Phys. Rev. D 50, 4265 (1994).
  - [8] S.B. Athar et al. (CLEO Collaboration), Phys. Rev. D 70, 112002 (2004).
  - [9] N.E. Adam et al. (CLEO Collaboration), Phys. Rev. Lett. 94, 232002 (2005).
  - [10] Z. Li et al. (CLEO Collaboration), Phys. Rev. D 71, 111103 (2005).
  - [11] M. Andreotti et al. (E835 Collaboration), Nucl. Phys. B 717 (2005) 34.
  - [12] S. Eidelman et al. (Particle Data Group), Phys. Lett. B 592, 1 (2004).
  - [13] B.I. Eisenstein et al. (CLEO Collaboration), Phys. Rev. Lett. 87, 061801 (2001).
  - [14] S.N. Gupta, J.M. Johnson and W.W. Repko, Phys. Rev. D 54, 2075 (1996).
  - [15] D. Ebert, R.N. Faustov and V.O. Galkin, Mod. Phys. Lett. A 18, 601 (2003).
  - [16] W. Kwong, P.B. Mackenzie, R. Rosenfeld, and J.L. Rosner, Phys. Rev. D 37, 3210 (1988).