

Measurements of exclusive  $B_s^0$  decays at the (5S)

K. Abe,<sup>9</sup> K. Abe,<sup>49</sup> I. Adachi,<sup>9</sup> H. Aihara,<sup>51</sup> D. Anipko,<sup>1</sup> K. Aoki,<sup>25</sup> T. Arai,<sup>32</sup>  
K. Arinstein,<sup>1</sup> Y. Asano,<sup>56</sup> T. Aso,<sup>55</sup> V. Aulchenko,<sup>1</sup> T. Aushev,<sup>21</sup> T. Aziz,<sup>47</sup> S. Bahinipati,<sup>4</sup>  
A. M. Bakich,<sup>46</sup> V. Balagura,<sup>15</sup> Y. Ban,<sup>37</sup> S. Banerjee,<sup>47</sup> E. Barberio,<sup>24</sup> M. Barbero,<sup>8</sup>  
A. Bay,<sup>21</sup> I. Bedny,<sup>1</sup> K. Belous,<sup>14</sup> U. Bitenc,<sup>16</sup> I. Bizjak,<sup>16</sup> S. Blyth,<sup>27</sup> A. Bondar,<sup>1</sup>  
A. Bozek,<sup>30</sup> M. Bracko,<sup>23,16</sup> J. Brodzicka,<sup>9,30</sup> T. E. Browder,<sup>8</sup> M.-C. Chang,<sup>50</sup> P. Chang,<sup>29</sup>  
Y. Chao,<sup>29</sup> A. Chen,<sup>27</sup> K.-F. Chen,<sup>29</sup> W. T. Chen,<sup>27</sup> B. G. Cheon,<sup>3</sup> R. Chistov,<sup>15</sup>  
J. H. Choi,<sup>18</sup> S.-K. Choi,<sup>7</sup> Y. Choi,<sup>45</sup> Y. K. Choi,<sup>45</sup> A. Chuvikov,<sup>39</sup> S. Cole,<sup>46</sup> J. Dalseno,<sup>24</sup>  
M. Danilov,<sup>15</sup> M. Dash,<sup>57</sup> R. Dowd,<sup>24</sup> J. Dragic,<sup>9</sup> A. Dutskov,<sup>4</sup> S. Edelmann,<sup>1</sup> Y. Enari,<sup>25</sup>  
D. Epifanov,<sup>1</sup> S. Fratina,<sup>16</sup> H. Fujii,<sup>9</sup> M. Fujikawa,<sup>26</sup> N. Gabyshev,<sup>1</sup> A. Gamash,<sup>39</sup>  
T. Gershon,<sup>9</sup> A. Go,<sup>27</sup> G. Gokhroo,<sup>47</sup> P. Goldenzweig,<sup>4</sup> B. Golob,<sup>22,16</sup> A. Gorišek,<sup>16</sup>  
M. Grosse Perdekamp,<sup>11,40</sup> H. Guler,<sup>8</sup> H. Ha,<sup>18</sup> J. Haba,<sup>9</sup> K. Hara,<sup>25</sup> T. Hara,<sup>35</sup>  
Y. Hasegawa,<sup>44</sup> N. C. Hastings,<sup>51</sup> K. Hayasaka,<sup>25</sup> H. Hayashii,<sup>26</sup> M. Hazumi,<sup>9</sup>  
D. Heeman,<sup>35</sup> T. Higuchi,<sup>9</sup> L. Hinz,<sup>21</sup> T. Hokuue,<sup>25</sup> Y. Hoshi,<sup>49</sup> K. Hoshina,<sup>54</sup> S. Hou,<sup>27</sup>  
W.-S. Hou,<sup>29</sup> Y. B. Hsiung,<sup>29</sup> Y. Igarashi,<sup>9</sup> T. Iijima,<sup>25</sup> K. Ikado,<sup>25</sup> A. Imoto,<sup>26</sup>  
K. Inami,<sup>25</sup> A. Ishikawa,<sup>51</sup> H. Ishino,<sup>52</sup> K. Itoh,<sup>51</sup> R. Itoh,<sup>9</sup> M. Iwabuchi,<sup>6</sup> M. Iwasaki,<sup>51</sup>  
Y. Iwasaki,<sup>9</sup> C. Jacoby,<sup>21</sup> M. Jones,<sup>8</sup> H. Kakuno,<sup>51</sup> J. H. Kang,<sup>58</sup> J. S. Kang,<sup>18</sup>  
P. Kapusta,<sup>30</sup> S. U. Kataoka,<sup>26</sup> N. Katayama,<sup>9</sup> H. Kawai,<sup>2</sup> T. Kawasaki,<sup>32</sup> H. R. Khan,<sup>52</sup>  
A. Kobayashi,<sup>52</sup> H. Kichimi,<sup>9</sup> N. Kikuchi,<sup>50</sup> H. J. Kim,<sup>20</sup> H. O. Kim,<sup>45</sup> J. H. Kim,<sup>45</sup>  
S. K. Kim,<sup>43</sup> T. H. Kim,<sup>58</sup> Y. J. Kim,<sup>6</sup> K. Kinoshita,<sup>4</sup> N. Kishimoto,<sup>25</sup> S. Korpar,<sup>23,16</sup>  
Y. Kozakai,<sup>25</sup> P. Krizan,<sup>22,16</sup> P. Krokovny,<sup>9</sup> T. Kubota,<sup>25</sup> R. Kulasiri,<sup>4</sup> R. Kumar,<sup>36</sup>  
C. C. Kuo,<sup>27</sup> E. Kurihara,<sup>2</sup> A. Kusaka,<sup>51</sup> A. Kuzmin,<sup>1</sup> Y.-J. Kwon,<sup>58</sup> J. S. Lange,<sup>5</sup>  
G. Leder,<sup>13</sup> J. Lee,<sup>43</sup> S. E. Lee,<sup>43</sup> Y.-J. Lee,<sup>29</sup> T. Lesiak,<sup>30</sup> J. Li,<sup>8</sup> A. Limosani,<sup>9</sup> C. Y. Lin,<sup>29</sup>  
S.-W. Lin,<sup>29</sup> Y. Liu,<sup>6</sup> D. Liventsev,<sup>15</sup> J. MacNaughton,<sup>13</sup> G. Majumder,<sup>47</sup> F. Mandl,<sup>13</sup>  
D. Marlow,<sup>39</sup> T. Matsumoto,<sup>53</sup> A. Matyjka,<sup>30</sup> S. McNie,<sup>46</sup> T. Medvedeva,<sup>15</sup> Y. Miki,<sup>50</sup>  
W. Mitaro,<sup>13</sup> K. Miyabayashi,<sup>26</sup> H. Miyake,<sup>35</sup> H. Miyata,<sup>32</sup> Y. Miyazaki,<sup>25</sup> R. Mizuk,<sup>15</sup>  
D. Mohapatra,<sup>57</sup> G. R. Moliney,<sup>24</sup> T. Mori,<sup>52</sup> J. Mueller,<sup>38</sup> A. Murakami,<sup>41</sup> T. Nagamine,<sup>50</sup>  
Y. Nagasaka,<sup>10</sup> T. Nakagawa,<sup>53</sup> I. Nakamura,<sup>9</sup> E. Nakano,<sup>34</sup> M. Nakao,<sup>9</sup> H. Nakazawa,<sup>9</sup>  
Z. Natkaniec,<sup>30</sup> K. Neichi,<sup>49</sup> S. Nishida,<sup>9</sup> K. Nishimura,<sup>8</sup> O. Nito,<sup>54</sup> S. Noguchi,<sup>26</sup>  
T. Nozaki,<sup>9</sup> A. Ogawa,<sup>40</sup> S. Ogawa,<sup>48</sup> T. Ohshima,<sup>25</sup> T. Okabe,<sup>25</sup> S. Okuno,<sup>17</sup> S. Olsen,<sup>8</sup>  
S. Ono,<sup>52</sup> W. Ostrowicz,<sup>30</sup> H. Ozaki,<sup>9</sup> P. Pakhlov,<sup>15</sup> G. Pakhlova,<sup>15</sup> H. Palka,<sup>30</sup>  
C. W. Park,<sup>45</sup> H. Park,<sup>20</sup> K. S. Park,<sup>45</sup> N. Parslow,<sup>46</sup> L. S. Peak,<sup>46</sup> M. Pernicka,<sup>13</sup>  
R. Pestotnik,<sup>16</sup> M. Peters,<sup>8</sup> L. E. Piihonen,<sup>57</sup> A. Poluektov,<sup>1</sup> F. J. Ronga,<sup>9</sup> N. Root,<sup>1</sup>  
J. Rorie,<sup>8</sup> M. Rozanska,<sup>30</sup> H. Sahoo,<sup>8</sup> S. Saitoh,<sup>9</sup> Y. Sakai,<sup>9</sup> H. Sakamoto,<sup>19</sup> H. Sakaue,<sup>34</sup>  
T. R. Sarangi,<sup>6</sup> N. Sato,<sup>25</sup> N. Satoyama,<sup>44</sup> K. Sayeed,<sup>4</sup> T. Schietinger,<sup>21</sup> O. Schneider,<sup>21</sup>  
P. Schonmeyer,<sup>50</sup> J. Schumann,<sup>28</sup> C. Schwanda,<sup>13</sup> A. J. Schwartz,<sup>4</sup> R. Seidl,<sup>11,40</sup> T. Seki,<sup>53</sup>  
K. Senyo,<sup>25</sup> M. E. Sevier,<sup>24</sup> M. Shapkin,<sup>14</sup> Y.-T. Shen,<sup>29</sup> H. Shibuya,<sup>48</sup> B. Schwartz,<sup>1</sup>  
V. Sidorov,<sup>1</sup> J. B. Singh,<sup>36</sup> A. Sokolov,<sup>14</sup> A. Somov,<sup>4</sup> N. Soni,<sup>36</sup> R. Stamen,<sup>9</sup> S. Stanic,<sup>33</sup>  
M. Staric,<sup>16</sup> H. Stoeck,<sup>46</sup> A. Sugiyama,<sup>41</sup> K. Sumisawa,<sup>9</sup> T. Sumiyoshi,<sup>53</sup> S. Suzuki,<sup>41</sup>  
S. Y. Suzuki,<sup>9</sup> O. Tajima,<sup>9</sup> N. Takada,<sup>44</sup> F. Takasaki,<sup>9</sup> K. Tamai,<sup>9</sup> N. Tamura,<sup>32</sup>  
K. Tanabe,<sup>51</sup> M. Tanaka,<sup>9</sup> G. N. Taylor,<sup>24</sup> Y. Teramoto,<sup>34</sup> X. C. Tian,<sup>37</sup> I. Tikhomirov,<sup>15</sup>

K.Trabelsi,<sup>9</sup> Y.T.Tsai,<sup>29</sup> Y.F.Tse,<sup>24</sup> T.Tsuboyama,<sup>9</sup> T.Tsukamoto,<sup>9</sup> K.Uchida,<sup>8</sup>  
Y.Uchida,<sup>6</sup> S.Uehara,<sup>9</sup> T.Uglav,<sup>15</sup> K.Ueno,<sup>29</sup> Y.Unno,<sup>9</sup> S.Uno,<sup>9</sup> P.Urquijo,<sup>24</sup>  
Y.Ushiroda,<sup>9</sup> Y.Usov,<sup>1</sup> G.Vamer,<sup>8</sup> K.E.Varvell,<sup>46</sup> S.Villa,<sup>21</sup> C.C.Wang,<sup>29</sup>  
C.H.Wang,<sup>28</sup> M.-Z.Wang,<sup>29</sup> M.Watanabe,<sup>32</sup> Y.Watanabe,<sup>52</sup> J.Wicht,<sup>21</sup> L.Widhalm,<sup>13</sup>  
J.Wiechczynski,<sup>30</sup> E.Won,<sup>18</sup> C.H.Wu,<sup>29</sup> Q.L.Xie,<sup>12</sup> B.D.Yabsley,<sup>46</sup> A.Yamaguchi,<sup>50</sup>  
H.Yamamoto,<sup>50</sup> S.Yamamoto,<sup>53</sup> Y.Yamashita,<sup>31</sup> M.Yamachi,<sup>9</sup> Heyoung Yang,<sup>43</sup>  
S.Yoshino,<sup>25</sup> Y.Yuan,<sup>12</sup> Y.Yusa,<sup>57</sup> S.L.Zang,<sup>12</sup> C.C.Zhang,<sup>12</sup> J.Zhang,<sup>9</sup>  
L.M.Zhang,<sup>42</sup> Z.P.Zhang,<sup>42</sup> V.Zhilich,<sup>1</sup> T.Ziegler,<sup>39</sup> A.Zupanc,<sup>16</sup> and D.Zuricher<sup>21</sup>

(Belle Collaboration)

<sup>1</sup>Budker Institute of Nuclear Physics, Novosibirsk

<sup>2</sup>Chiba University, Chiba

<sup>3</sup>Chonnam National University, Kwangju

<sup>4</sup>University of Cincinnati, Cincinnati, Ohio 45221

<sup>5</sup>University of Frankfurt, Frankfurt

<sup>6</sup>The Graduate University for Advanced Studies, Hayama

<sup>7</sup>Gyeongsang National University, Chinju

<sup>8</sup>University of Hawaii, Honolulu, Hawaii 96822

<sup>9</sup>High Energy Accelerator Research Organization (KEK), Tsukuba

<sup>10</sup>Hiroshima Institute of Technology, Hiroshima

<sup>11</sup>University of Illinois at Urbana-Champaign, Urbana, Illinois 61801

<sup>12</sup>Institute of High Energy Physics,

Chinese Academy of Sciences, Beijing

<sup>13</sup>Institute of High Energy Physics, Vienna

<sup>14</sup>Institute of High Energy Physics, Protvino

<sup>15</sup>Institute for Theoretical and Experimental Physics, Moscow

<sup>16</sup>J. Stefan Institute, Ljubljana

<sup>17</sup>Kanagawa University, Yokohama

<sup>18</sup>Korea University, Seoul

<sup>19</sup>Kyoto University, Kyoto

<sup>20</sup>Kyungpook National University, Taegu

<sup>21</sup>Swiss Federal Institute of Technology of Lausanne, EPFL, Lausanne

<sup>22</sup>University of Ljubljana, Ljubljana

<sup>23</sup>University of Maribor, Maribor

<sup>24</sup>University of Melbourne, Victoria

<sup>25</sup>Nagoya University, Nagoya

<sup>26</sup>Nara Women's University, Nara

<sup>27</sup>National Central University, Chung-li

<sup>28</sup>National United University, Miao Li

<sup>29</sup>Department of Physics, National Taiwan University, Taipei

<sup>30</sup>H. Niewodniczanski Institute of Nuclear Physics, Krakow

<sup>31</sup>Nippon Dental University, Niigata

<sup>32</sup>Niigata University, Niigata

<sup>33</sup>University of Nova Gorica, Nova Gorica

<sup>34</sup>Osaka City University, Osaka

<sup>35</sup>Osaka University, Osaka

<sup>36</sup>Panjab University, Chandigarh

- <sup>37</sup>Peking University, Beijing
- <sup>38</sup>University of Pittsburgh, Pittsburgh, Pennsylvania 15260
- <sup>39</sup>Princeton University, Princeton, New Jersey 08544
- <sup>40</sup>Riken BNL Research Center, Upton, New York 11973
- <sup>41</sup>Saga University, Saga
- <sup>42</sup>University of Science and Technology of China, Hefei
- <sup>43</sup>Seoul National University, Seoul
- <sup>44</sup>Shinshu University, Nagano
- <sup>45</sup>Sungkyunkwan University, Suwon
- <sup>46</sup>University of Sydney, Sydney NSW
- <sup>47</sup>Tata Institute of Fundamental Research, Bombay
- <sup>48</sup>Toho University, Funabashi
- <sup>49</sup>Tohoku Gakuin University, Tagajo
- <sup>50</sup>Tohoku University, Sendai
- <sup>51</sup>Department of Physics, University of Tokyo, Tokyo
- <sup>52</sup>Tokyo Institute of Technology, Tokyo
- <sup>53</sup>Tokyo Metropolitan University, Tokyo
- <sup>54</sup>Tokyo University of Agriculture and Technology, Tokyo
- <sup>55</sup>Toyama National College of Maritime Technology, Toyama
- <sup>56</sup>University of Tsukuba, Tsukuba
- <sup>57</sup>Virginia Polytechnic Institute and State University, Blacksburg, Virginia 24061
- <sup>58</sup>Yonsei University, Seoul

## Abstract

Several exclusive  $B_s^0$  decays are studied using a  $1.86 \text{ fb}^{-1}$  data sample collected at the  $(5S)$  resonance with the Belle detector at the KEKB asymmetric energy  $e^+e^-$  collider. Combining the  $B_s^0 \rightarrow D_s^{(\prime)+}$ ,  $B_s^0 \rightarrow D_s^{(\prime)-}$ ,  $B_s^0 \rightarrow J/\psi$  and  $B_s^0 \rightarrow J/\psi$  decay modes, a significant  $B_s^0$  signal is observed. The ratio  $(e^+e^- \rightarrow B_s B_s) = (e^+e^- \rightarrow B_s^{(\prime)} B_s^{(\prime)}) = 0.94^{+0.06}_{-0.09}$  is obtained at the  $(5S)$  energy, indicating that  $B_s^0$  meson production proceeds predominantly through the creation of  $B_s B_s$  pairs. The  $B_s^0$  and  $B_s$  meson masses are measured to be  $M(B_s^0) = (5370 \pm 3) \text{ MeV}/c^2$  and  $M(B_s) = (5418 \pm 3) \text{ MeV}/c^2$ . Upper limits on the  $B_s^0 \rightarrow \dots$ ,  $B_s^0 \rightarrow \dots$ ,  $B_s^0 \rightarrow K^+ K^-$  and  $B_s^0 \rightarrow D_s^{(\prime)+} D_s^{(\prime)-}$  branching fractions are also reported.

PACS numbers: 13.20.Gd, 13.20.He, 13.25.Gv, 13.25.Hw, 14.40.Gx, 14.40.Nd

## INTRODUCTION

A considerable  $B_s^0$  production rate has been recently measured in  $e^+e^-$  collisions at the (5S) energy [1, 2]. This suggests that exclusive  $B_s^0$  decay studies at high luminosity  $e^+e^-$  B factories have great potential. Although several  $B_s^0$  decay channels have been recently observed by the Tevatron experiments [3, 4], some  $B_s^0$  decay modes can be better measured at  $e^+e^-$  colliders running at the (5S) energy. The detectors taking data at the (5S) have many advantages in studies of  $B_s^0$  decays, such as high photon and  $\pi^0$  reconstruction efficiency, trigger efficiency of almost 100% for hadronic modes and excellent charged kaon and pion identification. The possibility of partial reconstruction of specific  $B_s^0$  decays and a model-independent determination of the number of initial  $B_s^0$  mesons, which opens an opportunity for precise absolute  $B_s^0$  branching fraction measurements, are additional advantages of  $B_s^0$  studies at  $e^+e^-$  colliders running at the (5S).

In this paper we report the measurements of exclusive  $B_s^0$  decays based on a (5S) data sample of  $1.86 \text{ fb}^{-1}$ , collected by the Belle detector [5] at the KEKB asymmetric energy  $e^+e^-$  collider [6]. This data sample is more than four times larger than the  $0.42 \text{ fb}^{-1}$  dataset collected at the (5S) by the CLEO experiment in 2003 [7], where first evidence of exclusive  $B_s^0$  decays at the (5S) was found.

We fully reconstruct six modes  $B_s^0 \rightarrow D_s^- \pi^+$ ,  $B_s^0 \rightarrow D_s^- \pi^0$ ,  $B_s^0 \rightarrow D_s^- \eta$ ,  $B_s^0 \rightarrow D_s^- \eta'$ ,  $B_s^0 \rightarrow J/\psi$  and  $B_s^0 \rightarrow J/\psi$ , which have large reconstruction efficiencies and are described by unsuppressed tree diagrams. To improve the statistical significance of the  $B_s^0$  signal, these six modes are combined; the masses of the  $B_s^0$  and  $B_s$  mesons are determined from a common signal fit.

In addition, we search for several rare  $B_s^0$  decays: the intrinsic penguin decay  $B_s^0 \rightarrow \pi^0 \pi^0$ , the electromagnetic penguin decay  $B_s^0 \rightarrow \pi^0 \gamma$ , and the hadronic penguin decay  $B_s^0 \rightarrow K^+ K^-$ . Although the branching fractions for these decays are expected to be too small to be observed with this dataset, we can obtain competitive upper limits. To date only upper limits for the  $B_s^0 \rightarrow \pi^0 \pi^0$  [8] and  $B_s^0 \rightarrow \pi^0 \gamma$  [9] decays have been published. Within the Standard Model the  $B_s^0 \rightarrow \pi^0 \pi^0$  decay is expected to proceed via an intrinsic penguin diagram and the branching fraction is expected to be  $(0.5 - 1.0) \times 10^{-6}$  [10, 11]. However, this decay is sensitive to some Beyond Standard Model (BSM) contributions and can be enhanced by one to two orders of magnitude in some BSM models [12, 13]. Although the process  $B \rightarrow s \gamma$  provides a more restrictive constraint for many BSM models, in some models the  $B_s^0 \rightarrow \pi^0 \pi^0$  process is more sensitive [12, 13].

The decay modes  $B_s^0 \rightarrow \pi^0 \pi^0$  and  $B_s^0 \rightarrow K^+ K^-$  are also described by penguin diagrams; these processes are natural processes in which to search for BSM physics [14-18]. The decay  $B_s^0 \rightarrow K^+ K^-$  has been observed by CDF using a simultaneous multi-channel analysis [19], where the overlapping signal peaks from  $B_s^0 \rightarrow K^+ K^-$ ,  $B^0 \rightarrow K^+ K^-$ ,  $B^0 \rightarrow \pi^+ \pi^-$  and  $B_s^0 \rightarrow K^+ K^-$  decay modes were separated statistically in the fit and the ratio  $(f_s=f_d) \cdot \mathcal{B}(B_s^0 \rightarrow K^+ K^-) / \mathcal{B}(B^0 \rightarrow K^+ K^-) = 0.46 - 0.08 - 0.07$  was obtained.

Important results can also be obtained using  $B_s^0 \rightarrow D_s^{(*)+} D_s^{(*)-}$  decay modes [20, 21]. These modes are expected to be predominantly CP eigenstates and, because their branching fractions are expected to be large, they should lead to a sizable lifetime difference between the CP-odd and CP-even  $B_s^0$  mesons. Therefore within the SM framework the relative decay-width difference  $\Gamma_{B_s^0} = \Gamma_{B_s^0}$  can be obtained from measurement of the  $B_s^0 \rightarrow D_s^{(*)+} D_s^{(*)-}$  branching fractions.

The Belle detector operates at KEKB [6], an asymmetric energy double storage ring designed to collide 8 GeV electrons and 3.5 GeV positrons to produce  $(4S)$  mesons with a boost of  $\beta = 0.425$ . In this analysis we use a data sample of  $1.86 \text{ fb}^{-1}$  taken at the  $(5S)$  energy of 10869 MeV with the same boost. The experimental conditions for data taking at the  $(5S)$  are identical to those for  $(4S)$  or continuum running.

Belle is a general-purpose large-solid-angle detector that consists of a three-layer Silicon Vertex Detector (SVD), a 50-layer Central Drift Chamber (CDC), an array of Aerogel Cerenkov Counters (ACC), a Time of Flight counter system (TOF), and a CsI(Tl) Electromagnetic Calorimeter (ECL) located inside a superconducting solenoidal coil with a 1.5 T magnetic field. An iron flux-return located outside the coil is instrumented to identify  $K_L^0$  and muons (KLM). The detector is described in detail elsewhere [5]. A GEANT-based detailed simulation of the Belle detector is used to produce Monte Carlo event samples (MC) and determine efficiencies.

Charged tracks are required to have a momentum larger than 100 MeV/c. Kaon and pion mass hypotheses are assigned using a likelihood ratio  $L_{K^\pm} = L_K / (L_K + L_\pi)$ , obtained by combining information from the CDC ( $dE/dx$ ), ACC, and TOF systems. We require  $L_{K^\pm} > 0.6$  ( $L_{K^\pm} < 0.6$ ) for kaon (pion) candidates [5]. With these requirements, the identification efficiency for particles used in this analysis varies from 86% to 91% (94% to 98%) for kaons (pions). A tighter kaon identification requirement  $L_{K^\pm} > 0.8$  is applied for the  $B_s^0 \rightarrow K^+ K^-$  decay, where the pion misidentification background is large.

Electrons are identified combining [22] information from the CDC (specific ionization  $dE/dx$ ), the ACC, and the ECL (electromagnetic shower position, shape and energy). Muons are identified by matching to KLM hits and penetration depth [23].

ECL clusters with a photon-like shape, that are not associated with charged tracks, are accepted as photon candidates. Primary candidate photons ( $\gamma$ ), that are used to reconstruct the  $B_s^0 \rightarrow \gamma \gamma$  and  $B_s^0 \rightarrow \gamma \pi^0$  decays, are required to have a proper bunch-crossing timing and to lie within the acceptance of the ECL barrel ( $33^\circ < \theta < 128^\circ$ ). To reduce the background from high-energy  $\pi^0$  decays, where the two daughter photons are merged in a single cluster in the calorimeter, the ratio of the energy deposition in  $3 \times 3$  ECL cells compared to that in  $5 \times 5$  cells around the maximum energy ECL cell is required to exceed 95%. The main background sources of high energy photons are  $\pi^0 \rightarrow \gamma \gamma$  and  $\eta \rightarrow \gamma \gamma$  decays. To reduce these backgrounds, restrictions are imposed on the invariant mass of the candidate primary photon and any other photon ( $\gamma$ ) in the event. The primary photon is rejected if  $120 < M(\gamma \gamma) < 145 \text{ MeV}/c^2$  and  $E_\gamma > 30 \text{ MeV}$  or if  $510 < M(\gamma \gamma) < 570 \text{ MeV}/c^2$  and  $E_\gamma > 200 \text{ MeV}$ .

$\pi^0$  candidates are formed from pairs of photons, each with energy greater than 150 MeV, with an invariant mass within  $15 \text{ MeV}/c^2$  (i.e.  $3\sigma$ , where  $5 \text{ MeV}/c^2$  is the  $\pi^0$  mass resolution) of the nominal  $\pi^0$  mass. We reconstruct mesons only in the clean  $\pi^0$  mode, requiring an invariant mass to be within  $20 \text{ MeV}/c^2$  ( $2\sigma$ ) of the nominal mass and photon energies to be larger than 50 MeV.  $K_S^0$  candidates are formed from  $\pi^+ \pi^-$  pairs with an invariant mass within  $10 \text{ MeV}/c^2$  ( $3\sigma$ ) of the nominal  $K_S^0$  mass and a common vertex displaced from the interaction point by more than 0.1 cm in the plane perpendicular to the beam direction.

Invariant masses for  $K^0 \rightarrow K^+ K^-$  candidates are required to be within  $50 \text{ MeV}/c^2$  of the nominal  $K^0$  mass; those of  $\pi^+ \pi^- K^+ K^-$  candidates, within  $12 \text{ MeV}/c^2$  of the

mass. A  $100 \text{ MeV}/c^2$  mass window is used to select  $D_s^+$  candidates reconstructed in the  $D_s^+ \rightarrow \pi^+ \pi^0$  mode.  $D_s^+$  mesons are reconstructed in the  $D_s^+ \rightarrow K^0 K^+$  and  $D_s^+ \rightarrow K_s^0 K^+$  decay channels; all candidates must have a mass within  $12 \text{ MeV}/c^2$  ( $\pm 2.5$ ) of the nominal  $D_s^+$  mass. The helicity angle distributions are expected to be proportional to  $\cos^2 \theta_{\text{hel}}^{D_s^+}$  for pseudoscalar-vector final states and the  $|\cos \theta_{\text{hel}}^{D_s^+}| > 0.25$  requirement is applied for the  $D_s^+ \rightarrow \pi^+ \pi^0$  and  $D_s^+ \rightarrow K^0 K^+$  decays. The helicity angle  $\theta_{\text{hel}}^{D_s^+}$  is defined as the angle between the directions of the  $K^+$  and  $D_s^+$  momenta in the rest frame (or the directions of the  $\pi^+$  and  $D_s^+$  momenta in the  $K^0$  rest frame in the case of  $K^0 K^+$  decay).

$D_s^+$  candidates are reconstructed in the  $D_s^+ \rightarrow D_s^+ \pi^0$  mode, the measured  $D_s^+$  and  $D_s^+$  mass difference is required to be within  $10 \text{ MeV}/c^2$  of its nominal value. The invariant mass of the candidate  $J = \pi$  meson is required to be within the range  $M(\pi^+) - m_{J=\pi} < 30 \text{ MeV}/c^2$  for the muon decay mode and within the asymmetric range  $100 < M(e^+e^-) - m_{J=\pi} < 30 \text{ MeV}/c^2$  for the electron decay mode, where  $m_{J=\pi}$  is the nominal mass of the  $J = \pi$  meson.

Six  $B_s^0$  decays to  $D_s^+ \pi^-$ ,  $D_s^- \pi^+$ ,  $D_s^+ \pi^0$ ,  $D_s^- \pi^0$ ,  $J = \pi$  and  $J = \eta$  final states and four rare  $B_s^0$  decays to  $K^+ K^-$ ,  $K^0 \bar{K}^0$  and  $D_s^{(*)+} D_s^{(*)-}$  final states are reconstructed. The signals can be observed using two variables: the energy difference  $E = E_{B_s^0}^{\text{CM}} - E_{\text{beam}}^{\text{CM}}$  and beam-constrained mass  $M_{\text{bc}} = \frac{q}{\sqrt{(E_{\text{beam}}^{\text{CM}})^2 - (p_{B_s^0}^{\text{CM}})^2}}$ , where  $E_{B_s^0}^{\text{CM}}$  and  $p_{B_s^0}^{\text{CM}}$  are the energy and momentum of the  $B_s^0$  candidate in the  $e^+e^-$  center-of-mass (CM) system and  $E_{\text{beam}}^{\text{CM}}$  is the CM beam energy. The  $B_s^0$  mesons can be produced in  $e^+e^-$  collisions at the  $\sqrt{s} = 10.58 \text{ GeV}$  via intermediate  $B_s B_s^*$ ,  $B_s B_s^0$ ,  $B_s^0 B_s^*$  and  $B_s^0 B_s^0$  channels, with  $B_s \rightarrow B_s^0$ . These intermediate channels can be distinguished kinematically in the  $M_{\text{bc}}$  and  $E$  plane, where three well separated  $B_s^0$  signal regions can be defined corresponding to the cases where both, only one, or none of the  $B_s^0$  mesons originate from a  $B_s$  decay. These signal regions are defined as ellipses corresponding to  $(2.0 \pm 2.5)$  resolution intervals in  $M_{\text{bc}}$  and  $E$ . A MC simulation of the studied  $B_s^0$  decays indicate that the correlation between  $M_{\text{bc}}$  and  $E$  is small and can be neglected in this analysis. The numbers of events inside and outside these regions can be used to estimate the number of  $B_s^0$  signal and background events.

After all selections the dominant background is from  $e^+e^- \rightarrow q\bar{q}$  continuum events ( $q = u, d, s$ ; or  $c$ ). Topologically  $B_s^0$  events are expected to be spherical, whereas the continuum events are expected to be jet-like. To suppress continuum background we exploit topological cuts, that were optimized using MC to model the signal and data outside the  $B_s^0$  signal regions to estimate background. The ratio of the second to the zeroth Fox-Wolfram moments [24] is required to be less than 0.3 for the high background  $D_s^{(*)+} \pi^-$ ,  $D_s^{(*)-} \pi^+$  and  $K^+ K^-$  final states, less than 0.5 for the  $J = \pi$  final state (to increase the signal efficiency of such non-spherical  $B_s^0$  decays) and less than 0.4 for all the other final states. To suppress continuum further the angle  $\theta_{\text{thr}}$  in the CM between the thrust axes of the particles forming the  $B_s^0$  candidate and all other particles in the event is used. We require  $|\cos \theta_{\text{thr}}| < 0.9$  for the low background final states with a  $J = \pi$ ,  $|\cos \theta_{\text{thr}}| < 0.7$  for the  $D_s^{(*)+} \pi^-$  final states,  $|\cos \theta_{\text{thr}}| < 0.6$  for  $B_s^0$  events reconstructed using the  $D_s^+ \rightarrow K^0 K^+$  decay mode,  $|\cos \theta_{\text{thr}}| < 0.5$  for the very high background  $K^+ K^-$  final state and  $|\cos \theta_{\text{thr}}| < 0.8$  for all the other final states.

## STUDY OF $B_s^0 \rightarrow D_s^{(*)+} \pi^-$ , $B_s^0 \rightarrow D_s^{(*)-} \pi^+$ , $B_s^0 \rightarrow J = \pi$ AND $B_s^0 \rightarrow J = \eta$ DECAYS

The distribution in  $M_{\text{bc}}$  and  $E$  for the  $B_s^0 \rightarrow D_s^+ \pi^-$  candidates is shown in Fig. 1a. Nine events are observed within the ellipsoidal  $B_s^0$  signal region corresponding to the  $B_s B_s^*$

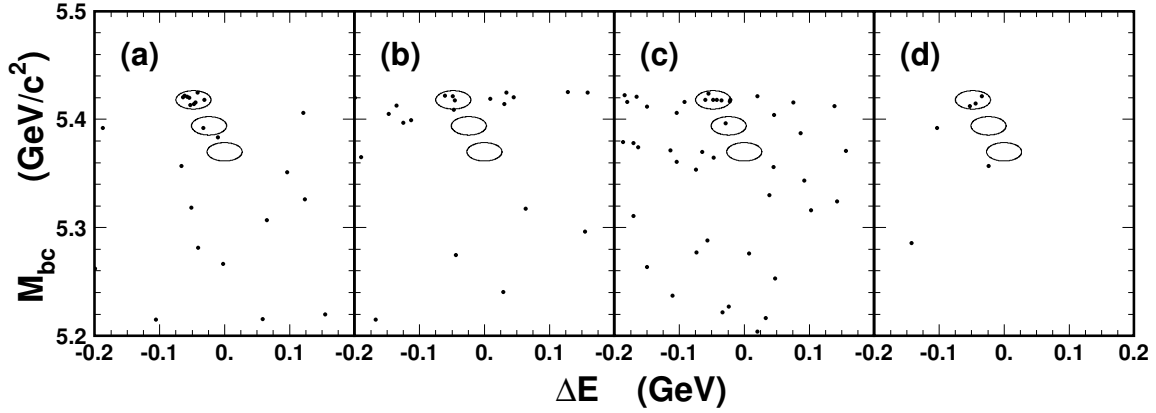


FIG. 1: The  $M_{bc}$  and  $\Delta E$  scatter plots for the  $B_s^0 \rightarrow D_s^+$  (a),  $B_s^0 \rightarrow D_s^{(*)+}$  (b),  $B_s^0 \rightarrow D_s^{(*)+}$  (c) and  $B_s^0 \rightarrow J=0$  and  $B_s^0 \rightarrow J=1$  (d) decay modes.

pair production channel. Only one event is observed in the  $B_s^0$  signal region for the  $B_s B_s^0 + B_s^0 B_s$  channels, and no events are observed for the  $B_s^0 B_s^0$  channel. Background outside the signal region is small and corresponds to 0.1 event in each of the three signal regions. The total number of  $bb$  events in the sample and the fraction of them containing  $B_s^0$  mesons have been determined to be  $N_{bb}^{55} = (5.61 \pm 0.03_{\text{stat}} \pm 0.29_{\text{syst}}) \times 10^5$  and  $f_s = (18.0 \pm 1.3 \pm 3.2)\%$  [2]. Using these values, we measure the branching fraction  $B(B_s^0 \rightarrow D_s^+) = (0.68 \pm 0.22 \pm 0.16)\%$ . The systematic error includes the full  $N_{bb}^{55}$  and  $f_s$  uncertainties and the uncertainty of 14% in the reconstruction efficiency. This branching fraction is consistent with the value  $(0.38 \pm 0.05 \pm 0.14)\%$ , derived from a CDF measurement of  $B(B_s^0 \rightarrow D_s^+) = B(B^0 \rightarrow D^+)$  [25] assuming the 2006 PDG values of the  $B^0 \rightarrow D^+$  and  $D_s^0 \rightarrow$  branching fractions [26].

$M_{bc}$  and  $\Delta E$  scatter plots are also obtained for the  $B_s^0 \rightarrow D_s^{(*)+}$  (Fig. 1b) and  $B_s^0 \rightarrow D_s^{(*)+}$  (Fig. 1c) decay modes. We observe four  $B_s^0 \rightarrow D_s^{(*)+}$  candidates and seven  $B_s^0 \rightarrow D_s^{(*)+}$  candidates in the  $B_s B_s$  channel, one  $B_s^0 \rightarrow D_s^{(*)+}$  candidate in the  $B_s B_s^0 + B_s^0 B_s$  channel, and no candidates in the  $B_s^0 B_s^0$  channel.

The scatter plot in  $M_{bc}$  and  $\Delta E$  for the  $B_s^0 \rightarrow J=0$  and  $B_s^0 \rightarrow J=1$  decays is shown in Fig. 1d. Two candidates are reconstructed in the  $B_s^0 \rightarrow J=0$  mode and one candidate is reconstructed in the  $B_s^0 \rightarrow J=1$  mode. One of the observed  $B_s^0 \rightarrow J=0$  candidates is reconstructed in the  $J=0 \rightarrow \pi^+ \pi^-$  mode and one in the  $J=0 \rightarrow \pi^+ \pi^- e^+ e^-$  mode. As a cross-check, the branching fraction  $B(B_s^0 \rightarrow J=0) = (0.9 \pm 0.6 \pm 0.2) \times 10^{-3}$  is obtained for these two candidates, which agrees with expectations within the large errors.

The six  $B_s^0$  modes shown in Fig. 1 are combined to increase the statistical significance of the  $B_s^0$  signal. Distributions in  $\Delta E$  are obtained separately for events from three  $M_{bc}$  intervals,  $5.408 < M_{bc} < 5.429 \text{ GeV}/c^2$  (Fig. 2a),  $5.384 < M_{bc} < 5.405 \text{ GeV}/c^2$  (Fig. 2b) and  $5.360 < M_{bc} < 5.380 \text{ GeV}/c^2$  (Fig. 2c), corresponding to  $B_s^0$  production proceeding through the  $B_s B_s$ ,  $B_s B_s^0 + B_s^0 B_s$  or  $B_s^0 B_s^0$  channels, respectively.

Each of these three distributions is fitted to the sum of a Gaussian to describe the signal and a linear function to describe background. In the  $B_s B_s$  channel (Fig. 2a), the width and the peak position are allowed to float, and their values  $\sigma_E = (10.1 \pm 1.9) \text{ MeV}$  and  $\langle \Delta E \rangle = (47.8 \pm 2.6) \text{ MeV}$ , respectively, are obtained from the fit. The width agrees with the value of 12 MeV, obtained from a MC simulation of the dominant  $B_s^0 \rightarrow D_s^+$  decay

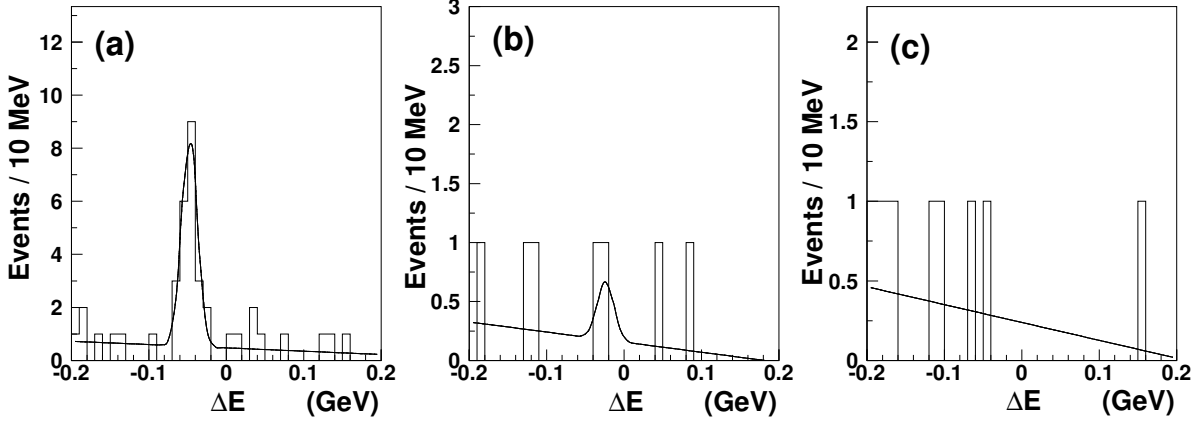


FIG. 2: The  $\Delta E$  distributions for  $B_s^0$  candidates with (a)  $5.408 < M_{bc} < 5.429 \text{ GeV}/c^2$ , (b)  $5.384 < M_{bc} < 5.405 \text{ GeV}/c^2$  and (c)  $5.360 < M_{bc} < 5.380 \text{ GeV}/c^2$ , corresponding to  $B_s^0$  production through the  $B_s B_s$ ,  $B_s B_s^0 + B_s^0 B_s$  and  $B_s^0 B_s^0$  channels, respectively. Curves represent the results of the fits described in the text.

channel. Due to low statistics in the other two distributions, the peak positions and widths are fixed. The widths are taken from MC simulations. The peak position is fixed to zero for the  $B_s^0 B_s^0$  channel and that for the  $B_s B_s^0 + B_s^0 B_s$  channel is fixed to  $-23.9 \text{ MeV}$ , which is half of the value obtained for the  $\langle E \rangle$  peak position in the  $B_s B_s$  channel. The fits yield  $20.0 \pm 4.8$  events and  $1.3 \pm 2.0$  events for the  $B_s B_s$  and  $B_s B_s^0 + B_s^0 B_s$  channels, respectively; no events are observed in the  $B_s^0 B_s^0$  channel. From these numbers and approximately equal  $B_s^0$  reconstruction efficiency in these three channels found in MC simulation, we obtain the ratio  $(e^+ e^- \rightarrow B_s B_s) / (e^+ e^- \rightarrow B_s^{(*)} B_s^{(*)}) = 0.94^{+0.06}_{-0.09}$  at the  $\sqrt{s}$  energy. Potential models predict the fraction of  $B_s B_s$  production to be around 70% [27, 29].

The  $B_s^0$  and  $B_s$  masses can be extracted from fits to the  $M_{bc}$  distributions of the observed signal events in the  $B_s B_s$  channel. In this channel the  $M_{bc}$  variable, calculated from the formula  $M_{bc} = \frac{(E_{\text{beam}}^{\text{CM}})^2 - (p_{B_s^0}^{\text{CM}})^2}{2}$ , is equal, to a good approximation, to the mass of  $B_s$  meson. This follows from the fact that the difference between the  $B_s^0$  and  $B_s$  momenta is statistically unbiased from zero and is smaller than the  $B_s^0$  momentum experimental resolution. Figure 3a shows the  $M_{bc}$  distribution of the candidates in the range  $80 < E < 20 \text{ MeV}$ , where signal events from  $B_s B_s$  production channel are expected. We fit this distribution with the sum of a Gaussian to describe the signal and the so-called ARGUS function [30] to describe background. The fit yields a mass value of  $M(B_s) = (5418 \pm 13) \text{ MeV}/c^2$ . The large systematic error is dominated by the uncertainty in the collider beam energy calibration resulting in a  $e^+ e^-$  CM energy uncertainty of  $5 \text{ MeV}$ . The observed width of the  $B_s$  signal is  $(3.6 \pm 0.6) \text{ MeV}/c^2$  and agrees with the value obtained from the MC simulation, which assumes zero natural width and is dominated by the KEKB energy spread.

Using the same  $B_s^0$  candidates from the  $80 < E < 20 \text{ MeV}$  range we can also obtain the  $B_s^0$  mass distribution (Fig. 3b), replacing the energy  $E_{\text{beam}}^{\text{CM}}$  by the term  $E_{\text{beam}}^{\text{CM}} - \langle E \rangle$  in the mass formula. The term  $E_{\text{beam}}^{\text{CM}} - \langle E \rangle$  is approximately equal to the energy of  $B_s^0$  meson, because the mean energy of the photon from the  $B_s \rightarrow B_s^0$  decay equals the  $\langle E \rangle$  value. The photon energy is a constant in the  $B_s$  rest frame, and the small smearing effect due to the Lorentz transformation from the  $B_s$  rest frame to the CM rest



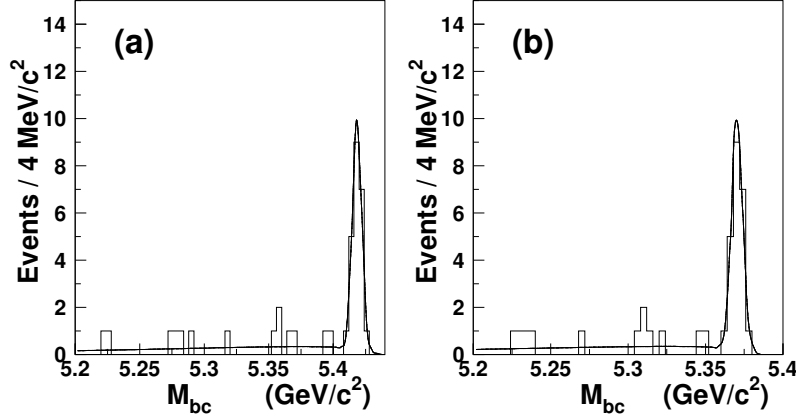


FIG. 3: The  $B_s$  (a) and  $B_s^0$  (b) mass distributions for events within the  $0.08 < E < 0.02 \text{ MeV}$  interval, where the  $B_s^0$  signal from the  $B_s B_s$  channel is expected. Curves represent the results of the fits described in the text.

frame does not bias the central value of the photon energy. The distribution shown in Fig. 3b is fitted to the sum of a Gaussian to describe the signal and the ARGUS function to describe background. The fit yields a mass value of  $M(B_s^0) = (5370 \pm 13) \text{ MeV}/c^2$  and a width of  $(B_s^0) = (3.6 \pm 0.6) \text{ MeV}/c^2$ . The second uncertainty in the  $B_s^0$  mass value is the systematic uncertainty due to the statistical uncertainty on the  $\langle E \rangle$  measurement, which will be improved once more statistics will be available. The uncertainty due to the collider beam energy calibration nearby cancels in the  $E_{\text{beam}}^{\text{CM}} < E >$  term. The obtained  $B_s^0$  mass agrees well with the PDG value,  $M(B_s^0) = (5369.6 \pm 2.4) \text{ MeV}/c^2$  [26], and the most recent CDF measurement,  $M(B_s^0) = (5366.01 \pm 0.73 \pm 0.33) \text{ MeV}/c^2$  [31].

## RARE DECAYS

Distributions in  $M_{bc}$  and  $E$  are also obtained for reconstructed  $B_s^0 \rightarrow \pi^+ \pi^-$  (Fig. 4a),  $B_s^0 \rightarrow \pi^+ \pi^- \pi^0$  (Fig. 4b),  $B_s^0 \rightarrow K^+ K^-$  (Fig. 4c) and  $B_s^0 \rightarrow D_s^{(*)+} D_s^{(*)-}$  (Fig. 4d) candidates. Only the  $B_s^0$  signal regions corresponding to the dominant  $B_s B_s$  channel are considered for the searches reported here. These regions are wider for the  $B_s^0 \rightarrow \pi^+ \pi^-$  and  $B_s^0 \rightarrow \pi^+ \pi^- \pi^0$  decays, where the energy losses due to photon radiation lead to a large tail at lower values of  $E$ . The shapes of the signal regions for these decays are optimized from the MC simulation.

No significant signals are observed in either of the plots shown in Fig. 4. However one  $B_s^0 \rightarrow \pi^+ \pi^-$  event, two  $B_s^0 \rightarrow K^+ K^-$  events and one  $B_s^0 \rightarrow D_s^{(*)+} D_s^{(*)-}$  event lie within the signal regions, whereas backgrounds outside the signal regions are not large. The numbers of events within the signal regions, the estimated background contributions, the efficiencies, and the upper limits for the corresponding  $B_s^0$  branching fractions are listed in Table 1. For comparison, the previously published upper limits are also shown. The numbers of events and the upper limits are obtained using only the  $B_s$  signal region corresponding to the  $B_s B_s$  channel. The upper limits are obtained using the Feldman-Cousins method [32], and a small correction due to systematic uncertainties is applied. The efficiencies are determined from the MC simulation. The number of initial  $B_s B_s$  pairs is obtained by multiplying the number of  $B_s^{(*)+} B_s^{(*)-}$  pairs measured in the inclusive analysis [2] by the production ratio of  $B_s B_s$  pairs to  $B_s^{(*)+} B_s^{(*)-}$  pairs obtained in this analysis.

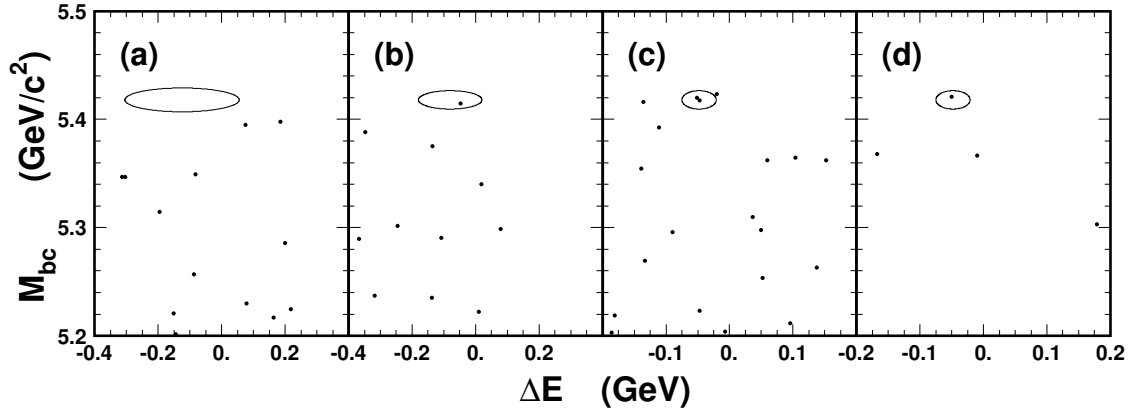


FIG. 4: The scatter plots in  $M_{bc}$  and  $\Delta E$  for the  $B_s^0 \rightarrow \pi^+ \pi^- \pi^0$  (a),  $B_s^0 \rightarrow \pi^+ \pi^- \pi^0 \pi^0$  (b),  $B_s^0 \rightarrow K^+ K^- \pi^0$  (c) and  $B_s^0 \rightarrow D_s^{(*)+} D_s^{(*)-}$  (d) decays. In the latter case, the signal event is reconstructed in the  $B_s^0 \rightarrow D_s^+ D_s^-$  decay mode, while the three background events are reconstructed in the  $B_s^0 \rightarrow D_s^+ D_s^-$  decay mode. The ellipses indicate the  $B_s^0$  signal regions for the  $B_s B_s$  channel.

TABLE I: The number of events in the signal region (Yield), the estimated background contribution (Bkg.), the efficiencies (Eff.) and the 90% C.L. upper limits derived in this analysis (This UL) and previously published (Prev. UL) for the  $B_s^0 \rightarrow \pi^+ \pi^- \pi^0$ ,  $B_s^0 \rightarrow \pi^+ \pi^- \pi^0 \pi^0$ ,  $B_s^0 \rightarrow K^+ K^- \pi^0$  and  $B_s^0 \rightarrow D_s^{(*)+} D_s^{(*)-}$  decay modes.

Decay mode	Yield (events)	Bkg. (events)	Eff. (%)	This UL ( $10^{-4}$ )	Prev. UL ( $10^{-4}$ )
$B_s^0 \rightarrow \pi^+ \pi^- \pi^0$	0	0.5	20.0	0.53	1.48 [8]
$B_s^0 \rightarrow \pi^+ \pi^- \pi^0 \pi^0$	1	0.15	5.9	3.9	1.2 [9]
$B_s^0 \rightarrow K^+ K^- \pi^0$	2	0.14	9.5	3.2	0.59 [33]
$B_s^0 \rightarrow D_s^+ D_s^-$	0	0.02	0.020	670.	—
$B_s^0 \rightarrow D_s^{*+} D_s^{*-}$	1	0.01	0.0099	1210.	—
$B_s^0 \rightarrow D_s^{*+} D_s^{*-}$	0	< 0.01	0.0052	2570.	—

The obtained upper limit for the  $B_s^0 \rightarrow \pi^+ \pi^- \pi^0$  decay is about three times smaller, than the current best value [8]. However, it is still two orders of magnitude above SM predictions. The upper limit obtained for  $B_s^0 \rightarrow \pi^+ \pi^- \pi^0 \pi^0$  is about a factor ten larger than the theoretically expected branching fraction. The upper limit obtained for the  $B_s^0 \rightarrow K^+ K^- \pi^0$  decay is an order of magnitude larger than the value measured by CDF [19]. For SM branching fractions statistically significant signals of 10 events can be obtained for the  $B_s^0 \rightarrow \pi^+ \pi^- \pi^0$  and  $B_s^0 \rightarrow K^+ K^- \pi^0$  modes in the  $30 \text{ fb}^{-1}$  dataset at the (5S).

The upper limits obtained for  $B_s^0 \rightarrow D_s^{(*)+} D_s^{(*)-}$  decays are of special interest because the  $D_s^{(*)+} D_s^{(*)-}$  states are expected to be dominantly CP eigenstates. Assuming that the branching fractions for the  $D_s^+ D_s^-$ ,  $D_s^{*+} D_s^-$ ,  $D_s^+ D_s^{*-}$  and  $D_s^{*+} D_s^{*-}$  final states are each in the range (1{3)%, we expect about 5{10 events in each of these four channels with statistics of  $30 \text{ fb}^{-1}$ . Within the SM framework such measurements can provide an important constraint on the value of  $\text{Br}(B_s^0 \rightarrow B_s^0) = \text{Br}(B_s^0 \rightarrow B_s^0)$ .

## CONCLUSIONS

Several exclusive  $B_s^0$  decays are reconstructed in data taken at the  $\Upsilon(5S)$  resonance with the Belle detector at the KEKB asymmetric energy  $e^+e^-$  collider. The  $1.86 \text{ fb}^{-1}$  data sample used in this analysis is currently the largest at the  $\Upsilon(5S)$ .

$B_s^0$  signals are found in six  $B_s^0 \rightarrow D_s^{(*)+} \pi^-$ ,  $B_s^0 \rightarrow D_s^{(*)+} \rho^-$ ,  $B_s^0 \rightarrow J/\psi \pi^-$  and  $B_s^0 \rightarrow J/\psi \rho^-$  decay modes. Combining these channels, we observe a significant  $B_s^0$  signal and obtain the masses  $M(B_s^0) = (5370 \pm 1 \pm 3) \text{ MeV}/c^2$  and  $M(B_s) = (5418 \pm 1 \pm 3) \text{ MeV}/c^2$ .  $B_s^0$  production through the  $B_s B_s$  channel is found to dominate over other  $B_s^{(*)} B_s^{(*)}$  channels. The ratio  $\sigma(e^+e^- \rightarrow B_s B_s) / \sigma(e^+e^- \rightarrow B_s^{(*)} B_s^{(*)}) = 0.94^{+0.06}_{-0.09}$  is measured. These results are in agreement with CLEO measurements [7].

We also searched for  $B_s^0 \rightarrow \pi^+ \pi^-$ ,  $B_s^0 \rightarrow \pi^+ \rho^-$ ,  $B_s^0 \rightarrow K^+ K^-$  and  $B_s^0 \rightarrow D_s^{(*)+} D_s^{(*)-}$  decay modes and set upper limits on their branching fractions. The upper limit on  $B_s^0 \rightarrow \pi^+ \pi^-$  is three times more restrictive than the best existing limit. The background levels in these decays are low, indicating that the sensitivity of future studies of these decays with larger statistics will not be limited by backgrounds. We expect that significant signals for  $B_s^0 \rightarrow K^+ K^-$ ,  $B_s^0 \rightarrow \pi^+ \rho^-$  and  $B_s^0 \rightarrow D_s^{(*)+} D_s^{(*)-}$  decays can be observed in  $30 \text{ fb}^{-1}$  of data. With such statistics the upper limit for the  $B_s^0 \rightarrow \pi^+ \pi^-$  decay will provide an important constraint on some BSM models.

We thank the KEKB group for the excellent operation of the accelerator, the KEK cryogenics group for the efficient operation of the solenoid, and the KEK computer group and the National Institute of Informatics for valuable computing and Super-SINET network support. We acknowledge support from the Ministry of Education, Culture, Sports, Science, and Technology of Japan and the Japan Society for the Promotion of Science; the Australian Research Council and the Australian Department of Education, Science and Training; the National Science Foundation of China and the Knowledge Innovation Program of the Chinese Academy of Sciences under contract No. 10575109 and IHEP-U-503; the Department of Science and Technology of India; the BK21 program of the Ministry of Education of Korea, the CHEP SRC program and Basic Research program (grant No. R01-2005-000-10089-0) of the Korea Science and Engineering Foundation, and the Pure Basic Research Group program of the Korea Research Foundation; the Polish State Committee for Scientific Research; the Ministry of Science and Technology of the Russian Federation; the Slovenian Research Agency; the Swiss National Science Foundation; the National Science Council and the Ministry of Education of Taiwan; and the U.S. Department of Energy.

- 
- [1] M. Artuso et al. (CLEO Collaboration), Phys. Rev. Lett. 95, 261801 (2005).
  - [2] K. Abe, et al. (Belle Collaboration), BELLE-CONF-0614, hep-ex/0608015.
  - [3] V. Papadimitriou, hep-ex/0511043.
  - [4] G. Gomez-Ceballos, hep-ex/0511009.
  - [5] A. Abashian et al. (Belle Collaboration), Nucl. Instr. and Meth. A 479, 117 (2002).
  - [6] S. Kurokawa and E. Kikutani, Nucl. Instr. and Meth. A 499, 1 (2003).
  - [7] G. Bonvicini et al. (CLEO Collaboration), Phys. Rev. Lett. 96, 022002 (2006).
  - [8] M. Acciarri et al. (L3 Collaboration), Phys. Lett. B 363, 137 (1995).
  - [9] D. Acosta et al. (CDF Collaboration), Phys. Rev. D 66, 112002 (2002).
  - [10] L. Reina, G. Ricciardi and A. Soni, Phys. Rev. D 56, 5805 (1997).

- [1] S.W .Bosch and G .Buchalla, JHEP 0208, 054 (2002).
- [2] A .Gem intem, S.Bar-Shalom and G .Eilam , Phys.Rev.D 70, 035008 (2004).
- [3] W .J.Huo, C .D .Lu and Z .J.Xiao, hep-ph/0302177.
- [4] R .Fleischer, Phys.Lett.B 459, 306 (1999).
- [5] A .Khodjamirian, T .Mannel and M .Melcher, Phys.Rev.D 68, 114007 (2003).
- [6] D .London and J.Matias, Phys.Rev.D 68, 114007 (2003).
- [7] A .J.Buras, R .Fleischer, S.Recksiegel and F .Schwab, Nucl.Phys.B 697, 133 (2004).
- [8] S.Baek, D .London, J.Matias and J.Virto, JHEP 0602, 027 (2006).
- [9] A .Abulencia et al. (CDF Collaboration), hep-ex/0607021.
- [20] Yu.Grossman, Phys.Lett.B 380, 99 (1996).
- [21] I.Dunietz, R .Fleischer and U .Nierste, Phys.Rev.D 63, 114015 (2001).
- [22] K .Hanagaki et al., Nucl. Instr. and Meth.A 485, 490 (2002).
- [23] A .Abashian et al., Nucl. Instr. and Meth.A 491, 69 (2002).
- [24] G .C.Fox and S.Wolfraam , Phys.Rev.Lett. 41, 1581 (1978).
- [25] A .Abulencia et al. (CDF Collaboration), Phys.Rev.Lett. 96, 191801 (2006).
- [26] W .M .Yao et al. (Particle Data Group), J.Phys.G 33, 1 (2006).
- [27] N .Byers and D .S.Hwang, UCLA -87-TEP-44, 1987.
- [28] D .M .J.Lovelock et al. (CUSB Collaboration), Phys.Rev.Lett. 54, 377 (1985).
- [29] J.Lee-Franzini et al. (CUSB Collaboration), Phys.Rev.Lett. 65, 2947 (1990).
- [30] H .Albrecht et al. (ARGUS Collaboration), Phys.Lett.B 229, 304 (1989).
- [31] D .Acosta et al. (CDF Collaboration), Phys.Rev.Lett. 96, 202001 (2006).
- [32] G .J.Feldman and R .D .Cousins, Phys.Rev.D 57, 3873 (1998).
- [33] D .Buskulic et al. (ALEPH Collaboration), Phys.Lett.B 384, 471 (1996).