

LNF-97/031 (P)
2 September 1997

Hidden and Open Beauty in CUSB

Juliet Lee-Franzini

Laboratori di Frascati dell'INFN

*CP-13, Via Enrico Fermi 40, I-00044, Frascati Roma and
Physics Department, SUNY at Stony Brook, N.Y. 11794, U.S.A.*

Abstract. We present a brief history and a summary of the physics results of CUSB at CESR.

HISTORY

Since the discovery of the Υ system at FNAL, as told at the beginning of this volume, the CUSB (Columbia University-Stony Brook) collaboration at CESR (Cornell Electron Storage Ring) has played a pivotal role in the study of the upsilon system, potential models, QCD, and weak interactions of the b quark (1-9). In retrospect, things happened very fast. CUSB's formal proposal was submitted to Cornell on December 2nd, 1977 and was approved by February 15th, 1978!

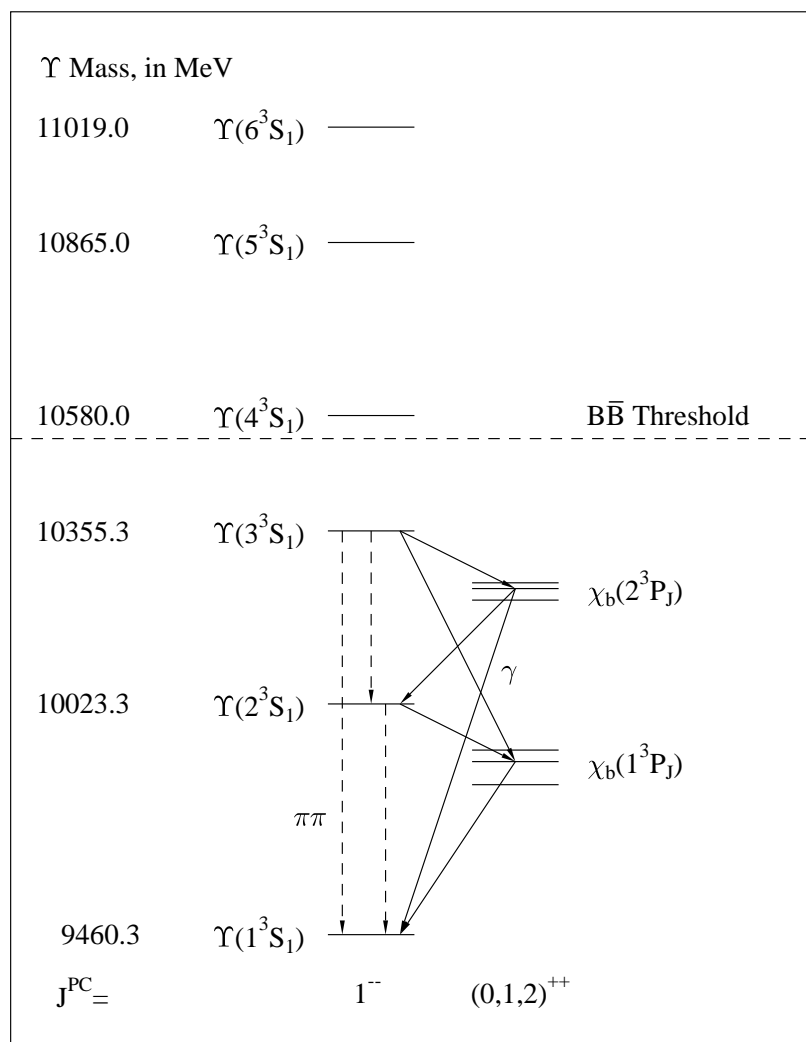


Figure 1. Υ 's Level Diagram, CUSB observed and studied all level and transitions between levels indicated above. Open beauty was discovered in the decay $\Upsilon(4S) \rightarrow$ high energy electrons. The B^* 's were found in the continuum above the $\Upsilon(4S)$.

On August 16th, 1979 we paid our first visit to the North Area (NA) underground *cul de sac* which became the home for our electronics. In May 1979 we installed the first NaI quadrant at the NA interaction region. In September of 1979 a caravan of two trailers containing electronics, escorted by a truck and passenger

cars driven by and containing a dozen physicists, arrived to the Northern edge of the Cornell Alumni Athletic Fields. The trailers functioned as the CUSB data acquisition center, until May 1991 when they were honorably retired, their outer skins showing various indentations resulting from seasonal sport projectiles. On October 18th, 1979, with half of the NAI detector, 8.3 radiation length (X_0) deep, centered upon the NA interaction area, we observed the first Bhabha ever seen at CESR.



Figure 2. In this form, *i.e.* just one half of the NaI crystal array, CUSB observed the three Υ 's below threshold and on December 1979 had evidence for the $\Upsilon(4S)$, the first level above threshold.

From then until January 1984, in between collecting 950,000 events, we completed CUSB-I. The CUSB-I detector comprises of 320 rectangular NaI crystals in a square geometry, surrounded by an array of Lead glass cubes ($15 \times 15 \times 17.5$ cm³, $7.7 X_0$) for shower leakage containment. These, in turn are surrounded by scintillator muon counters (10). In this period we did a whole series of exploratory experiments, and one of us (J. L-F) also had a wonderful time re-learning quantum mechanics from “guru” K. Gottfried. We resolved the first three Υ resonances to the chime of the CUSB “R” meter (a scalar counting of a restrictive trigger) (11). We saw the first $\Upsilon(4S)$ signal in December 1979 (12). We observed the $\pi\pi$ transitions between the Υ bound states (13). We discovered the χ_b states from inclusive and exclusive E1 transitions (14). We even foretold the existence of χ_b transitions from studying event shapes(15), studied K^0 production at all the resonances (16), and made the first determination of α_s from study of γgg on the Υ resonances (17). From seeing high energy electrons emerging from 4S events we inferred the B-mass, plotted out the B meson semileptonic decay spectra (18), and had long discussions with phenomenologists (19).

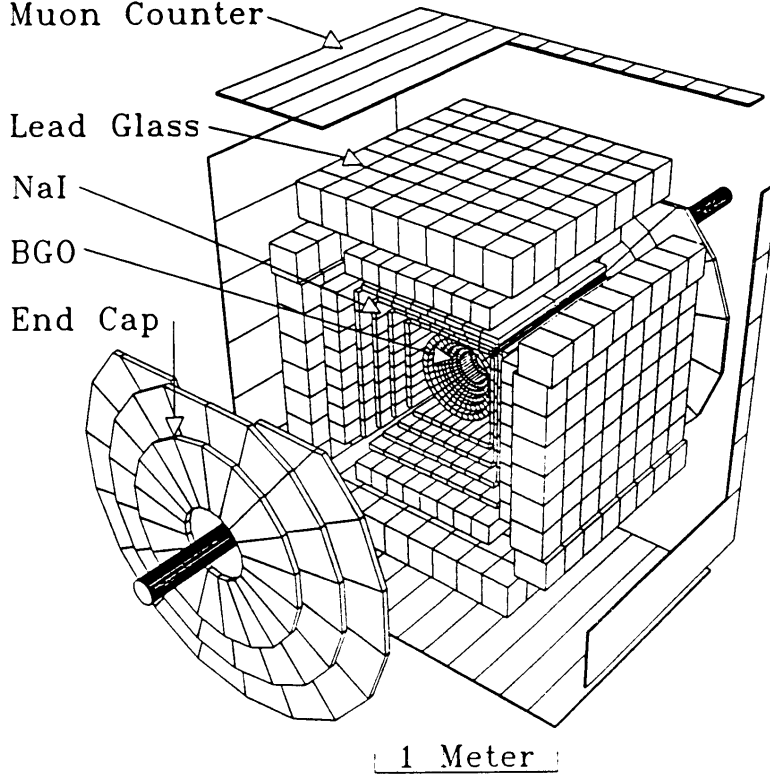


Figure 3. The complete CUSB detector. This configuration was only reached in 1989. The BGO calorimeter and the endcap trigger counters were not present at the beginning. Because of the high cost of NaI, lead glass was used as a catcher for the electromagnetic showers. The lead glass was used later for muon identification.

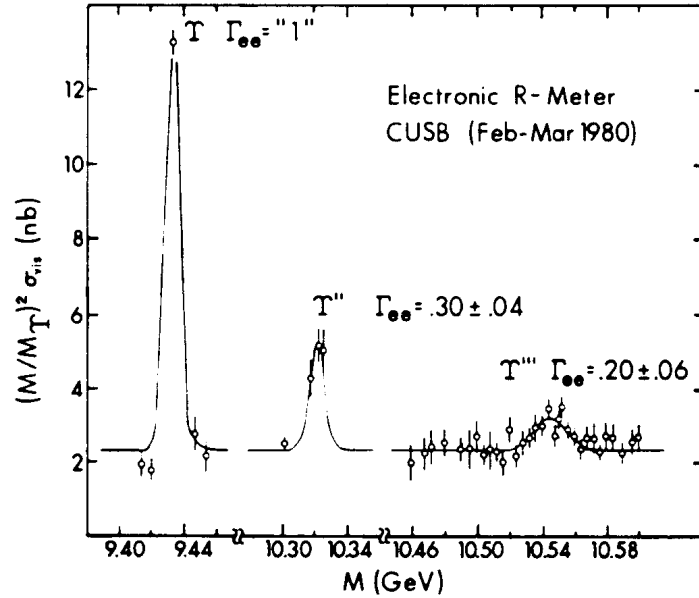


Figure 4. The $\Upsilon(4S)$ was observed by CUSB by counting on scalars small angle Bhabha and hadronic Υ +continuum events. Thus the fourth upsilon was discovered without analysis of the collected events. The latter confirmed the former and gave information on event shape and on the production of B mesons.

We searched for the B^* repeatedly on the $\Upsilon(4S)$, in vain, finally observing it as a broadish bump in the continuum above (due to the Doppler shift of the parent B 's) (20). This last signal inspired us to improve our photon resolution by using BGO crystals in addition to NaI ones. We saw a rise in ΔR of $\simeq 1/3$ due to the production of $b\bar{b}$ -quarks (21), and did a complete coupled channel analysis to obtain the parameters of the higher Υ resonances (22). In July 20, 1984 we inserted a BGO quadrant inside the CUSB-I NaI array. With this set up, together with the Cornell Polarization group, we made a precision Υ mass measurement (23). We also continued to establish limits for non existent particles such as axions, short lived particles, light gluinos, ζ (8.3), light Higgs, and light squarks (24).

In Dec. 1985 we installed the complete BGO array inside the CUSB-I detector which is the heart of CUSB-II. The array is a cylinder composed of 360 trapezoid cross sectioned BGO crystals, the 5 layers's thickness was twelve radiation length.

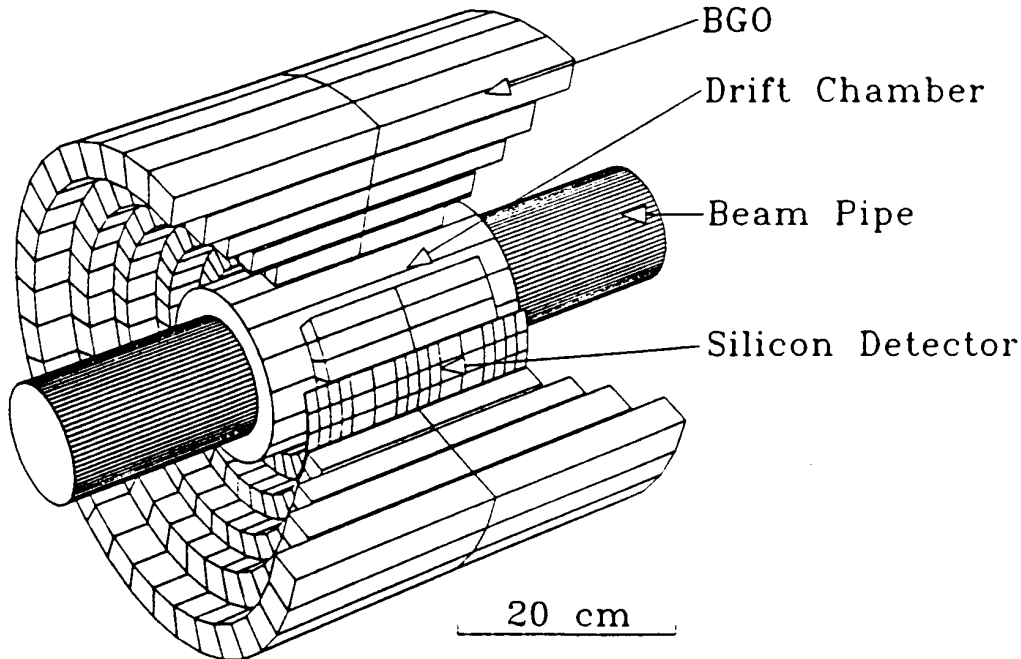


Figure 5. The “BGO cylinder” improved the CUSB energy resolution for low energy photons by a factor of two. In its final configuration, silicon pads were between BGO crystals to obtain better angular resolution for photons. A small drift chamber inside the BGO array detected charged particles.

We proved by study of ≈ 5 GeV electrons from Bhabha scatterings that the new CUSB-II detector had achieved an improvement of two in resolution (25). The CUSB-II physics results obtained in this configuration include accurate measurements of the branching ratios $B_{\mu\mu}(3S)$ and $B_{\mu\mu}(1S)$ (26), semileptonic branching ratios from B_u -mesons and B_s -mesons semileptonic decays at the $\Upsilon(4S)$ and $\Upsilon(5S)$ (27), stringent limits on direct photon production from the $\Upsilon(4S)$ (28), precise determinations of hyperfine splittings in the B -meson system, and evidence for B_s -meson production on the $\Upsilon(5S)$ resonance (29). From April 23, 1988 to Oc-

tober, 1989, during CESR's shutdown for completing CLEO-II, we constructed and installed the remaining portions of CUSB-II, including new BGO read-out electronics, a shower centroid detector, and a forward-backward lepton end-cap trigger. Data obtained from the last CUSB run, Oct. 20, 1989 to Oct. 8, 1990, resulted in precision measurements of the relative contributions of the spin-orbit and tensor interactions to the fine structure of the 2P state and we determined that the long-range confining potential transforms as a Lorentz scalar (30). We made precise studies of the sequential decays of the $\Upsilon(3S)$, measured the hadronic widths of the χ'_b states and observed the rare decay transition from the $\Upsilon(3S)$ to the χ_b (31). We measured the $\pi\pi$ mass spectra of the dipions from $\Upsilon(3S)$ hadronic transitions to (2S) and (1S) and determined the beam energy window where single B^*B production is dominant (32).

The total running period for CUSB-I, CUSB I.5, and CUSB-II span from October 1979 to October 8, 1990. The CUSB collaboration had always been a small one, with at most two dozen members at any one time during the CUSB-I stage (33) and no more than one dozen at any one time, including students, technicians and senior physicists for CUSB-II (34). The following table gives a summary of the run history and physics highlights of each run period.

Table I. The data taking history of CUSB is presented in terms of the actual runs. For each the integrated luminosity and the number of collected events is listed. Some major physics topic studied are also listed.

Run 394-5513 Oct. 18, 1979 – Jan 25, 1984 CUSB			
	\mathcal{L} (pb ⁻¹)	Events	Physics
1S	7.1	111,405	Resonances first seen in “R-meter” 1979.
2S	29.6	224,163	($\pi\pi$, E1) transitions to 1S, discovery of χ_b .
3S	17.7	89,096	3S '79, ($\pi\pi$, E1) to (2S)1S, discovery of χ'_b .
4S	63.1	190,280	1st seen in Dec. 1979, B semileptonic decay, no B^* .
cont	32.7	72,865	$\Delta R \simeq 1/3$.
>4S	113.8	260,443	Coupled channel $\Upsilon(5S, 6S, 7S)$, observe B^{*} 's.
	263.7	948,252	K^0 production measured, no axion seen.
Run 5515-7284 Jul. 20, 1984 – Aug. 2, 1985 CUSB-1.5			
	\mathcal{L} (pb ⁻¹)	Events	Physics
1S	28.9	529,537	Precision (1S) mass (10ppm), γgg
4S	60.3	243,916	Semileptonic $B \rightarrow \mu, e, \nu$ spectra, no $b \rightarrow u$.
cont.	23.9	70,283	No B^{*} 's here (below 4S), nor on 4S.
	113.3	844,599	No $\zeta(8.3)$.
Run 10391-12210 Dec. 16, 1985 – Apr. 23, 1988 CUSB-II			
	\mathcal{L} (pb ⁻¹)	Events	Physics
1S	24.4	458,492	$B_{\mu\mu}(1S)$.
3S	144.3	1,001,329	$B_{\mu\mu}(3S)$, no η_b seen, no h_b seen.
4S	273.7	1,163,213	Precise (4S) semileptonic decay studies.
cont	122.3	395,013	No B^{*} 's below 4S.
> 4S	140.2	467,729	HFS, B^* , B_s , B_s^* masses, $B \rightarrow e, \nu$ at 5S.
	704.9	3,090,763	Limits: Higgs, squark, gluino, short τ particles.

Table I. Continued.

Run	20001-22542	Oct. 20 1989 – Oct. 8, 1990	CUSB-II+
	\mathcal{L} (pb ⁻¹)	Events	Physics
1S	18.5	332,413	$\alpha_s(1S)$, hadronic width.
3S	143.6	969,8903	$\alpha_s(3S)$, hadronic width, precision FS, $\pi\pi$ spectra.
4S	36.9	150,750	No direct photons from 4S, no $\pi\pi$ to (2S), (1S).
cont	32.4	99,608	
BB^*	63.1	204,356	Precision B^* mass.
	294.5	1,757,617	$\Lambda_{\overline{MS}}$.
Run	394-22542	Oct. 18 1979 – Oct. 8, 1990	CUSB to CUSB-II+
	\mathcal{L} (pb ⁻¹)	Events	Physics
All	1376.4	6,641,231	Scalar nature of confining potential.

SELECTED PHYSICS RESULTS

$\Lambda_{\overline{MS}}$ from Υ 's $\rightarrow \mu\mu$

From our measurements of the branching ratio for $\Upsilon \rightarrow \mu^+ \mu^-$, $B_{\mu\mu}$, and the other measured parameters of the Υ 's we obtain the branching ratio for $\Upsilon \rightarrow gg$ and thus we determine $\alpha_s(m_b)$ and $\Lambda_{\overline{MS}}$.

Table II. Measurements of $B_{\mu\mu}$ and the derived $\alpha_s(m_b)$ values.

Resonance	$B_{\mu\mu}$ (%)	Γ (keV)	$\alpha_s(m_b)$	$\Lambda_{\overline{MS}}$
$\Upsilon(1S)$	2.61 ± 0.09	51.1 ± 3.2	0.174 ± 0.004	150 ± 13
$\Upsilon(2S)$	1.38 ± 0.25	42.3 ± 9.2	0.176 ± 0.016	167 ± 58
$\Upsilon(3S)$	1.73 ± 0.15	27.7 ± 3.7	0.173 ± 0.008	154 ± 29
Average	—	—	$0.1736 \pm 0.0033 \pm 0.017$	$157 \pm 12 \pm 60$

For the average values of $\alpha_s(m_b)$ and $\Lambda_{\overline{MS}}$ we have included a reasonable guess of the theoretical uncertainty in fixing the energy scale in the systematical error. The α_s and $\Lambda_{\overline{MS}}$ obtained by us are in excellent agreement with those obtained using a number of other processes, proving that the Υ (S) system provides an independent probe of QCD.

Hyperfine Splitting of B and B_s Mesons

We have studied the inclusive photon spectrum from 2.9×10^4 $\Upsilon(5S)$ decays. We observe a strong signal due to $B^* \rightarrow B\gamma$ decays, both from inclusive hadronic events a) and from electron tagged events b). From a detailed analysis we obtain: i) the average B^*-B mass difference, (46.7 ± 0.4) MeV, ii) the photon yield per $\Upsilon(5S)$ decay, $\langle \gamma / \Upsilon(5S) \rangle = 1.09 \pm 0.06$ and iii) the average velocity of the B^* 's, $\langle \beta \rangle = 0.156 \pm 0.010$, for a mix of non strange (B) and strange (B_s) B^* -mesons from $\Upsilon(5S)$ decays. From the shape of the photon line, we find that significant production of B_s is required implying nearly equal values for the hyperfine splitting of the B and B_s meson systems.

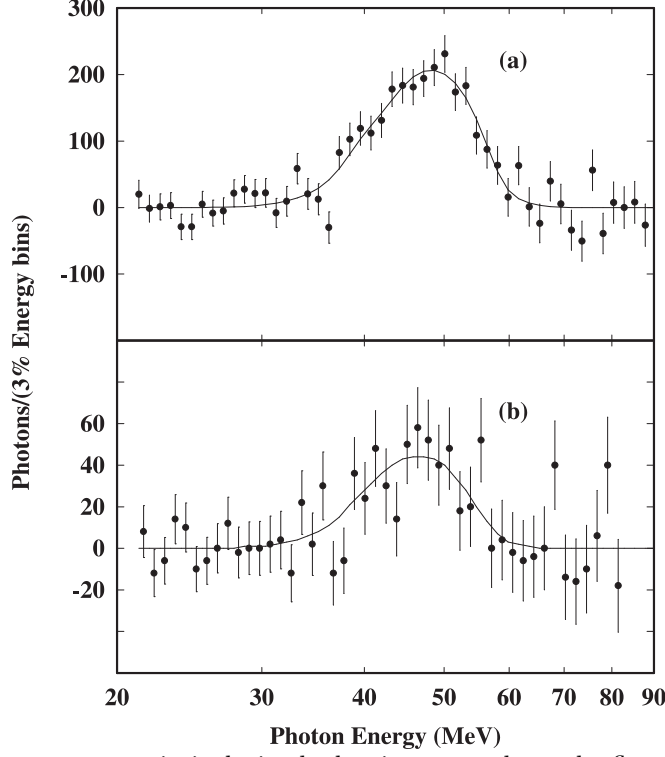


Figure 6. Photon spectrum in inclusive hadronic events above the flavor threshold. (a) The line at ~ 48 MeV is due to the decay $B^* \rightarrow B + \gamma$, proving the existence of the B^* meson and measuring its mass. (b) The line is present also selecting events with a high energy electron, confirming the presence of a B meson decaying semileptonically.

B Semileptonic Decays at the $\Upsilon(4S)$ and the $\Upsilon(5S)$

B meson semileptonic decay spectra have been obtained at the $\Upsilon(4S)$ and at the $\Upsilon(5S)$. The branching ratio for $B \rightarrow e\nu X$ at the $\Upsilon(4S)$ is found to be $(10.0 \pm 0.5)\%$. The electron spectrum of $B \rightarrow e\nu X$ at the $\Upsilon(5S)$ is observed for the first time and the average branching ratio for $B, B_s \rightarrow e\nu X$ is consistent with that for B 's from $\Upsilon(4S)$ decays. The shape of the electron spectrum at the $\Upsilon(5S)$ indicates production of B mesons which are heavier than non-strange B 's, presumably B_s 's.

$b\bar{b}$ Spectroscopy from the $\Upsilon(3S)$ State

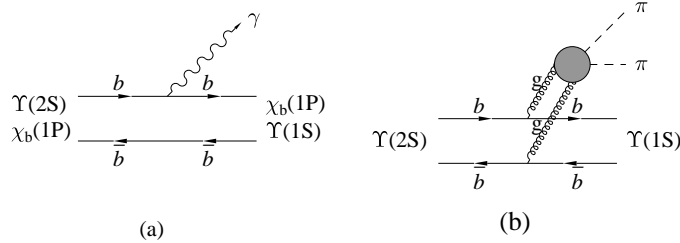


Figure 7. Amplitudes for: (a) electric dipole transitions (E1) $^3S(^3P) \rightarrow ^3P(^3S) + \gamma$ and (b) double *color-electric* dipole transitions $n^3S \rightarrow (n-1)^3S + gg(2\pi)$.

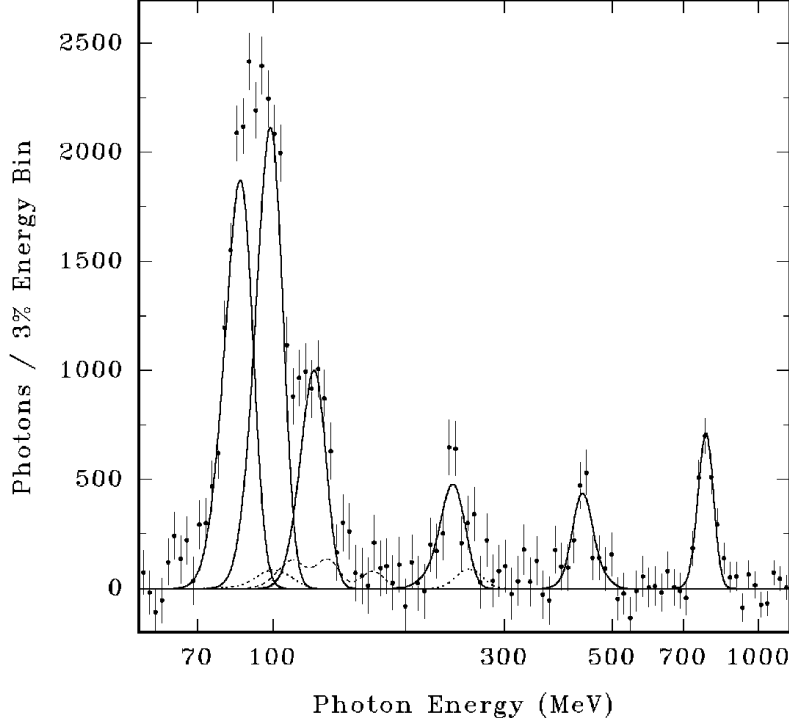


Figure 8. The inclusive photon spectrum at the $\Upsilon(3S)$, after background subtraction. Both lines from direct $\Upsilon(3S)$ decays as well as from decays of daughter $b\bar{b}$ states, see figure 1, are observed.

We have made a detailed study of hadronic and electric dipole (E1) transitions between the Υ and χ_b states, both in exclusive and inclusive channels. We have determined their branching ratios: $\text{BR}(\Upsilon'' \rightarrow \chi_b(2P_{2,1,0})\gamma) = (11.1 \pm 0.5 \pm 0.4)\%$, $(11.5 \pm 0.5 \pm 0.5)\%$, $(6.0 \pm 0.4 \pm 0.6)\%$. We have measured the center of gravity of the $\chi_b(2P)$ states to be $(10259.5 \pm 0.4 \pm 1.0)$ MeV. We have made precision measurements of the electric dipole transition rates from Υ'' to χ'_b , they are in excellent agreement with theory.

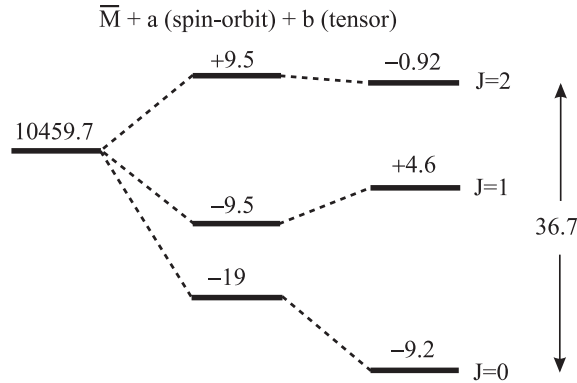


Figure 9. Fine structure of the χ''_b state, resolved in their spin-orbit and tensor contributions as determined by CUSB. Energies are in MeV.

The fine structure splittings obtained using all data is $M(\chi_2) - M(\chi_1) = (13.5 \pm 0.4 \pm 0.5)$ MeV and $M(\chi_1) - M(\chi_0) = (23.2 \pm 0.7 \pm 0.7)$ MeV, leading to a ratio

$R = 0.584 \pm 0.024 \pm 0.02$. The fine structure measures the relative contributions of the spin-orbit interaction $a = (9.5 \pm 0.2 \pm 0.1)$ MeV and tensor interaction $b = (2.3 \pm 0.1 \pm 0.1)$ MeV, that is, the spin-orbit interaction dominates over the tensor interaction. We also find that the long-range confining potential is due to the exchange of an effective Lorentz scalar. From the measured branching ratios we infer the hadronic widths of the $\chi_b(2P)$ states and find them to be consistent with QCD predictions. We use them to derive values of α_s . We have also observed the suppressed transition $\Upsilon(3S) \rightarrow \chi_b(1P)\gamma$. The measured branching ratio suggests that relativistic effects are important.

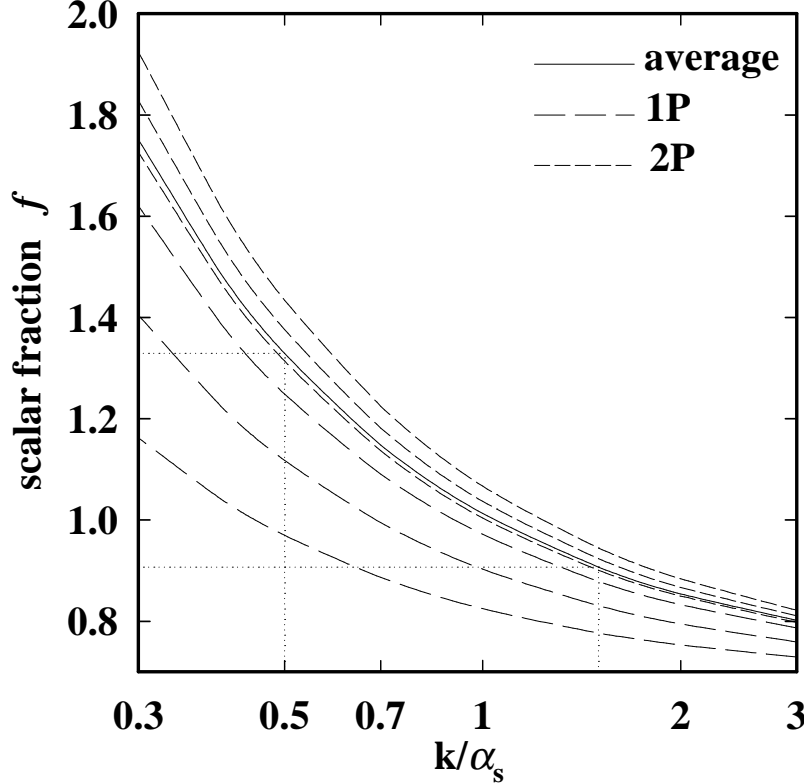


Figure 10. Scalar contribution to the long range confining potential for χ_b , χ'_b and their average as function of α_s obtained using the fine structure measurement from CUSB.

Study of $\pi^+\pi^-$ Transitions from the $\Upsilon(3S)$ State

We have investigated the decay $\Upsilon(3S) \rightarrow \Upsilon(1S, 2S)\pi^+\pi^-$, where the final state $\Upsilon(1S, 2S)$ decays to a pair of leptons. We found ~ 390 events of the type $\Upsilon(3S) \rightarrow \Upsilon(1S)\pi^+\pi^-$ and ~ 140 events of the type $\Upsilon(3S) \rightarrow \Upsilon(2S)\pi^+\pi^-$. The corresponding branching ratios are $(3.27 \pm 0.30)\%$ and $(3.59 \pm 0.49)\%$ respectively. We have also studied the $\pi\pi$ invariant mass spectrum. There have been contradictions on the mass spectrum between previous experimental data and theoretical predictions. We have verified the unusual double-peak behavior on the dipion mass spectrum from $\Upsilon(3S) \rightarrow \Upsilon(2S)\pi^+\pi^-$, it is quite different from the spectra for $\pi\pi$ decays from other Υ and ψ states as well as theories which predict a single peak in the high mass region of the distribution. We have compared our spectrum with several

current theoretical modifications to various models and found that none of them could successfully explain the observed shape of the double-hump spectrum (35).

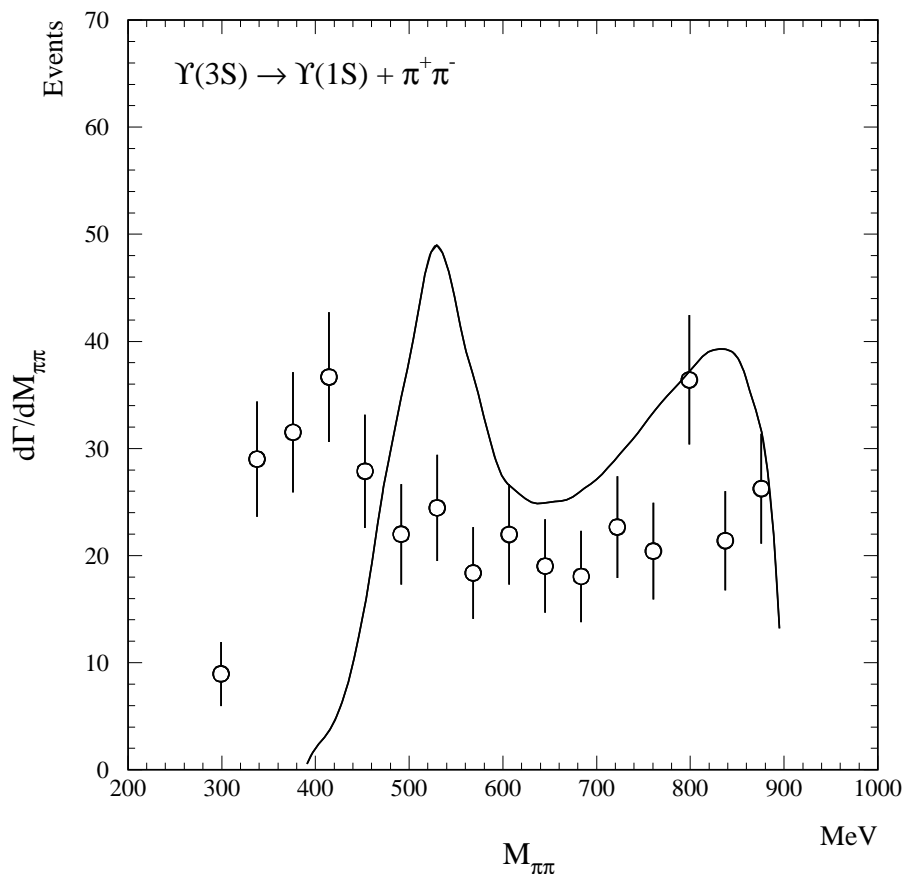


Figure 11. Dipion mass spectrum observed in $\Upsilon(3S) \rightarrow \Upsilon(2S) + \pi^+ \pi^- (\pi^0 \pi^0)$. The curve is from the model ref. 35.

REGRETS

While we recall our venture of CUSB at CESR with great affection and sense of accomplishments, there are regrets that we could not have stayed, ran on the $\Upsilon(3S)$ longer, on the $\Upsilon(2S)$ especially and found a few more known-to-exist states, such as the η_b and h_b (6, 7). We could have solved a few more puzzles such as the hadronic widths of the χ_b states (8) and whether there is a pseudoscalar field in the $Q\bar{Q}$ potential (7). There are, however, other problems which no amount of additional CUSB running would have helped. For example, there are no light Higgs, Sparticles, and after we ruled out that there are neither direct photons nor excessive direct pions from the $\Upsilon(4S)$, there are still no explanations why the the B -semileptonic decay branching ratios do not agree with theoretical expectations (28, 9).

ACKNOWLEDGEMENTS

The author wishes to thank Dan Kaplan and the other organizers for both an extremely enjoyable and a very scholarly reunion of the beauty physics community. She thanks Dean Schamberger and especially Paolo Franzini for retrieving archaic CUSB figures so they can have a new life here and (PF) for editing the manuscript.

REFERENCES

1. Lee-Franzini, J. “Quark Spectroscopy with a new flavor”, Survey in High Energy Physics **2**, 3 (1981).
2. Franzini, P. and Lee-Franzini, J., “Upsilon Physics at CESR”, Physics Report **81C**, 3 (1982).
3. Franzini, P. and Lee-Franzini, J., “Upsilon Resonances”, Ann. Rev. Nuc. Part. Sci., **33**, 1 (1983).
4. Lee-Franzini, J., Ono, S., Tornqvist, N. A. and Sanda, A.I., “Where Are the $B\bar{B}$ Mixing Effects Observable in the Υ ’s Region?”, Phys. Rev. Lett. **55** 2938 (1985).
5. Franzini, P. and Lee-Franzini, J., “10 Years of Υ Spectroscopy”, *Present and Future of Collider Physics*, ed. C. Bacci *et al.*, Italian Phys. Soc. Conf. Proc., Editrice Compositori, Bologna, 255 (1991).
6. Franzini, Paula J., “Fine Structure of the P States in Quarkonium Fine Structure and the nature of the Spin-dependent Potential”, Phys. Lett. **B296** 199 (1992).
7. Franzini, Paula J., “A Pseudoscalar Field in the $q\bar{q}$ Interaction in Heavy Quarkonium?”, Phys. Lett. **B296** 195 (1992).
8. Lee-Franzini, J. and Franzini, Paula J., “Hadronic Width of the χ_b States”, *Proc. of the Third Workshop on the Tau-Charm Factory*, Marbella, Spain, 457 (1993).
9. Wu, Q. W., “Study of $\pi^+\pi^-$ transitions from Upsilon”, thesis, Columbia University, Nevis Labs. (1993).
10. Schamberger, R. D. *et al.*, NIM **A309** 450 (1991).
11. Yoh, J. K., *et al.*, High Energy Physics-1980, Durand, Pondrum Eds., AIP, NY 700 (1981).
12. Finocchiaro, G. *et al.*, Phys. Rev. Lett. **45**, 222 (1980).
13. Mageras, G. *et al.*, Phys. Rev. Lett. **46**, 1115 (1981); Phys. Lett. **118B** 453 (1982).
14. Han, K. *et al.*, Phys. Rev. Lett. **49**, 453 (1982); Klopfenstein, C. *et al.*, Phys. Rev. Lett. **51**, 160 (1983); Eigen, G. *et al.*, Phys. Rev. Lett. **49**, 1616 (1982); Pauss, F. *et al.*, Phys. Lett. **130B**, 1439 (1983).
15. Peterson, D. *et al.*, Phys. Lett. **114B**, 277 (1982).
16. Gianinni, G. *et al.* Nuc. Phys. **B206**, 1 (1982).
17. Schamberger, R. D., Phys. Lett. **138B**, 225 (1984).
18. Spencer, L. *et al.*, Phys. Rev. Lett. **47**, 771 (1981); Klopfenstein, C. *et al.*, Phys. Lett. **130B**, 444 (1983); Levman, G. *et al.*, Phys. Lett. **141B**, 271 (1984).
19. Altarelli, G. *et al.*, Nuc. Phys. B **208** 365 (1982).
20. Schamberger, R. D. *et al.*, Phys. Rev. D **26**, 720 (1982); Phys. Rev. D **30**, 1985 (1984).
21. Rice, E. *et al.*, Phys. Rev. Lett. **48**, 906 (1982).
22. Lovelock D. M. J. *et al.*, Phys. Rev. Lett. **54**, 377 (1985).
23. Mackay, W. W. *et al.* and the CUSB Collaboration, Phys. Rev. D **29**, 2483 (1984).

24. Sivertz, M. *et al.*, Phys. Rev. D **26**, 717 (1982); Mageras, G. *et al.*, Phys. Rev. Lett. **56**, 2672 (1986); Tuts, P. M. *et al.*, Proc. of the DPF-APS 1984 Meeting, M. Nieto and T. Goldman Eds., AIP, New York (1985); Phys. Lett. **B186**, 233 (1987); Franzini, P. *et al.*, Phys. Rev. D **35**, 2883 (1987).
25. Lee-Franzini, J., NIM **A263** 35 (1988).
26. Kaarsberg, T. *et al.*, Phys. Rev. D **35**, 2265 (1987); Phys. Rev. Lett. **62** 2077 (1989).
27. Yanagisawa, C. *et al.*, Phys. Rev. Lett. **66** 2463 (1991).
28. Narain, M. *et al.*, Phys. Rev. Lett. **65** 2749 (1990).
29. Lee-Franzini, J. *et al.*, Phys. Rev. Lett. **65** 2947 (1990).
30. Narain, M. *et al.*, Phys. Rev. Lett. **66** 3113 (1991).
31. Heintz, U. *et al.*, Phys. Rev. Lett. **66** 1563 (1991); Phys. Rev. D **46** 1928 (1992).
32. Wu, Q. W. *et al.*, Phys. Lett. **B301** 307 (1993); Phys. Lett. **273** 177 (1991).
33. CUSB-I began with members from Columbia University which in total included: T. Böhringer, F. Costantini, J. Dobbins, P. Franzini, K. Han, S. W. Herb, D. M. Kaplan, L. M. Lederman, G. Mageras, D. Peterson, E. Rice, D. Son, J. K. Yoh, S. Youssef, and T. Zhao, and similarly, from SUNY at Stony Brook: G. Finocchiaro, G. Gianinni, J. E. Horstkotte, D. M. J. Lovelock, C. Klopfenstein, J. Lee-Franzini, R. D. Schamberger, M. Sivertz, L. J. Spencer, and P. M. Tuts. We were joined in 1981 by R. Imlay, G. Levman, W. Metcalf and V. Sreedhar of Louisiana State University and G. Blamar, H. Dietl, G. Eigen, V. Fonseca, E. Lorenz, F. Pauss, L. Romero and H. Vogel of MPI Munich. Louisiana State and MPI Munich left in 1984.
34. CUSB-I.5, CUSB-II: P. Franzini, U. Heintz, J. Horstkotte, T. Kaarsberg, S. Kanekal, J. Lee-Franzini, D. M. J. Lovelock, M. Narain, R. D. Schamberger, S. Sontz, P. M. Tuts, J. Willins, Q.W. Wu, C. Yanagisawa, S. Youssef, and T. Zhao.
35. Belanger, P., DeGrand, T. and Moxhay, P., Phys. Rev. D **39**, 257 (1988).