

Study of the $\eta\pi^0$ system in the mass range up to 1200 MeV

GAMS Collaboration

*D.Alde, F.G.Binon, M.Boutemour, C.Bricman, S.V.Donskov, M.Gouanere,
A.V.Inyakin, S.Inaba, V.A.Kachanov, G.V.Khaustov, E.A.Knapp, A.A.Kondashov,
A.A.Lednev, V.A.Lishin, J.P.Peigneux, M.Poulet, Yu.D.Prokoshkin, S.A.Sadovsky,
V.D.Samoylenko, P.M.Shagin, A.V.Singovsky, A.E.Sobol, J.P.Stroot, V.P.Sugonyaev,
K.Takamatsu, T.Tsuru*

presented by S.A.Sadovsky

IHEP, Protvino, Moscow reg., 142284, RUSSIA

Abstract. The reaction $\pi^- p \rightarrow \eta\pi^0 n$ has been studied with GAMS-2000 spectrometer in the secondary 38 GeV/c π^- -beam of the IHEP U-70 accelerator. Partial wave analysis of the reaction has been performed in the $\eta\pi^0$ mass range up to 1200 MeV. The $a_0(980)$ -meson is seen as a sharp peak in S-wave. The t -dependence of $a_0(980)$ production cross section has been studied. Dominant production of the $a_0(980)$ at a small transfer momentum t confirms the hypothesis of Achasov and Shestakov about significant contribution of the ρ_2 exchange ($I^G J^{PC} = 1^+ 2^{--}$) in the mechanism of $a_0(980)$ meson production in t -channel of the reaction.

The $a_0(980)$ -meson is quite peculiar object in meson spectroscopy. More than two decades of extensive experimental and theoretical studies of the a_0 meson have been undertaken. Nevertheless its nature is still not completely clear, see for example [1].

In the present talk the results on the $a_0(980)$ -meson production in the charge exchange reaction

$$\pi^- p \rightarrow \eta\pi^0 n, \quad (1)$$

at 38 GeV/c are presented for 4γ final states of the $\eta\pi^0$ -system. The data were collected with the GAMS-2000 multiphoton spectrometer in the secondary π^- -beam of the U-70 accelerator of IHEP. In total 140×10^3 events of reaction (1) were collected. Further details of the experiment as well as the data treatment procedures can be found elsewhere [2,3].

The mass spectra of the $\eta\pi^0$ -systems produced in reaction (1) at $-t < 1$ (GeV/c)² are shown in Fig. 1a. The efficiency corrected spectrum at $-t < 0.05$ (GeV/c)² is

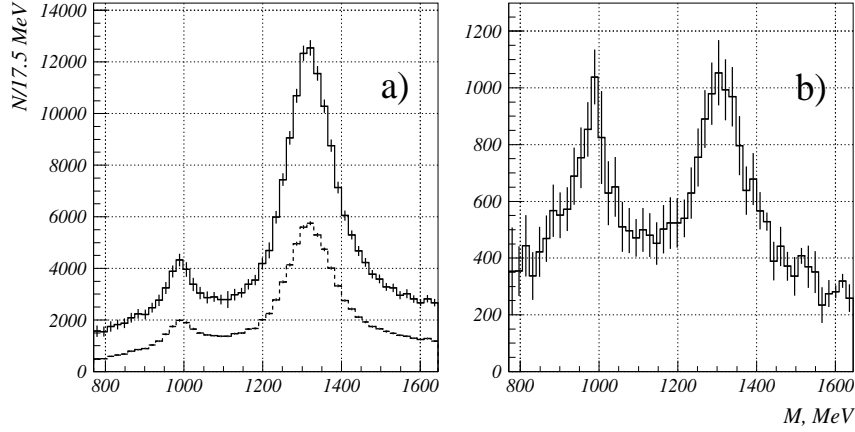


FIGURE 1. Spectra mass of $\eta\pi^0$ system in reaction (1): a) the measured spectrum at $-t < 1$ $(\text{GeV}/c)^2$, dashed line; the efficiency corrected spectrum, solid line; b) the efficiency corrected spectrum at $-t < 0.05$ $(\text{GeV}/c)^2$.

shown in Fig. 1b. The efficiency was calculated by Monte-Carlo method, details see elsewhere [4]. Two peaks, corresponding to the $a_0(980)$ and $a_2(1310)$ mesons, are clearly seen in both figures, but their intensities are different. While at $-t < 1$ $(\text{GeV}/c)^2$, see Fig. 1a, solid line, the $a_2(1310)$ -meson dominates in the spectrum, at $-t < 0.05$ $(\text{GeV}/c)^2$, the intensities of both peaks are actually similar, Fig. 1b, i.e. the production mechanisms of these mesons in reaction (1) are different.

In the $a_2(1310)$ meson production the natural spin-parity exchanges (mainly ρ -exchange) dominate in the t -channel of the reaction [3], that leads to a suppression of the a_2 production at $t \sim 0$ [5]. As for the $a_0(980)$ meson production the only unnatural exchanges are allowed in the t -channel. Moreover, due to the features of reaction (1) one should expect a significant contribution of the ρ_2 exchange ($I^G J^{PC} = 1^+ 2^{--}$) usually hidden in other reactions, see [6]. The last exchange leads to a non-vanishing differential cross section of the $a_0(980)$ production in reaction (1) at small t . Therefore, a study of the $a_0(980)$ differential cross section is also important for understanding of the status of the ρ_2 states.

For selection of the $a_0(980)$ events a Partial Wave Analysis (PWA) of the $\eta\pi^0$ system produced in reaction (1) has been performed in 17.5 MeV mass bins in the range up to 1200 MeV taking into account S , P_0 , P_- and P_+ waves. The PWA procedure as well as a solution of the ambiguity problem are described elsewhere [8]. Here it would be useful to mention that in the PWA model with S and P waves there are only two non-trivial solutions. Both solutions at $t < 1$ $(\text{GeV}/c)^2$ are presented in Fig. 2. The physical solution can be identified as that one with the resonance peak in S -wave, solid line in Fig. 2. The parameters of the $a_0(980)$ resonance

$$M = 992 \pm 3 \text{ MeV}, \quad \Gamma = 90 \pm 9 \text{ MeV} \quad (2)$$

were obtained by fitting the S -wave intensity in the physical solution to the unco-

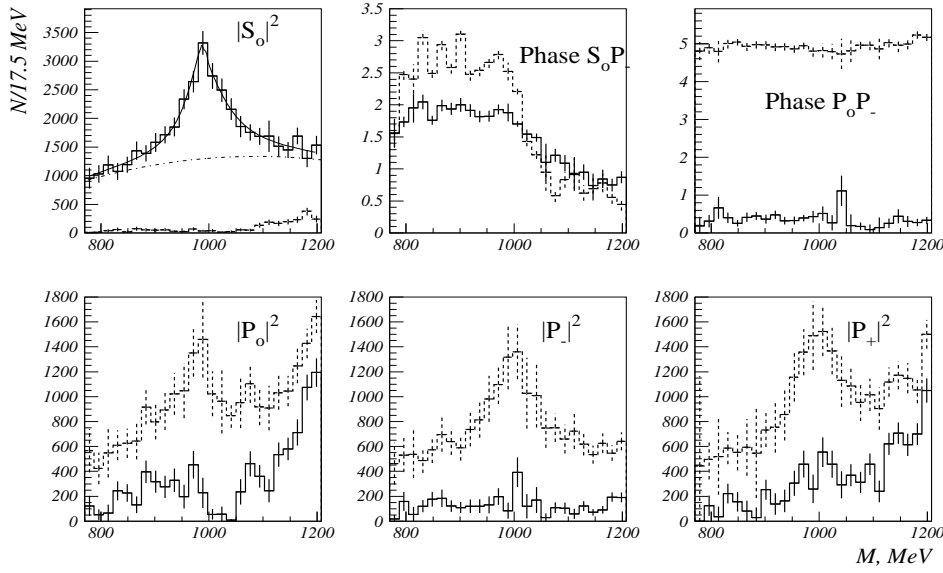


FIGURE 2. Two non-trivial solution in the PWA of reaction (1) in the case of S , P_0 , P_- and P_+ waves. The physical (unphysical) solution is shown by solid (dashed) line.

herent sum of Breit-Wigner function and polynomial background, Fig. 2. Actually the same resonance parameters were obtained if Flatte's [9] or Achasov's [10] formulae were used for parameterization of the $a_0(980)$ resonance. The number of events in the $a_0(980)$ peak normalized for the cross section of the $a_2(1320)$ production in D_+ wave of reaction (1) was used for the cross section determination of the $a_0(980)$ -meson, see [7]:

$$\sigma(\pi^- p \rightarrow a_0 n) \times BR(a_0 \rightarrow \eta \pi^0) = 68 \pm 25 \text{ nb.} \quad (3)$$

To obtain the t -dependence of the $a_0(980)$ production in reaction (1), the similar analysis was performed in several t -intervals: $[0, 0.05]$, $[0.05, 0.1]$, $[0.1, 0.2]$, $[0.2, 0.3]$, $[0.3, 0.5]$, $[0.5, 0.7]$ $(GeV/c)^2$, and in each t -interval the ratio of the a_0 event number to the total event number $R(a_0/tot)$ was determined for $[945, 1035]$ MeV $\eta\pi^0$ -mass interval. This ratio was further approximated by an exponential function of t . At the final stage of the analysis the PWA was performed in $[945, 1035]$ MeV mass interval independently in 20 $(MeV/c)^2$ bins of the transverse momentum squared. The $a_0(980)$ event numbers in the t -bins were obtained then as the S -wave intensities corrected for corresponding $R(a_0/tot)$ -factors, Fig. 3.

The obtained t -distribution was fitted by functions $-N_1\beta_1^2 t e^{\beta_1 t}$ and $N_2\beta_2 e^{\beta_2 t}$ corresponding to b_1 and ρ_2 exchange respectively in the t -channel of reaction (1) [6], as well as by a sum of both functions. The fit by the first function only (b_1 exchange) is quite unsatisfactory ($\chi^2/N_{DoF} = 116/33$) due to the peak at $t \sim 0$ in the t -distribution, Fig. 3. The second function (solid line, $\chi^2/N_{DoF} = 27/33$) and the sum of both functions (dashed line, $\chi^2/N_{DoF} = 11/31$) fit the measured differential distribution equally well, see Fig. 3. We conclude therefore that the ρ_2

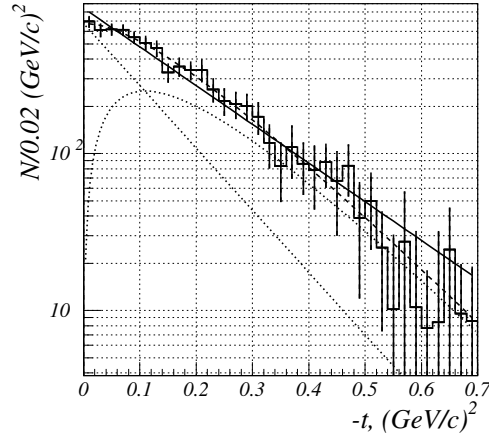


FIGURE 3. The measured t -distribution of the $a_0(980)$ -mesons produced in reaction (1). The solid (dashed) line shows the fit of the distribution by function corresponding to the ρ_2 (ρ_2 together with b_1) exchange in the t -channel of reaction (1). Dotted lines show the individual ρ_2 and b_1 contributions in the case of the joint ρ_2 & b_1 fit.

exchange is quite necessary for description of the differential cross section of the $a_0(980)$ -meson production in reaction (1) in agreement with paper [6].

ACKNOWLEDGEMENTS

The authors would like to thank N.N. Achasov for useful discussions. One of the authors (S.A.S) gratefully acknowledges the financial support of the Local Organizing Committee of HADRON'97 Conference.

REFERENCES

1. Jaffe R.L., *Phys. Rev.* **D15**, 267, 281 (1977); Montanet L., *Rep.Prog.Phys.* **46**, 337 (1983); Close F.E., *Rep.Prog.Phys.* **51**, 833 (1988); Achasov N.N., *et al.*, *Usp.Fiz.Nauk* **142**, 361 (1984), *Usp.Fiz.Nauk* **161**, 53 (1991).
2. Prokoshkin Yu.D. and Sadovsky S.A., *Phys. Atom. Nucl.* **58**, 853 (1995).
3. Apel W.D. *et al.*, *Nucl. Phys.* **B193**, 269 (1981); *Yad.Phys.* **41**, 126 (1985).
4. Sadovsky S.A. *et al.*, *Proc. XXVI Intern. Conf. HEP*, Dallas, 1791 (1992).
5. Achasov N.N. *et al.*, *Yad.Phys.* **33**, 1337 (1981); Tuan S.F. *et al.*, *Phys.Lett.* **B213**, 537 (1988).
6. Achasov N.N., Shestakov G.N., *Phys.Rev.D* **56**, 212, (1997), hep-ph/9610409.
7. Alde D. *et al.*, *Phys. Atom. Nucl.* **59**, 1027 (1996).
8. Sadovsky S.A., Preprint IHEP 91-75, Protvino, (1991).
9. Flatte S., *Phys. Lett.* **63B**, 224 (1976).
10. Achasov N.N. *et al.*, *Phys.Rev.D* **56**, 203, (1997), hep-ph/9605245.