

Structure of the baryonic flux tube in $N_f = 2$ lattice QCD at finite temperature. *

Y. Mori^a, V. Bornyakov^b, H. Ichie^b, Y. Koma^c, M. Polikarpov^d, G. Schierholz^e, H. Stüben^f and T. Suzuki^a

^aInstitute for Theoretical Physics, Kanazawa University, Kanazawa 920-1192, Japan

^bInstitute for High Energy Physics, RU-142284 Protvino, Russia

^cMax-Planck-Institut für Physik, D-80805 München, Germany

^dITEP, B.Chermushkinskaya 25, RU-117259 Moscow, Russia

^eNIC/DESY Zeuthen, Platanenallee 6, 15738 Zeuthen, Germany and Deutsches Elektronen-Synchrotron DESY D-22603 Hamburg, Germany

^fKonrad-Zuse-Zentrum für Informationstechnik Berlin, D-14195 Berlin, Germany

We study the flux tube profile in the baryonic system in full QCD at finite temperature on $N_t = 8$ lattice. We fix the maximally Abelian gauge and measure the monopole and the photon parts of the Abelian action density, the color electric field and the monopole current on both sides of the finite temperature transition. We demonstrate the disappearance of the flux tube in the high temperature phase.

1. INTRODUCTION

Lattice studies of the baryonic system consisting of three static quarks (3Q) are important for clarification of the baryon structure. Recently there appeared a number of papers devoted to the studies of the 3Q system at zero temperature [1,2,3,4]. It was concluded that the flux tube has a Y-shape, at least at large distances.

In this paper, we study the flux tube profile in the baryonic system at finite temperature in QCD with dynamical fermions. The structure of the flux tube is investigated with the help of Abelian observables after the maximally Abelian gauge is fixed. In particular, we study the monopole and the photon parts of Abelian flux tube profiles. In our previous study of the baryonic flux tube at zero temperature in both SU(3) gluodynamics and QCD with dynamical quarks [3,4] it has been demonstrated with an accuracy unmatched by gauge invariant nonabelian observables that the flux tube is of Y-shape. The Abelian and the monopole dominance phenomena well established in the gluodynamics [5,6] and in QCD with dynamical quarks [7] gives confidence that our re-

sults provide a qualitatively correct description of the baryonic flux tube at finite temperature. Our study is also important to check the dual superconductor scenario of confinement which predicts that the effective infrared theory of QCD should be a kind of the dual Abelian Higgs model.

2. SIMULATION DETAILS

To study QCD with dynamical quarks we consider $N_f = 2$ flavors of degenerate quarks, using the Wilson gauge field action and non-perturbatively $\mathcal{O}(a)$ improved Wilson fermions [8]. Configurations are generated on the $16^3 \times 8$ lattice at $\beta = 5.2$, $0.1330 \leq \kappa \leq 0.1360$, corresponding to temperatures below and above the finite temperature transition at $\kappa_T = 0.1344$ ($T_c = 213(10)$ MeV) [9]. Details of the simulation can be found in [9]. We fixed the maximally Abelian (MA) gauge on generated configurations employing the simulated annealing algorithm [6]. The Abelian projection procedure [10] defines the diagonal link matrices

$$u(s, \mu) = \text{diag}\{u_1(s, \mu), u_2(s, \mu), u_3(s, \mu)\},$$

$$u_l(s, \mu) = e^{i\theta_l(s, \mu)}.$$

*Talk given by Y. Mori. at Lattice'03.

We study the Abelian action density

$$\rho_{ab}(s) = \frac{\beta}{3} \sum_{\mu > \nu} \sum_l u_l(s, \mu\nu), \quad (1)$$

where $u_l(s, \mu\nu)$ is the Abelian plaquette variable, the Abelian color electric field

$$E_l(s, j) = i\bar{\theta}_l(s, j4), \quad (2)$$

where $\bar{\theta}_l(s, \mu\nu)$ is the regular part of the Abelian plaquette angle, $\theta_l(s, \mu\nu) = \bar{\theta}_l(s, \mu\nu) + 2\pi n_l(s, \mu\nu)$, and the monopole current

$$k_l(s, \mu) = -\frac{i}{4\pi} \epsilon_{\mu\nu\rho\sigma} \partial_\nu \bar{\theta}_l(s + \hat{\mu}, \rho\sigma). \quad (3)$$

Correlators with the baryonic source are defined as follows:

$$\langle \rho_{ab}(s) \rangle_{3Q} = \frac{\langle \rho_{ab}(s) \mathcal{P}_{3Q} \rangle}{\langle \mathcal{P}_{3Q} \rangle}, \quad (4)$$

where

$$\mathcal{P}_{3Q} = \frac{1}{3!} |\varepsilon_{lmn}| P_l(\vec{s}_1) P_m(\vec{s}_2) P_n(\vec{s}_3) \quad (5)$$

$$P_l(\vec{s}) = \prod_{t=1}^{N_t} u_l(\vec{s}, t, 4),$$

$$\langle E(s, j) \rangle_{3q} = \quad (6)$$

$$\frac{\langle \frac{1}{3!} |\varepsilon_{lmn}| E_l(s, j) P_l(\vec{s}_1) P_m(\vec{s}_2) P_n(\vec{s}_3) \rangle}{\langle \mathcal{P}_{3Q} \rangle},$$

$$\langle k(s, j) \rangle_{3q} = \quad (7)$$

$$\frac{\langle \frac{1}{3!} |\varepsilon_{lmn}| k_l(s, j) P_l(\vec{s}_1) P_m(\vec{s}_2) P_n(\vec{s}_3) \rangle}{\langle \mathcal{P}_{3Q} \rangle}.$$

The Abelian field can be decomposed into the monopole and photon parts [11], and the monopole and photon observables can be defined similarly to eqs.(1)-(7).

3. NUMERICAL RESULTS

First we discuss the structure of the baryonic flux tube in the confinement phase. Fig.1 shows the monopole and photon parts of the color electric field in the 3Q system. The monopole part is squeezed into a flux tube while the photon part




Figure 1. The monopole (left column) and photon (right column) parts of the color electric field at $T/T_c = 0.87$. The color index of the color electric field (see eq.(6)) coincides with that of the topmost quark (top row) or of the leftmost quark (bottom row).

is of Coulombic form. In the monopole component the flux tube is compatible with Y-shape. We expect that the agreement with Y-shape will be better when the distance between quarks will be large in comparison with the intrinsic width of the flux tube. The same conclusions can

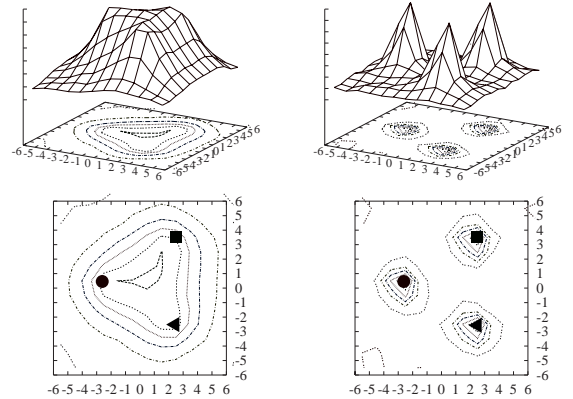


Figure 2. Monopole (left) and photon (right) parts of the action density at $T/T_c = 0.94$.

be drawn from the Fig.2 where the distribution of the monopole and photon parts of the action density is depicted. Fig.3 shows the monopole

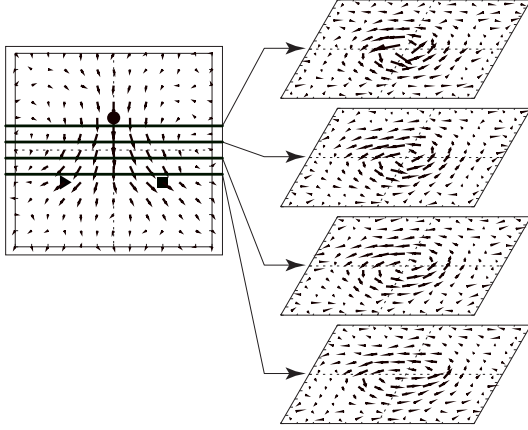


Figure 3. Monopole current (right), obtained from the monopole component of the Abelian gauge field at $T/T_c = 0.87$

currents distribution. One can see circulating monopole currents around the color electric field in each slice. In the plane where the color electric field is divided into two parts, the circulating monopole current is not a perfect circle anymore. This indicates a possibility of forming two circulating currents if the distance between quarks would be made larger.

Next, we show how the profile of the flux tube changes when the temperature increases and crosses over to the high temperature phase. From Fig.4 one can see that the squeezed color electric field (the monopole component) disappear at $T > T_c$. In contrast, the photon component of the color electric field, depicted in Fig.1(right), does not show any essential changes when the temperature increases.

ACKNOWLEDGEMENTS

This work is supported by the SR8000 Supercomputer Project of High Energy Accelerator Research Organization (KEK). A part of numerical measurements has been done using NEC SX-5 at RCNP of Osaka University. T.S. is partially supported by JSPS Grant-in-Aid for Scientific Research on Priority Areas No.13135210 and (B) No.15340073. The Moscow group is partially supported by RFBR grants 02-02-17308, 01-02-17456, 00-15-96-786, grants INTAS-00-00111

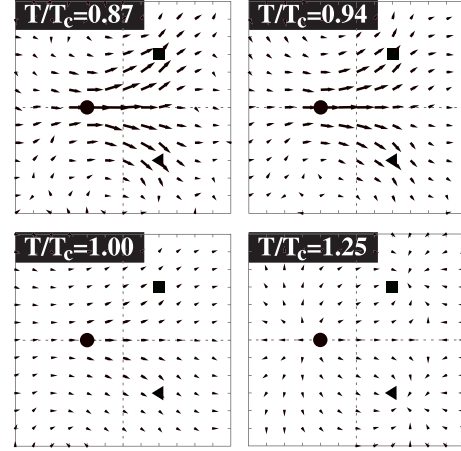


Figure 4. Evolution of the color electric field (monopole component) with temperature.

DFG-RFBR 436 RUS 113/739/0, and CRDF awards RPI-2364-MO-02 and MO-011-0.

REFERENCES

1. C. Alexandrou, P. De Forcrand, A. Tsapalis, Phys. Rev. **D65** (2002) 054503
2. T. T. Takahashi, H. Suganuma, Y. Nemoto, H. Matsufuru, Phys. Rev. **D65** (2002) 114509
3. H. Ichie, V. Bornyakov, T. Streuer and G. Schierholz, arXiv:hep-lat/0212024.
4. H. Ichie, V. Bornyakov, T. Streuer and G. Schierholz, Nucl. Phys. A **721** (2003) 899.
5. T. Suzuki and I. Yotsuyanagi, Phys. Rev. D **42** (1990) 4257.
6. G. S. Bali, V. Bornyakov, M. Muller-Preussker and K. Schilling, Phys. Rev. D **54** (1996) 2863
7. V. Bornyakov et al., Nucl. Phys. Proc. Suppl. **106** (2002) 634
8. S. Booth *et al.* [QCDSF-UKQCD collaboration], Phys. Lett. B **519** (2001) 229 [arXiv:hep-lat/0103023].
9. Y. Mori et al., Nucl. Phys. A **712** (2003) 930
10. A. S. Kronfeld, G. Schierholz and U. J. Wiese, Nucl. Phys. **B293**, 461 (1987).
11. T. Suzuki et al., Phys. Lett. **B347** (1995) 375; [Erratum-ibid. B **351** (1995) 603].