

LEP2 constraint on 4D QED having dynamically generated spatial dimension

Gi-Chol Cho¹⁾, Etsuko Izumi²⁾ and Akio Sugamoto¹⁾

¹⁾ *Department of Physics, Ochanomizu University, Tokyo 112-8610, Japan*

²⁾ *Graduate School of Humanities and Sciences,
Ochanomizu University, Tokyo 112-8610, Japan*

Abstract

We study 4D QED in which one spatial dimension is dynamically generated from 3D action, following the mechanism proposed by Arkani-Hamed, Cohen and Georgi. In this model, the generated fourth dimension is discretized by an interval parameter a . We examine the phenomenological constraint on the parameter a coming from the collider experiments on the QED process $e^+e^- \rightarrow \gamma\gamma$. It is found that the LEP2 experiments give the constraint of $1/a \gtrsim 461\text{GeV}$. Expected bound on the same parameter a at the future e^+e^- linear collider is briefly discussed.

1 Introduction

The idea of dynamical generation of extra dimension [1] has been applied to, for example, grand unified theories [2], electroweak symmetry breaking [3], and supersymmetry breaking [4], etc. From the high energy point of view, the extra dimension is generated dynamically at low-energy scale as a consequence of a certain fermion condensation mechanism [1]. On the other hand, from the low-energy point of view, it seems that the space-time dimension will disappear above the ultraviolet cut-off scale, or, in other words, the asymptotic disappearance of space-time (ADST) occurs. In ref. [5], the condensation mechanism is naively applied to the gauge theory in D dimensions, as well as the gravity theory in 3 dimensions. A characteristic feature of the generated $(D+1)$ gauge theory or 4D gravity by this mechanism is that the generated dimension is discretized by an interval a^1 . Application to gravity and the non-commutative geometry is further developed [7, 8].

In this paper, we study the effective 4D gauge theory in which one spatial dimension is dynamically generated from the 3D action [5]. We restrict our study to QED which is a simplest and well tested gauge theory. In general, due to the discretized spatial dimension, introduction of chiral fermions into the gauge theory causes so called “doubling problem” [9, 10]. Since there is no chiral fermion in QED, we are not troubled by this problem. This is another reason why we focus on QED in our study². The appearance of the discretized extra dimension modifies the interactions between the photon and the electron. We first summarize the Feynman rules in the model and show that the modification occurs associated with the direction of the extra dimension and the interval parameter a . It is explicitly shown that the usual QED in 4D is restored in the continuum limit of the lattice in the extra dimension. It is, therefore, worth examining how large the size of a is allowed phenomenologically. We study the annihilation process $e^+e^- \rightarrow \gamma\gamma$ as a distinctive example of the QED process, and find quantitative constraint on the parameter a from the measurement of the total cross section of the process at LEP2 experiments. The experimental data [11] tells us that the current constraint on the parameter a is at most a few hundred GeV. We show that the future e^+e^- linear collider may give a further bound on the parameter a

¹ The idea of the discretized extra dimension has been proposed independently by ref. [6].

² However, an approach to construct the effective 4D Standard Model with chiral fermions by controlling the doubling problem is proposed in ref. [5].

around TeV scale.

In the next section, we briefly review the mechanism of dynamical generation of the extra dimension. The effective 4D QED generated from the 3D action based on the mechanism is also studied. In Sec. 3, the annihilation process $e^+e^- \rightarrow \gamma\gamma$ is studied in the light of the measurement at LEP2. The last section is devoted to summary.

2 QED with the dynamical generation of extra dimension

2.1 The dynamical generation of extra dimension

We briefly review how 4D gauge theory is derived from the 3D action following refs. [1, 5]. First let us consider the following 3 dimensional gauge theory: It consists of N sets of the gauge groups G 's labelled by $G(n), G(n+1), \dots$, located at integer sites $n, n+1, \dots$, and G_s 's labelled by $G_s(n+\frac{1}{2}), G_s(n+\frac{3}{2}), \dots$, located at half-interger sites $n+\frac{1}{2}, n+\frac{3}{2}, \dots$. The gauge coupling constants of G 's and G_s 's are g and g_s , respectively. The Weyl fermion $\chi(m, \ell)$ belongs to a fundamental representation of $G_{(s)}(m)$ at the site m , and an anti-fundamental representation of $G_{(s)}(\ell)$ at the site ℓ . The sites m and ℓ always differ by $\frac{1}{2}$, so that the fermion χ connects the neighboring G and G_s . In the following, we fix $G = \text{SU}(m)$ and $G_s = \text{SU}(n_s)$ for definiteness. We depict the diagrammatic description of the model in Fig. 1. The outgoing fermion from $G(n)$, $\chi(n, n+\frac{1}{2})$, is in the fundamental representation of $\text{SU}(m)$ at the site n and the anti-fundamental representation of $\text{SU}(n_s)$ at $n+\frac{1}{2}$. On the other hand, the outgoing fermion from $G_s(n+\frac{1}{2})$, $\chi(n+\frac{1}{2}, n)$, is in the fundamental and the anti-fundamental representations of $\text{SU}(n_s)$ at $n+\frac{1}{2}$ and $\text{SU}(m)$ at $n+1$, respectively. The gauge coupling g_s becomes strong below a certain low energy scale of Λ_s and, as a result, it leads to the fermion condensations whose vacuum expectation values are given by the $m \times m$ unitary matrix U :

$$\frac{1}{2\pi(f_s)^2} \langle \chi(n, n+\frac{1}{2}) \chi(n+\frac{1}{2}, n+1) \rangle \equiv U(x; n, n+1), \quad (2.1)$$

where f_s is the decay constant. Now $U(x; n, n+1)$ plays the role of a link field between $G(n)$ and $G(n+1)$. We identify the set of discrete points connected linearly by the link fields to the extra dimension. Then, the low-energy effective

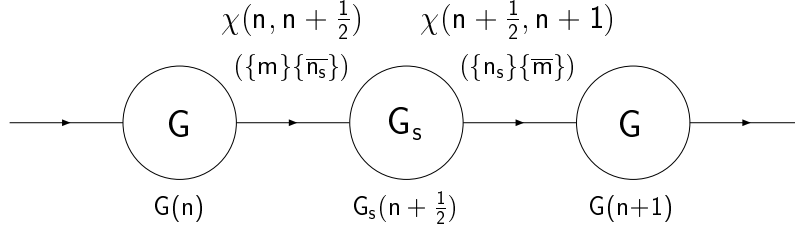


Figure 1: Diagrammatic description of the representation of the fermion χ under the two neighboring gauge groups, $G = \text{SU}(m)$ and $G_s = \text{SU}(n_s)$. The outgoing fermion $\chi(n, n + \frac{1}{2})$ from $G(n)$ is in the fundamental and the anti-fundamental representations of $\text{SU}(m)$ at the site n and $\text{SU}(n_s)$ at the site $n + \frac{1}{2}$, respectively. On the other hand, the outgoing fermion $\chi(n + \frac{1}{2}, n)$ from $G_s(n + \frac{1}{2})$ is in the fundamental and the anti-fundamental representations of $\text{SU}(n_s)$ at the site $n + \frac{1}{2}$ and $\text{SU}(m)$ at the site $n + 1$, respectively.

action below Λ_s is given as follows

$$S_{\text{eff}} = -\frac{1}{2(g_3)^2} \int d^3x \ a \sum_{n=1}^N \text{Tr}(F_{ij}(x, n)F^{ij}(x, n)) \\ + f_s \int d^3x \ \sum_{n=1}^N \text{Tr} \left[(D_i U(x; n, n+1))^\dagger (D^i U(x; n, n+1)) \right], \quad (2.2)$$

where $i, j = 0, 1, 2$. The first line of (2.2) is the action of 3D gauge field, while the second line is the action for the dynamically generated link field $U(x; n, n+1)$. The covariant derivative in (2.2) is defined by

$$D_i \equiv \partial_i + iA_i(x, n)U(x; n, n+1) - iU(x; n, n+1)A_i(x, n+1). \quad (2.3)$$

It is easy to see that eq.(2.2) is essentially the 4D action for the gauge field of G , where the third spatial dimension is discretized. By noting $U(x; n, n+1) = e^{iaA_3(x;n)}$ and expanding eq.(2.2) in a small dimensionful parameter a , the action could be written as

$$S_{\text{eff}} = -\frac{1}{2(g_{3+1})^2} \int d^3x \ a \sum_{n=1}^N \text{Tr}(F_{\mu\nu}(x, n)F^{\mu\nu}(x, n)) \\ + (\text{higher order terms in } a), \quad (2.4)$$

where $\mu, \nu = 0 \sim 3$, and the 4D gauge coupling g_{3+1} is given in terms of the 3D coupling g_3 as

$$(g_{3+1})^2 = a(g_3)^2, \quad a = \frac{1}{g_3(f_s)^{1/2}}. \quad (2.5)$$

2.2 Effective 4D QED

Let us write down the effective 4D QED having the dynamically generated extra spatial dimension following Sec. 2.1. The action for the gauge kinetic term, S_g , is already shown in the previous subsection for $SU(n)$ gauge group (see, eq. (2.4)). In the case of QED, S_g is written as

$$S_g = -\frac{1}{4} \int d^3x \ a \sum_{n=1}^N F_{\mu\nu}(x, n) F^{\mu\nu}(x, n). \quad (2.6)$$

The gauge invariant action S_f for the fermion ψ in 3D is given as;

$$S_f = \int d^3x \sum_{n=1}^N \left(2aK \bar{\psi}(x, n) i\gamma^i D_i(A(n)) \psi(x, n) - \bar{\psi}(x, n) \psi(x, n) \right), \quad (2.7)$$

where $i, j = 0, 1, 2$ and we introduce the hopping parameter K instead of the fermion mass parameter. The covariant derivative in (2.7) is defined by

$$D_i \equiv \partial_i + ieA_i. \quad (2.8)$$

After the fermion condensation occurs as in eq. (2.1), the link field $U(x; n, n+1)$ connects two fermions at the different sites n and $n+1$. Then, the following pieces are also gauge invariant in addition to (2.7);

$$\begin{aligned} \Delta_1 S_f = \int d^3x \sum_{n=1}^N K \Big(& \bar{\psi}(n) i\gamma^3 U(n, n+1) \psi(n+1) \\ & - \bar{\psi}(n+1) i\gamma^3 U(n, n+1)^\dagger \psi(n) \Big), \end{aligned} \quad (2.9a)$$

$$\begin{aligned} \Delta_2 S_f = \int d^3x \sum_{n=1}^N K \Big(& \bar{\psi}(n) U(n, n+1) \psi(n+1) \\ & + \bar{\psi}(n+1) U(n, n+1)^\dagger \psi(n) \Big), \end{aligned} \quad (2.9b)$$

where the relative weight of these two terms is determined, following Wilson in ref. [9]. Identifying the link field U as the third spatial component of the photon field

$$U(x; n, n+1) = e^{iaeA_3(x;n)}, \quad (2.10)$$

we obtain the effective 4D QED action for small a , having a discretized spatial dimension with the interval a .

2.3 Feynman rules

The Feynman rules of the effective QED with a discretized spatial dimension could be found from the actions (2.6), (2.7) and (2.9). Because of the discretized spatial dimension, the Lorentz invariance is manifestly violated for the finite size of a so that the interaction between photon and electron becomes different from the usual QED.

- Photon propagator

The photon propagator is given by (2.6). Taking account of the discrete dimension, the derivative of the gauge field associated with the third spatial axis should be replaced by the corresponding different operator. Then, the propagator is given as

$$D_{\mu\nu}(k) = \frac{-ig_{\mu\nu}}{\sum_{i=0,1,2} k_i k^i - \left(\frac{2}{a}\right)^2 \sin^2\left(\frac{k_3 a}{2}\right)} \quad (2.11a)$$

$$\equiv \frac{-ig_{\mu\nu}}{\tilde{k}^2}, \quad (2.11b)$$

where the second term of the denominator in (2.11a) reflects the latticized dimension. The use of the notation

$$\begin{aligned} \tilde{k}_\mu &= (\tilde{k}_0, \tilde{k}_1, \tilde{k}_2, \tilde{k}_3) \\ &= \left(k_0, k_1, k_2, \frac{2}{a} e^{-\frac{i}{2} k_3 a} \sin\left(\frac{k_3 a}{2}\right)\right), \end{aligned} \quad (2.12)$$

allows us to have the familiar form of the photon propagator (2.11b).

- Electron propagator

We find the electron propagator from eqs. (2.7) and (2.9), by rescaling the fermion fields canonically. The discrete dimension gives

$$iS_F^{-1}(p) = \gamma^i p_i + \gamma^3 \frac{\sin(p_3 a)}{a} - \frac{1}{2aK} \{(1 - 2K \cos(p_3 a))\} \quad (2.13a)$$

$$= \tilde{\not{p}} - m, \quad (2.13b)$$

where

$$\begin{aligned} \tilde{p}_\mu &= (\tilde{p}_0, \tilde{p}_1, \tilde{p}_2, \tilde{p}_3) \\ &= \left(p_0, p_1, p_2, \frac{\sin(p_3 a)}{a}\right), \end{aligned} \quad (2.14a)$$

$$m \equiv \frac{1}{2aK} \{(1 - 2K \cos(p_3 a))\}. \quad (2.14b)$$

Note that the third component of the electron momentum \tilde{p}_3 has a different form from the photon momentum \tilde{k}_3 in eq. (2.12).

- electron-electron-photon vertex

The $ee\gamma$ vertex is modified associated with the non-canonical form in the third component of the momentum. The momentum dependent vertex function at the tree level is given by

$$\Gamma^\mu = \left\{ \gamma^i, \gamma^3 \frac{1}{2} \left(e^{-ip_3 a} + e^{+i(p_3+k_3)a} \right) - \frac{i}{2} \left(e^{-ip_3 a} - e^{+i(p_3+k_3)a} \right) \right\}, \quad (2.15)$$

where p and k are the incoming electron and photon momenta, respectively. The outgoing electron momentum is $p + k$.

- Photon polarization sum and the spin sum of the spinors

It is rather straightforward to find the rules of the polarization sum of the photon and the spin sum of the spinors. They could be derived from the total action in the usual manner. The photon polarization sum follows

$$\sum_{\lambda=1,2} \epsilon_\mu(\lambda) \epsilon_\nu^*(\lambda) = -g_{\mu\nu} - \frac{\tilde{k}_\mu \tilde{k}_\nu^*}{|\tilde{k} \cdot n|^2} + \frac{n_\mu \tilde{k}_\nu^*}{(\tilde{k} \cdot n)^*} + \frac{(n_\nu \tilde{k}_\mu^*)^*}{\tilde{k} \cdot n}, \quad (2.16)$$

where $n = (1, 0, 0, 0)$. The spin sum of the spinors are given by

$$\sum_{\text{spin}} u(p) \bar{u}(p) = \not{p} + m, \quad (2.17a)$$

$$\sum_{\text{spin}} v(p) \bar{v}(p) = \not{p} - m. \quad (2.17b)$$

- Ward identity

The momentum dependence of the $ee\gamma$ vertex (2.15) gives rise to a somewhat different form of the Ward identity. Taking account of the complex parameter \tilde{k}_μ as the “momentum” of the photon, we find that there are two expressions of the Ward identity corresponding to the incoming and the outgoing photons:

$$-i\tilde{k}_\mu \Gamma^\mu = S_F^{-1}(p+k) - S_F^{-1}(p), \quad (2.18a)$$

$$+i\tilde{k}_\mu^* \Gamma^\mu = S_F^{-1}(p-k) - S_F^{-1}(p), \quad (2.18b)$$

where (2.18a) and (2.18b) correspond to the vertices shown in Fig. 2(a) and 2(b), respectively. Owing to these Ward identities, we understand that the effective 4D QED having dynamically generated spatial dimension is manifestly gauge invariant, even though it violates the Lorentz invariance.

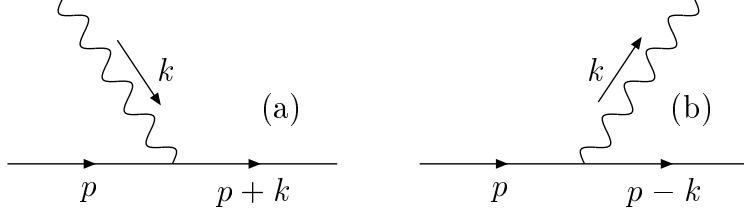


Figure 2: The $ee\gamma$ vertices corresponding to the Ward identities in eq. (2.18a) (a) and in eq. (2.18b) (b).

3 $e^+e^- \rightarrow \gamma\gamma$ in the effective 4D QED

In this section, we study the annihilation process $e^+e^- \rightarrow \gamma\gamma$ taking account of the discrete third spatial dimension. As is shown in the previous section, the usual 4D QED is restored in the continuum limit of the third spatial dimension, or the $a \rightarrow 0$ limit. It is interesting, however, to examine how the differential cross section of the process is modified for the finite size of the interval parameter a , since a is small but non-vanishing in the effective 4D QED. The presence of the finite a leads to the explicit violation of the Lorentz invariance in 4D, but the evidence of the Lorentz symmetry violation has not been found yet. Therefore, we have to restrict our study to a small non-vanishing a . Furthermore, we take the massless electron limit for simplicity. In this limit, the gauge invariance requires the elimination of the part of the $ee\gamma$ vertex function (2.15) not proportional to γ_3 . Then, the Ward identity of the massless case is available in the original form (2.18). For the incoming photon with the momentum k , the vertex function in the massless limit is given by

$$\Gamma^\mu = \left\{ \gamma^i, \gamma^3 \frac{1}{2} \left(e^{-ip_3 a} + e^{+i(p_3 + k_3)a} \right) \right\}. \quad (3.1)$$

As is similar to the usual QED, there are t - and u -channel diagrams in the process $e^+e^- \rightarrow \gamma\gamma$. The Feynman diagrams for both channels are shown in Fig. 3. The total amplitude is given by

$$iM = (M^{\mu\nu}(t) + M^{\mu\nu}(u)) \epsilon_\mu^*(p') \epsilon_\nu^*(k'), \quad (3.2)$$

where $M^{\mu\nu}(t)$ and $M^{\mu\nu}(u)$ are the t - and u -channel amplitudes without the photon polarization vectors, respectively, and are found to be

$$M^{\mu\nu}(t) \equiv -e^2 \bar{v}(\tilde{p}) \Gamma^\mu S_F(k - k') \Gamma^\nu u(\tilde{k}), \quad (3.3a)$$

$$M^{\mu\nu}(u) \equiv -e^2 \bar{v}(\tilde{p}) \Gamma^\nu S_F(k - p') \Gamma^\mu u(\tilde{k}). \quad (3.3b)$$

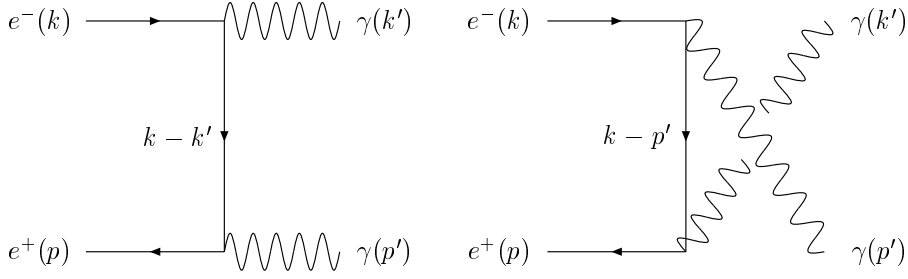


Figure 3: Feynman diagrams for the annihilation process $e^+e^- \rightarrow \gamma\gamma$. The t -channel and the u -channel diagrams are shown in (a) and (b), respectively.

From the gauge invariance, the following relations hold as in the usual QED when we employ \tilde{p}' and \tilde{k}' as the photon “momentum”

$$\tilde{p}_\mu'^* (M^{\mu\nu}(t) + M^{\mu\nu}(u)) = \tilde{k}_\nu'^* (M^{\mu\nu}(t) + M^{\mu\nu}(u)) = 0. \quad (3.4)$$

In practice, we take a small a limit. Namely, we expand the photon momentum (2.12), the electron momentum (2.14a) and the $ee\gamma$ vertex function (3.1) in the parameter a , and consistently drop the higher order terms in the amplitudes. Then, in the center-of-mass (CM) system, the squared amplitude is given by

$$\begin{aligned} |M|^2 = & 2e^4 \left(\frac{1 + \cos \theta}{1 - \cos \theta} + \frac{1 - \cos \theta}{1 + \cos \theta} \right) \\ & + e^4 \frac{sa^2}{48} \left\{ \frac{1}{1 - \cos \theta} (24 - 36 \cos \theta - 6 \cos^2 \theta + 19 \cos^3 \theta - 8 \cos^4 \theta) \right. \\ & \quad \left. + \frac{1}{1 + \cos \theta} (24 + 36 \cos \theta - 6 \cos^2 \theta - 19 \cos^3 \theta - 8 \cos^4 \theta) \right\} \\ & + \frac{1}{2} e^4 sa^2 \frac{\cos^4 \theta}{1 - \cos^2 \theta}, \end{aligned} \quad (3.5)$$

where θ denotes the scattering angle defined as in Fig. 4. The first line in r.h.s. is consistent with the usual QED, while the other lines correspond to the correction terms due to the latticized dimension. The second and third lines are found from the t - and u -channel diagrams, respectively, while the last line is the interference of the two diagrams, which must be absent in the usual QED. In the usual QED, it is well known that the squared amplitude of the u -channel diagram in the CM system is obtained from that of the t -channel diagram, by replacing the scattering angle $\cos \theta$ by $-\cos \theta$ (see, the first line in (3.5)). We find that the correction terms of t -channel (second line) and u -channel (third line) also satisfy this kinematical relation. Therefore, the squared amplitude in (3.5) is symmetric under the

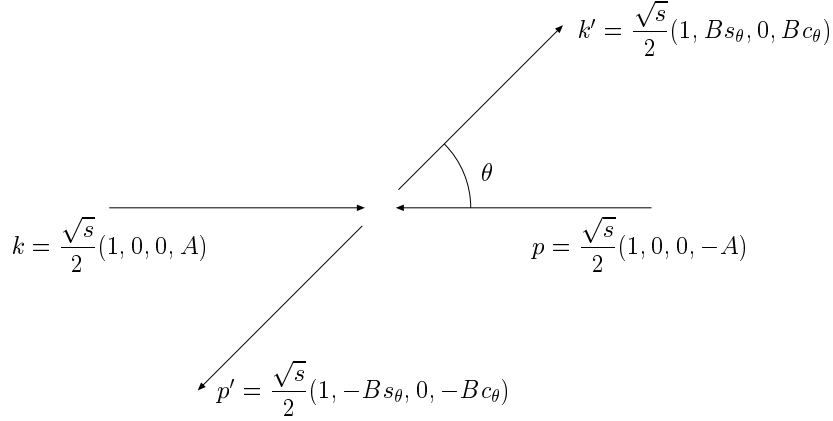


Figure 4: Momentum assignment of the process $e^+e^- \rightarrow \gamma\gamma$ in the CM system. The parameters A and B account for the change of the dispersion relation in this model. The explicit forms of them are given in eq. (3.7).

replacement of θ by $\pi - \theta$, showing that there is no parity violation in the effective 4D QED.

As is shown previously, the dispersion relations between the energy and the momentum for photon and electron take the different forms due to the finite interval parameter a . This tells us that the assignment of the four momenta in a specific frame is affected by the finite a parameter. In Fig. 4, we show the momentum configuration in the CM system explicitly. The four momenta receive the following corrections due to the finite a parameter:

$$k = \frac{\sqrt{s}}{2}(1, 0, 0, A), \quad (3.6a)$$

$$p = \frac{\sqrt{s}}{2}(1, 0, 0, -A), \quad (3.6b)$$

$$k' = \frac{\sqrt{s}}{2}(1, Bs_\theta, 0, Bc_\theta), \quad (3.6c)$$

$$p' = \frac{\sqrt{s}}{2}(1, -Bs_\theta, 0, -Bc_\theta), \quad (3.6d)$$

where A and B are defined as

$$A \equiv 1 + \frac{sa^2}{24}, \quad (3.7a)$$

$$B \equiv 1 + \frac{1}{4} \frac{sa^2}{24} \cos^4 \theta. \quad (3.7b)$$

Accordingly, the finite a corrections appear in the beam flux factor and in the phase space integration in the CM system. Taking account of eqs. (3.6) and (3.7),

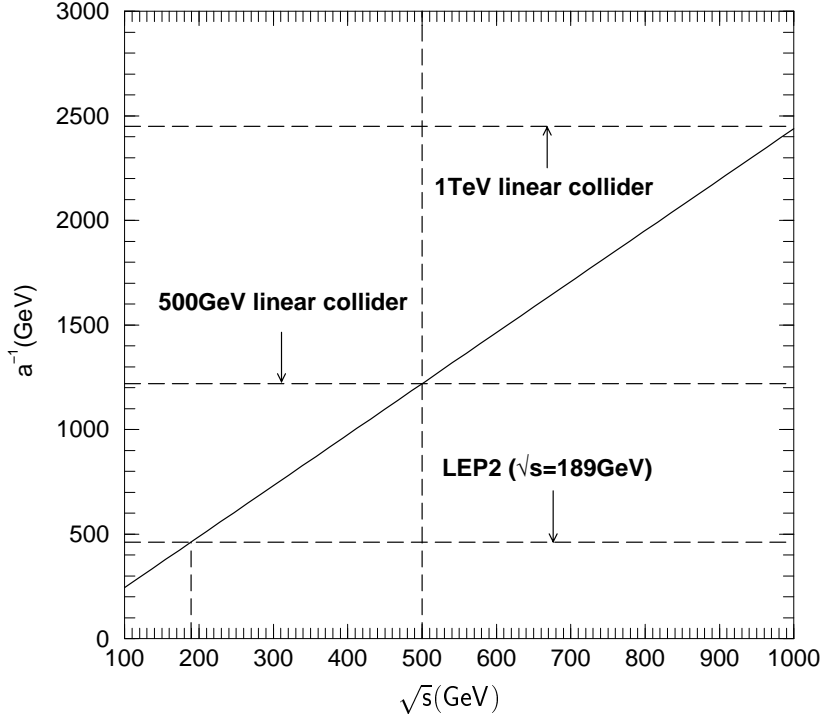


Figure 5: The upper bound of the interval parameter a as a function of \sqrt{s} , obtained from the total cross section of the process $e^+e^- \rightarrow \gamma\gamma$. We assume that the cross section normalized by the QED prediction can be measured in the 5% accuracy. The bottom horizontal line denotes the constraint on a^{-1} from the LEP2 experiments. The middle horizontal line is the expected lower bound on a^{-1} at 500GeV e^+e^- linear collider, while the top horizontal line corresponds to the bound on a^{-1} at 1TeV e^+e^- linear collider.

the differential cross section of the process $e^+e^- \rightarrow \gamma\gamma$ in the CM system are given by

$$\frac{d\sigma}{d\Omega} = \frac{1}{64\pi^2 s} \left\{ 1 + \frac{a^2 s}{96} (\cos^4 \theta + 16 \cos^2 \theta + 12) \right\} |M|^2. \quad (3.8)$$

The total cross section of $e^+e^- \rightarrow \gamma\gamma$ has been measured at LEP2 [11], in which the experiment has been done for the scattering angle $|\cos \theta| < 0.9$. We find the total cross section within this range of $\cos \theta$ as

$$\frac{\sigma}{\sigma_{\text{QED}}} \approx 1 + 0.30 s a^2, \quad (3.9)$$

where the cross section in QED is given by

$$\sigma_{\text{QED}} = 4.09 \frac{\pi \alpha^2}{s}. \quad (3.10)$$

In ref. [11], the total cross section is measured at $\sqrt{s} = 189\text{GeV}$. When the measured total cross section is normalized by the QED prediction, the error is about 5% [11]. Then it constrains the parameter a as

$$\begin{aligned} 0.30sa^2 &\lesssim 0.05 \quad \text{for } \sqrt{s} = 189\text{GeV} \\ \implies 1/a &\gtrsim 461\text{GeV}. \end{aligned} \tag{3.11}$$

From its dimensionality, the parameter a always appears as a product with the CM energy (\sqrt{s}) and the correction to the physical observables appears in $\mathcal{O}(sa^2)$. This is because $a \rightarrow -a$ means the parity transformation $p_3 \rightarrow -p_3$ which is kept invariant in this effective 4D QED. Then, the constraint on the a -parameter will be much stronger than (3.11) as the beam energy increases if the cross section is measured as precisely as the LEP2 experiment [11]. We show in Fig. 5 the parameter a^{-1} in the unit of GeV as a function of the beam energy $\sqrt{s}(\text{GeV})$. In the figure, we assume that the experimental error of the total cross section normalized by the QED prediction is 5%. The bottom horizontal line in the figure corresponds to the lower bound on a^{-1} from the LEP2 experiment performed at $\sqrt{s} = 189\text{GeV}$, eq.(3.11). As is mentioned, the lower bound on a^{-1} significantly increases for the higher \sqrt{s} . We show the middle and the top horizontal lines as the expected constraints on a^{-1} from the future e^+e^- linear collider at $\sqrt{s} = 500\text{GeV}$ and 1TeV , respectively. The constraint on the parameter a is found to be $1/a \gtrsim 1.2\text{TeV}$ at the 500GeV linear collider, while the 1TeV linear collider will cover the a parameter less than $(2.4\text{TeV})^{-1}$. In this paper, the beam axis of electron and positron is taken along the discretized third spatial axis. The dependence of the total cross section on the beam axis may exist, providing an interesting test of our model.

4 Summary

We have studied the 4D QED in which the third spatial dimension is dynamically generated owing to the mechanism of the certain fermion-pair condensation proposed in ref. [1]. The direct consequence of employing this mechanism is that the dynamically generated extra dimension is discretized by the interval parameter a . We have derived the effective 4D QED action explicitly, and shown the Feynman rules. They take different forms from those in the usual QED due to the latticized fourth dimension. Taking account of the discrete third spatial dimension, we examined the QED process $e^+e^- \rightarrow \gamma\gamma$ and found the quantitative constraint on the interval parameter a from the LEP2 experiment. The constraint on the interval

parameter is found to be $1/a \gtrsim 461\text{GeV}$, and the constraint will be stronger at future e^+e^- linear collider. If the linear collider could measure the total cross section of the process as accurately as in LEP2, the size of the lattice in the third spatial dimension will be bound as: $1/a \gtrsim 1.2\text{TeV}$ for $\sqrt{s} = 500\text{GeV}$ and $1/a \gtrsim 2.4\text{TeV}$ for $\sqrt{s} = 1\text{TeV}$.

The finite size of a modifies the dispersion relation, which indicates the violation of the Lorentz invariance. The possibility of violating the Lorentz symmetry has been examined, and two phenomena difficult to explain in modern astrophysics, such as the ultra high-energy cosmic rays beyond the GZK cut-off of 10^{20}eV , and 20TeV γ -ray from the active galaxy of Markarian 501, may be understood by the Lorentz symmetry violation [12]. The interpretation of these problems in the framework of our model will be done elsewhere [13].

Acknowledgements

This work is supported in part by the Grant-in-Aid for Science Research, Ministry of Education, Science and Culture, Japan (No.13740149 for G.C.C. and No.11640262 for A.S.).

References

- [1] N. Arkani-Hamed, A. G. Cohen and H. Georgi, Phys. Rev. Lett. **86**, 4757 (2001).
- [2] C. Csaki, G. D. Kribs and J. Terning, Phys. Rev. D **65**, 015004 (2002);
H. C. Cheng, K. T. Matchev and J. Wang, Phys. Lett. B **521**, 308 (2001);
P. H. Chankowski, A. Falkowski and S. Pokorski, hep-ph/0109272.
- [3] N. Arkani-Hamed, A. G. Cohen and H. Georgi, Phys. Lett. B **513**, 232 (2001);
H. J. He, C. T. Hill and T. M. Tait, hep-ph/0108041.
- [4] C. Csaki, J. Erlich, C. Grojean and G. D. Kribs, Phys. Rev. D **65**, 015003 (2002);
H. C. Cheng, D. E. Kaplan, M. Schmaltz and W. Skiba, Phys. Lett. B **515**, 395 (2001);
T. Kobayashi, N. Maru and K. Yoshioka, hep-ph/0110117.
- [5] A. Sugamoto, to appear in Prog. Theor. Phys. **107** (2002) (hep-th/0104241).

- [6] C. T. Hill, S. Pokorski and J. Wang, Phys. Rev. D **64**, 105005 (2001).
- [7] M. Bander, Phys. Rev. D **64**, 105021 (2001).
- [8] M. Alishahiha, Phys. Lett. B **517**, 406 (2001).
- [9] K. G. Wilson, "Quarks and Strings on a Lattice", Erice Lecture Notes, 1975, CLNS-321 (1975).
- [10] H. B. Nielsen and M. Ninomiya, Phys. Lett. B **105**, 219 (1981).
- [11] G. Abbiendi *et al.* [OPAL Collaboration], Phys. Lett. B **465**, 303 (1999).
- [12] S. R. Coleman and S. L. Glashow, Phys. Rev. D **59**, 116008 (1999);
 G. Amelino-Camelia and T. Piran, Phys. Rev. D **64**, 036005 (2001);
 L. Gonzalez-Mestres, astro-ph/0011181;
 O. Bertolami, astro-ph/0012462;
 R. J. Protheroe and H. Meyer, Phys. Lett. B **493**, 1 (2000);
 T. Kifune, Astrophys. J. **518**, L21 (1999);
 H. Sato, astro-ph/0005218.
- [13] G.C. Cho, E. Izumi, A. Sugamoto and I. Watanabe, in preparation.