

Gamma ray bursts as probes of neutrino mass, quantum gravity and dark energy

Sandhya Choubey and S.F. King

*Department of Physics and Astronomy, University of Southampton,
Highfield, Southampton S017 1BJ, UK*

Abstract

We calculate the time delays of neutrinos emitted in gamma ray bursts due to the effects of neutrino mass and quantum gravity using a time dependent Hubble constant which can significantly change the naive results presented hitherto in the literature for large redshifts, and gives some sensitivity to the details of dark energy. We show that the effects of neutrino mass, quantum gravity and dark energy may be disentangled by using low energy neutrinos to study neutrino mass, high energy neutrinos to study quantum gravity, and large redshifts to study dark energy. From low energy neutrinos one may obtain direct limits on neutrino masses of order 10^{-3} eV, and distinguish a neutrino mass hierarchy from an inverted mass hierarchy. From ultra-high energy neutrinos the sensitivity to the scale of quantum gravity can be pushed up to $E_{QG} \sim 5 \times 10^{30}$ GeV. By studying neutrinos from GRBs at large redshifts a cosmological constant could be distinguished from quintessence.

1 Introduction

Gamma ray bursts (GRBs) are amongst the most distant, energetic and enigmatic astrophysical phenomena known. Understanding GRBs is arguably the most outstanding question in astronomy, and one which may be answered by a plethora of gamma ray observatories such as INTEGRAL, SWIFT and BATSE, and corresponding infrared and optical telescopes such as REM and LT [1]. It is well known that 99% of the energy of a supernova is emitted in the form of neutrinos, and therefore it is widely expected that GRBs are similarly a copious source of neutrinos which may be detected in future neutrino telescopes [2], [3], [4], [5]. Within this decade it is therefore likely that GRBs will become much better understood, and their exact nature and mechanisms which drive their internal engines will be revealed. For example it may turn out that a GRB results from the core collapse of a very massive supernova to a compact rotating black hole with the energy emitted in beamed relativistic fireball jets containing copious neutrino fluxes [6], [7], [8], [9], [10], [11]. Alternatively the GRB engine could result in the emission of beamed earth-sized cannonballs [12].

In this paper we are not concerned with detailed models of GRBs, but instead regard them as a high intensity, high energy neutrino beam with a cosmological baseline. We shall be interested in the time delay of the arrival of neutrinos as compared to low energy photons which we assume to be emitted at the same time.¹ We show that the time delay may be used as a probe of three physical effects: (i) neutrino mass, (ii) quantum gravity, (iii) dark energy. Although the first two effects have already been considered previously [2], [13], [14], [15], [16], [17], [18] there has been no study of both effects simultaneously. Moreover no studies to date have calculated time delays using a formalism which correctly takes into account the time dependence of the Hubble constant due to matter and dark energy. In our study we consider such effects and show that they can change the naive results by more than 100% for $z > 1$. For large redshifts the results for time delays due to neutrino mass and quantum gravity are sensitive to the nature of dark energy. We show that the three effects may be disentangled by using low energy neutrinos to study neutrino mass, high energy neutrinos to study quantum gravity, and using large redshifts to study dark energy, leading to the results stated in the abstract.

2 Formalism

For a neutrino of mass m and energy $E(t)$, the momentum $p(t)$ in the presence of the effects of quantum gravity with an effective energy scale E_{QG} is given to lowest order as [16]

$$p^2(t)c^2 \approx E^2(t) \left(1 - \xi \frac{E(t)}{E_{QG}} \right) - m^2c^4 \quad (1)$$

¹In practice there will be some time variation at the source which will be both energy and species dependent. Since such effects will be strongly model dependent we shall not discuss them further here. The effects we discuss may be incorporated into any particular model, and adapted to any particular search strategy such as comparing the arrival times of neutrinos of different energies for example.

where $\xi = \pm 1$. The time dependent neutrino velocity $v(t)$ is then given to lowest order in terms of the observed neutrino energy E_0 as ²

$$v(t) = \frac{\partial E(t)}{\partial p(t)} \approx c \left(1 - \frac{\epsilon_0^2}{2} \frac{a^2(t)}{a^2(t_0)} + \frac{3}{2} \xi \epsilon'_0 \frac{a(t_0)}{a(t)} \right) \quad (2)$$

where we have expanded in $\epsilon_0^2 \ll 1$ and $\epsilon'_0 \ll 1$ where

$$\epsilon_0 = \frac{mc^2}{E_0}, \quad \epsilon'_0 = \frac{E_0}{E_{QG}}. \quad (3)$$

The time-dependence of the neutrino velocity $v(t)$ arises from the expansion of the universe which redshifts the neutrino de Broglie wavelength $\lambda(t)$, and reduces their momentum and hence their velocity. The neutrino momentum $p(t)$ is related to the cosmic scale factor $a(t)$ through

$$\frac{p(t)}{p(t_0)} = \frac{\lambda(t_0)}{\lambda(t)} = \frac{a(t_0)}{a(t)} \quad (4)$$

Now suppose that low energy photons ³ and high energy neutrinos are emitted from a GRB source at time t_e and the low energy photons arrive on Earth at time t_0 while the neutrinos arrive at time t_ν . The low energy photons will travel at the speed of light c , while the high energy neutrinos will travel with time dependent velocity $v(t)$ which may be smaller than c due to the finite neutrino mass, and may be smaller or larger than c due to the dispersive effects of quantum gravity. The co-moving distance χ between the GRB source and the Earth calculated in terms of the low energy photons is given by

$$\chi = \int_{t_e}^{t_0} \frac{cdt}{a(t)} \quad (5)$$

where $a(t)$ is the cosmic scale factor. The co-moving distance χ between the GRB source and the Earth calculated using the neutrinos which travel freely with time dependent velocity $v(t)$ is

$$\begin{aligned} \chi &= \int_{t_e}^{t_\nu} \frac{v(t)dt}{a(t)} \\ &= \int_{t_e}^{t_0} \frac{v(t)dt}{a(t)} + \int_{t_0}^{t_\nu} \frac{v(t)dt}{a(t)} \end{aligned} \quad (6)$$

The co-moving distance in Eq.6 must be equal to that calculated using the low energy photons in Eq.5.

If we now assume that the neutrino velocity and the cosmic scale factor do not change much over the time scale $t_0 - t_\nu$, then equating Eq.6 to Eq.5 and using Eq.2 we find the time delay, to leading order in ϵ_0^2 and ϵ'_0 ,

$$\Delta t = t_\nu - t_0 \approx \frac{\epsilon_0^2}{2} \int_{t_e}^{t_0} \frac{a(t)}{a(t_0)} dt - \frac{3}{2} \xi \epsilon'_0 \int_{t_e}^{t_0} \frac{a^2(t_0)}{a^2(t)} dt \quad (7)$$

²Strictly E_0 is the neutrino energy at the time that the photons are observed on Earth $E_0 = E(t_0)$, but since the neutrinos arrive a short time later this is to excellent approximation equal to the observed neutrino energy.

³The photon energy is assumed to be low enough so that we can neglect the effect of quantum gravity.

The time delay in Eq.7 may be expressed in terms of an integral over redshift defined as $1 + z' \equiv a(t_0)/a(t)$, and Hubble constant defined as $H \equiv \dot{a}/a$,

$$\Delta t \approx \frac{\epsilon_0^2}{2} I_2 - \frac{3}{2} \xi \epsilon_0' I_{-1}, \quad (8)$$

where I_n are “redshift moments” of the inverse Hubble constant,

$$I_n = \int_0^z \frac{dz'}{(1+z')^n H(z')}. \quad (9)$$

It is interesting to compare the expression for the time delay in Eq.8 to the result for the total time taken T for the low energy photon to travel from the GRB source to the Earth, ⁴

$$T = t_0 - t_e = I_1, \quad (10)$$

It is also interesting to compare to the result for the proper distance D of the GRB source to the Earth at the photon arrival time, ⁵

$$D = a(t_0)\chi = cI_0. \quad (11)$$

The upper limit of the integrals in Eq.9 z represents the redshift of the GRB source, where $1 + z = a(t_0)/a(t_e)$, and the Hubble constant $H(z)$ for a flat universe is given by

$$H^2(z)/H_0^2 = \Omega_M(1+z)^3 + \Omega_{DE}e^{I(z)} \quad (12)$$

where

$$I(z) = 3 \int_0^z (1+w(z')) \frac{dz'}{1+z'} \quad (13)$$

where the equation of state for the dark energy w , defined as the ratio of its pressure to its density $w \equiv p/\rho$, in quintessence models has a redshift dependence. For constant w we have

$$H^2(z)/H_0^2 = \Omega_M(1+z)^3 + \Omega_{DE}(1+z)^{3(1+w)} \quad (14)$$

and for a cosmological constant Λ with $w = -1$ and $\Omega_{DE} = \Omega_\Lambda$ this reduces to,

$$H^2(z)/H_0^2 = \Omega_M(1+z)^3 + \Omega_\Lambda. \quad (15)$$

We take the ratio of matter (M) density to critical density to be $\Omega_M \approx 0.3$, the ratio of dark energy (DE) density to critical density to be $\Omega_{DE} \approx 0.7$ and the Hubble constant to be $H_0 \approx 70 \text{ km s}^{-1} \text{ Mpc}^{-1}$.

⁴The time T represents how far back in time the GRB took place. As $z \rightarrow \infty$, $T \rightarrow T_0$ where T_0 is the age of the universe.

⁵ D represents the actual distance of the GRB from the Earth as measured now. As $z \rightarrow \infty$, $D \rightarrow H_D$ where H_D is the horizon distance that light could have travelled since the beginning of the universe, which represents the size of the observable universe.

Note that in the matter dominated limit ($\Omega_M = 1$, $\Omega_{DE} = 0$) considered in [17] our expression for the time delay in Eq.8 reduces to

$$\Delta t \approx \frac{\epsilon_0^2}{5H_0} \left[1 - \frac{1}{(1+z)^{5/2}} \right] - \frac{3\xi\epsilon_0'}{H_0} [(1+z)^{1/2} - 1] \quad (16)$$

The time delay due to quantum gravity effects given by the second term in Eq.16 differs from than that quoted in [17] by a factor of $(1+z)$ in the integrand which should be present to properly take into account the expansion of the universe.

We shall consider three different cosmological models which were recently parametrised in [19]: cosmological constant (CONST) with potential $V \sim \Lambda^4$; supergravity (SUGRA) inspired quintessence field (Q) model with potential $V(Q) \sim 1/Q^{11}e^{Q^2/2}$; inverse (INV) power law quintessence field (Q) model with potential $V(Q) \sim 1/Q^6$. The equation of state $w(z)$ for the SUGRA and INV models does not have a simple analytic form, but it may be parametrised as discussed in [19], and we shall use the parametrisation given there in this paper. Each of these models has $w(z)$ which varies with z in such a way as to lead to a “tracking” behavior. This implies in particular that the value of the dark energy density remains of the same order as the matter density for large redshifts. By comparison the ratio of the cosmological constant energy density to the matter density falls as $1/(1+z)^3$ and rapidly becomes negligible at large redshifts.

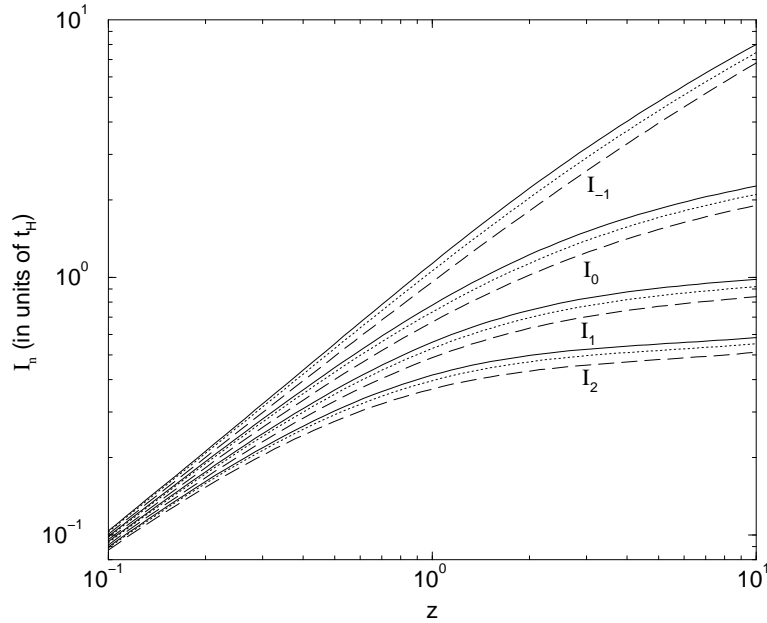


Figure 1: The integrals I_n in units of the Hubble time $t_H \approx 14$ billion years as a function of the red shift z for three different cosmological models: CONST (solid), SUGRA quintessence (dots), INV quintessence (dashes). I_0 is the distance of the GRB in light years, I_1 is the date (years B.C.) that the GRB exploded, I_2 is used to calculate the photon-neutrino time delay Δt due to neutrino mass, and I_{-1} is used to calculate the time difference due to quantum gravity effects as discussed in the text.

In Figure 1 we calculate I_n in Eq.9 for $n = -1, 0, 1, 2$ in units of the Hubble time $t_H = 1/H_0 \approx 14$ Gyr as a function of redshift z for the three different cosmological models CONST, SUGRA, INV defined above. The physically relevant quantities D , T and Δt are simply related to I_0 , I_1 , I_2 and I_{-1} as shown in Eq.11,10,8. Figure 1 shows that as n increases I_n becomes increasingly insensitive to redshift (flatter curves) and to the particular cosmological model (closer spacing between solid, dotted and dashed curves) at large redshift. Both effects can be simply understood as being due to the factor of $(1+z')^n$ in the denominator which tends to suppress the contributions from the higher redshift parts of the integration region for larger n . The difference between the curves for I_0 and those for I_{-1} , I_2 in Figure 1 represents the error that would be made if the time delay were calculated using the naive formula

$$\Delta t^{\text{naive}} \approx \left(\frac{\epsilon_0^2}{2} - \frac{3}{2} \xi \epsilon'_0 \right) \frac{D}{c} \approx \left(\frac{\epsilon_0^2}{2} - \frac{3}{2} \xi \epsilon'_0 \right) I_0 \quad (17)$$

which ignores the effect of neutrino redshift as has been done up till now in the literature rather than the correct formula for Δt in Eq.8. For $z = 1$ the error incurred by using the naive formula can clearly be seen to be of order 100%, with the error rapidly growing for larger redshifts. It is also clear from Figure 1 that there is some sensitivity to the nature of dark energy for large redshifts.

3 Results

Figure 2 shows the time delays of the neutrinos against observed neutrino energy E_0 for a fixed GRB redshift of $z = 1$ and assuming the cosmological constant model. In each panel the downward sloping dotted lines give the time delay due to the effect of neutrino mass which in the upper panels is chosen to be $m = 0.05$ eV corresponding to the “atmospheric neutrino mass” defined as the square root of the atmospheric mass squared splitting [20], and in the lower panels we take $m = 0.005$ eV corresponding to the “solar neutrino mass” which is the square root of the large mixing angle solar mass squared splitting [21, 22]. To probe neutrino mass corresponding to the solar scale the detector has to observe neutrinos with $E_0 \sim \text{few } 10 \text{ MeV}$ with time sensitivity of a few milliseconds. The time delays corresponding to the atmospheric scale are higher and should be easier to detect in the planned neutrino telescopes.

The upward sloping dashed lines show the gravitationally induced time delay of the neutrinos. The upper panels give the time delay when the quantum gravity energy scale corresponds to the Planck scale. The lower panels are for the case where the quantum gravity corrections become important at 10^{22} GeV. The left panels have $\xi = +1$ corresponding to a negative time delay due to quantum gravity which tends to cancel with the positive time delay from the effect of neutrino mass. For this case the higher energy neutrinos arrive before the lower energy photons. In the figure we have plotted the absolute value of the difference between their arrival times. The right panels have $\xi = -1$ corresponding to a positive time delay due to quantum gravity which reinforces the positive time delay from the effect of neutrino mass. For both the cases we observe that the quantum gravity effects become very important for neutrinos arriving with energies greater than a few GeV. The ultra high energy neutrinos travelling cosmological distances can put severe

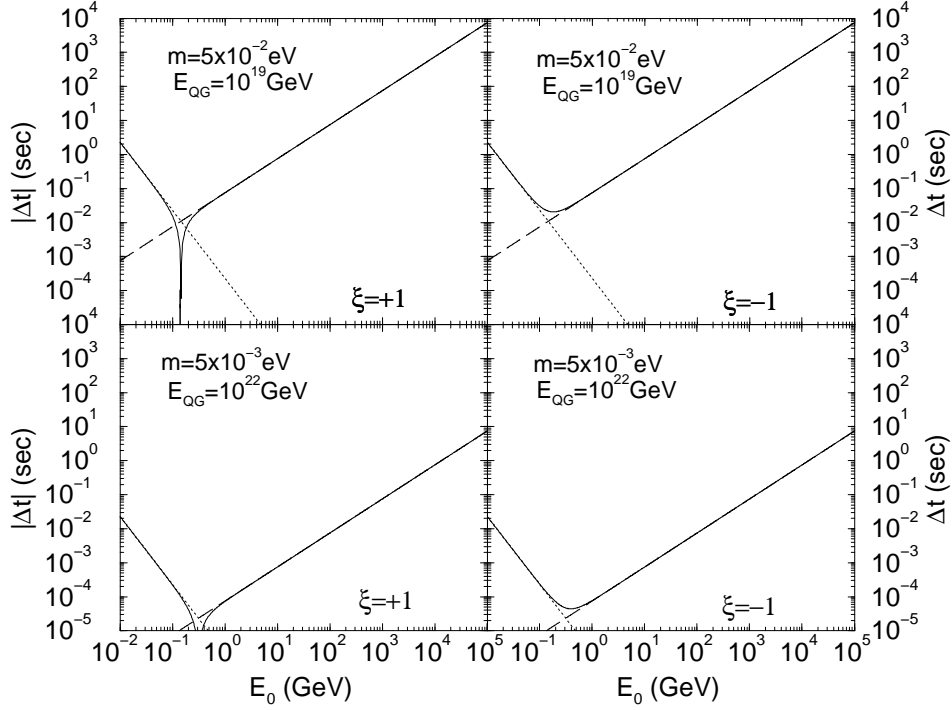


Figure 2: Time delay Δt due to the effect of both neutrino mass and quantum gravity against observed neutrino energy E_0 for $z \sim 1$ for the cosmological constant model.

constraints on E_{QG} . Note that the arguments in [18] suggest that fermions travel more slowly than c and hence that $\xi = -1$.

The solid lines in the figure show the time delay of the neutrinos due to the sum of the dotted and dashed lines when both the effects are present. For the case where $\xi = +1$ the two effects can cancel each other when from Eq.8 we have $\Delta t = 0$ which occurs at an energy

$$E'_0 = \left(\frac{m^2 E_{QG}}{3} \frac{I_2}{I_{-1}} \right)^{\frac{1}{3}}. \quad (18)$$

For $\xi = -1$ even though the two effects reinforce each other, we see from Eq.8 and fig. 2 that the minima in Δt comes at exactly the same energy.

Figure 2 shows that time delay due to neutrino mass is important for the lower energy neutrinos with $E_0 < E'_0$, while the time delay due to quantum gravity effects is important for the higher energy neutrinos with $E_0 > E'_0$. This enables the two effects to be disentangled and treated separately.

3.1 Neutrino Mass Limits from Low Energy Neutrinos

In this section we shall focus on neutrino events with energy $E_0 < E'_0$ in order to put limits on m . This implies that neutrinos with energies less than ~ 100 MeV can be effectively used to study

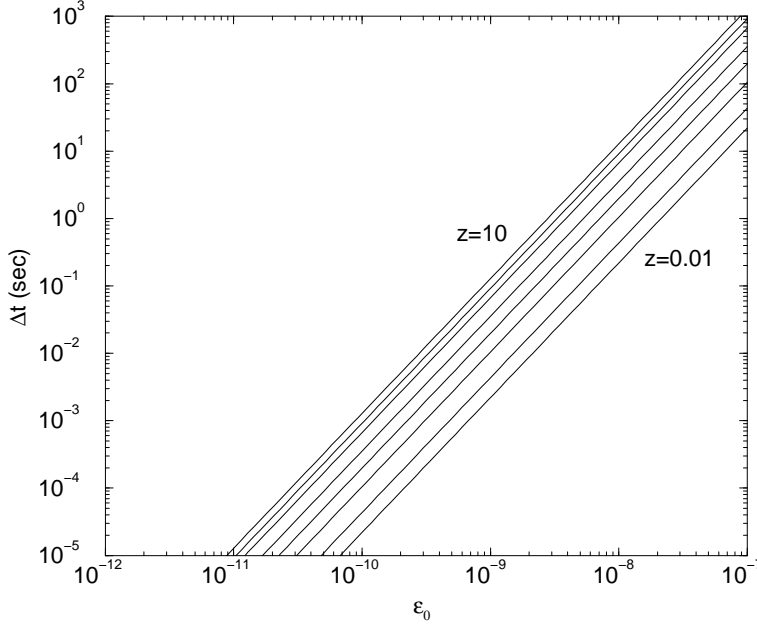


Figure 3: Photon-neutrino time delay Δt in seconds as a function of $\epsilon_0 = mc^2/E_0$ for redshift $z = 0.01, 0.02, 0.05, 0.1, 0.2, 0.5, 1, 10$, assuming the cosmological constant model and taking $\epsilon'_0 = 0$.

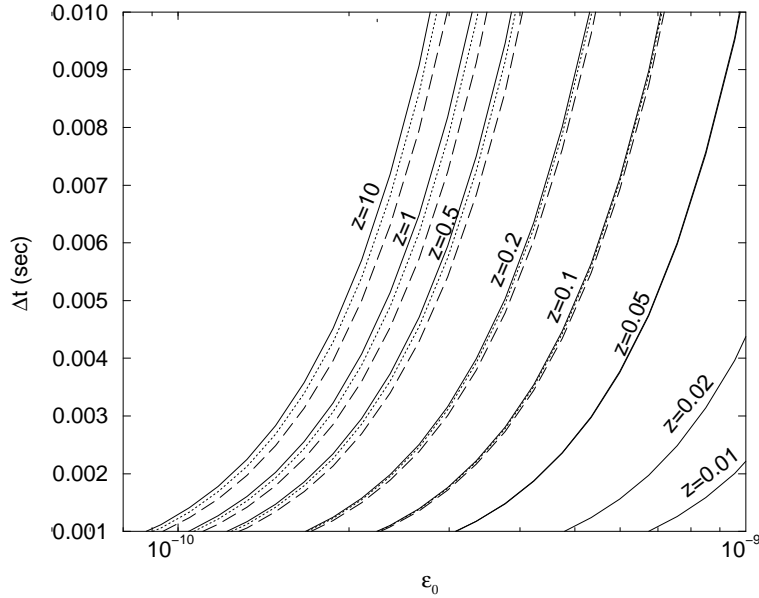


Figure 4: Variation in photon-neutrino time delay Δt in the millisecond region with $\epsilon_0 = mc^2/E_0$ for red shift of $z = 0.01, 0.02, 0.05, 0.1, 0.2, 0.5, 1, 10$, for the three different cosmological models (taking $\epsilon'_0 = 0$): CONST (solid), SUGRA quintessence (dots), INV quintessence (dashes).

their mass. Thermal neutrinos with energies between $10 - 100$ MeV are expected to be produced in GRBs [2, 4]. Thermal neutrinos, coming from GRBs which are energetic enough, which are not very far away and which are probably beamed towards the Earth, should be detectable in the future km^2 ice detectors like IceCube. These lowest energy neutrinos are expected to be detected via $\bar{\nu}_e + p \rightarrow n + e^+$ where the positrons lead to an increase in the low PMT noise. This detection method which forms part of a Supernova Early Warning System may also be used to detect low energy neutrinos from GRB's [2, 4].

In Figure 3 we show the time delay Δt in seconds as a function of $\epsilon_0 = mc^2/E_0$ for redshift $z = 0.01, 0.02, 0.05, 0.1, 0.2, 0.5, 1, 10$, for the cosmological constant model. In this figure we assume that the neutrino energy satisfies $E_0 < E'_0$ so that the effects of quantum gravity can be neglected and hence we can set $\epsilon'_0 = 0$. For a fixed redshift the time delay increases as $\epsilon_0^2 = m^2 c^4/E_0^2$ giving larger time delays for more massive neutrinos and lower observed energies, as seen in Figure 2. We are interested in measuring the smallest neutrino masses, which for a fixed ϵ_0 corresponds to the smallest observed energies E_0 and the smallest time delays. Since the neutrinos are released from the GRB in bursts on the time scale of milliseconds, the smallest time delays that are meaningful will also be milliseconds and from the figure this corresponds to $\epsilon_0 = mc^2/E_0 \sim 10^{-10}$. For the lowest detectable energy neutrinos of $E_0 \sim 10\text{MeV}$, $\epsilon_0 \sim 10^{-10}$ corresponds to neutrino masses of $m \sim 10^{-3}\text{eV}$. In order to discuss the limits on neutrino masses in more detail we must focus on the millisecond region of this plot.

In Figure 4 we show a blow-up of Figure 3 in the important millisecond region. We have also included the effect of different cosmological models in this figure, which can be important for high redshifts. From Figure 4 we see that time delays of 10^{-3}s correspond to $\epsilon_0 = 7 \times 10^{-10} - 8 \times 10^{-11}$, over a range of redshift $z = 0.01 - 10$. For the lowest energy neutrinos of $E_0 \sim 10\text{MeV}$ this range of ϵ_0 corresponds to a range of neutrino masses of $m = 7 \times 10^{-3} - 8 \times 10^{-4}\text{eV}$. Although the smallest neutrino masses are associated with the highest redshifts the number of events expected in the detector falls sharply with increasing redshift. Since I_{-1} is not very sensitive to z beyond $z \sim 1$, the fall in the number of events with distance is more acute than the rise in the time delay, and hence GRBs at lower values of redshift would be better suited for determination of the neutrino mass.

In addition to being sensitive to the absolute masses of all the three neutrino states, GRB neutrinos have the potential to probe the mass hierarchy as well. Though from solar neutrino data we know that the sign of $\Delta m_{21}^2 \equiv \Delta m_{\odot}^2$ is positive [21, 22] ($\Delta m_{ij}^2 = m_i^2 - m_j^2$), there is still an ambiguity in the sign of $\Delta m_{32}^2 \equiv \Delta m_{\text{atm}}^2$. It would be hard to determine the sign of Δm_{32}^2 in any of the current and planned long baseline oscillation experiments and only a neutrino factory would be able to resolve this ambiguity. The delay in arrival times for the neutrinos can in principle be used to determine the neutrino mass hierarchy. Neutrinos arrive in three bunches corresponding to the three mass eigenstates. The neutrinos are detected via the electron antineutrino reaction, so for each mass eigenstate we must multiply the detection rate by the probability $|U_{ei}|^2$ that the mass eigenstate corresponding to the mass m_i contains an electron antineutrino. Since $|U_{e3}|^2$ is small m_3 will have the smallest component of electron antineutrino and hence smallest number of events at the detector. In practice the states with mass m_1 and m_2 may be most easily detectable since $|U_{e1}|^2$ and $|U_{e2}|^2$ are not too small. The heaviest mass eigenstate will arrive last and have the largest time delay. In hierarchical models the heaviest mass is m_3 while in models with inverted

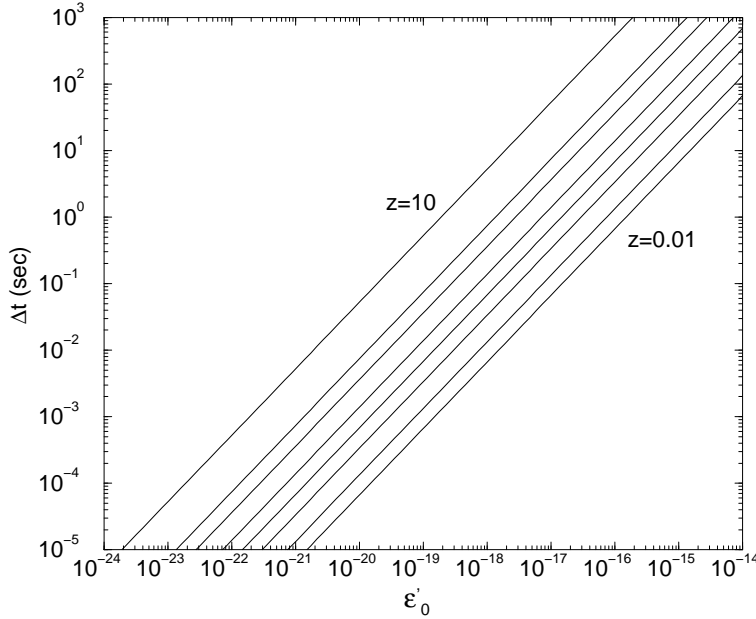


Figure 5: Photon-neutrino time delay Δt in seconds as a function of $\epsilon'_0 = E_0/E_{QG}$ for redshift $z = 0.01, 0.02, 0.05, 0.1, 0.2, 0.5, 1, 10$, assuming the cosmological constant model and taking $\epsilon_0 = 0$.

mass hierarchy m_3 is the lightest. So depending on whether fewer events are detected for the neutrinos which arrive last (earliest) it would in principle be possible to conclude that the mass hierarchy is normal (inverted).

3.2 Quantum Gravity Limits from High Energy Neutrinos

The dispersion of velocity due to quantum gravity effects leading to delay in arrival times of the neutrinos is most significant at the higher energy end of the GRB neutrino spectrum, as evident from Figure 2. In fact for a given neutrino mass m , all neutrinos with energy $E_0 > E'_0$ can be used to put limits on the scale of quantum gravity E_{QG} . Since neutrinos with a wide range of energies from $1 - 10^9$ GeV are expected to be produced in GRB fireball [6, 7, 8, 9, 10], the detection of their time delays is the most powerful method of studying/constraining models which predict dispersion relations given by Eq.1.

In this section we therefore focus on neutrinos with energy $E_0 > E'_0$ in order to set limits on the quantum gravity scale. Figure 5 shows the time delay expected as a function of $\epsilon'_0 = E_0/E_{QG}$ for redshifts of 0.01, 0.02, 0.05, 0.1, 0.2, 0.5, 1 and 10, assuming the cosmological constant model and also that $E_0 > E'_0$ so that we can set $\epsilon_0 = 0$. As also seen in Figure 2 the time delays in Figure 5 increase linearly with energy and hence with ϵ'_0 . The time delay also increases significantly with the redshift z as I_2 has a sharp z dependence. Since we want to restrict ourselves to minimum time delays of a millisecond, which corresponds to the variability time of the GRBs, we show in Figure 6 the blow up of the region with $\Delta t \sim 10^{-3}$ seconds. We also show the effect of the different cosmological models on time delays on the same plot. For $z = 0.01 - 10$ the range of ϵ'_0 which

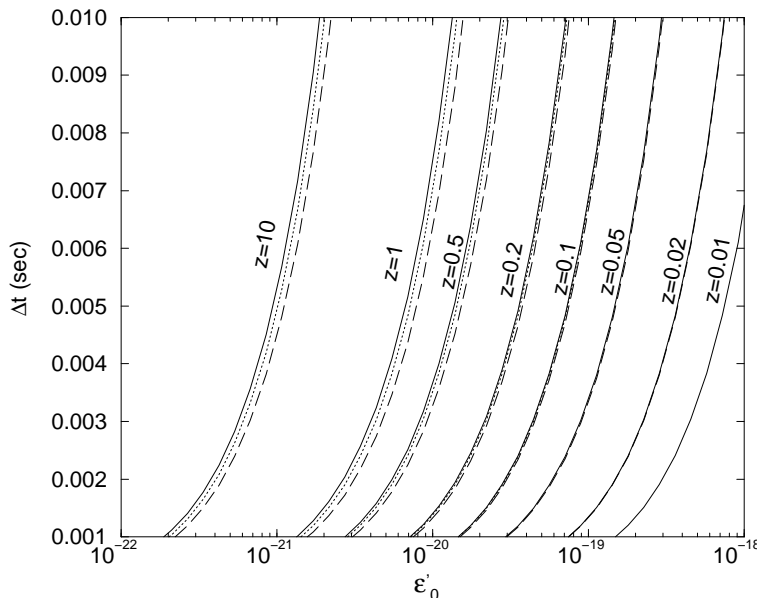


Figure 6: Variation in the quantum gravity induced time delay Δt in the millisecond region with $\epsilon'_0 = E_0/E_{QG}$ for red shift of $z = 0.01, 0.02, 0.05, 0.1, 0.2, 0.5, 1, 10$, for the three different cosmological models (taking $\epsilon_0 = 0$): CONST (solid), SUGRA quintessence (dots), INV quintessence (dashes).

would give $\Delta t \leq 10^{-3}$ seconds is $\epsilon'_0 \leq 1.5 \times 10^{-19} - 2 \times 10^{-22}$. For the highest energy neutrinos with $E_0 \sim 10^9$ GeV expected from the GRB, this would translate into $E_{QG} \geq 6 \times 10^{28} - 5 \times 10^{30}$ GeV. This should be compared with the bounds set by the time delays of the photons observed from GRBs [13] where the tightest limit obtained is $E_{QG} \geq 8.3 \times 10^{16}$ GeV [15]. Bounds on E_{QG} from non-observation of dispersion effects of the quantum space-time foam in neutrino oscillations experiments is slightly stronger with $E_{QG} \gtrsim 10^{22}$ GeV [23]. This upper limit maybe improved in the forthcoming long baseline experiments using neutrino superbeams. But it should be noted that this effect will show up in neutrino oscillations only if the dispersion due to quantum gravity is flavor dependent. However the method using time delays will be sensitive even if the effect is flavor independent. Thus the observation of time delays of GRB neutrinos is the most promising way of phenomenologically testing quantum gravity.

3.3 Dark Energy Limits from High Redshift Events

Different dark energy models give different values for the Hubble constant $H(z)$ at a given redshift. This can have significant impact on the time delays. Since the difference in $H(z)$ is maximum at the highest redshifts, we have to look at time delays of neutrinos coming from the farthest GRB events to probe dark energy. Since from Figure 1 we see that $I_2(z)$ has a much better sensitivity to dark energy than $I_{-1}(z)$, time delays arising from quantum gravity would be a better probe for the different cosmological models. Hence it is the ultra high energy neutrinos which would be potentially more sensitive. In Figure 7 we show a further blow-up of the time delay plot due to

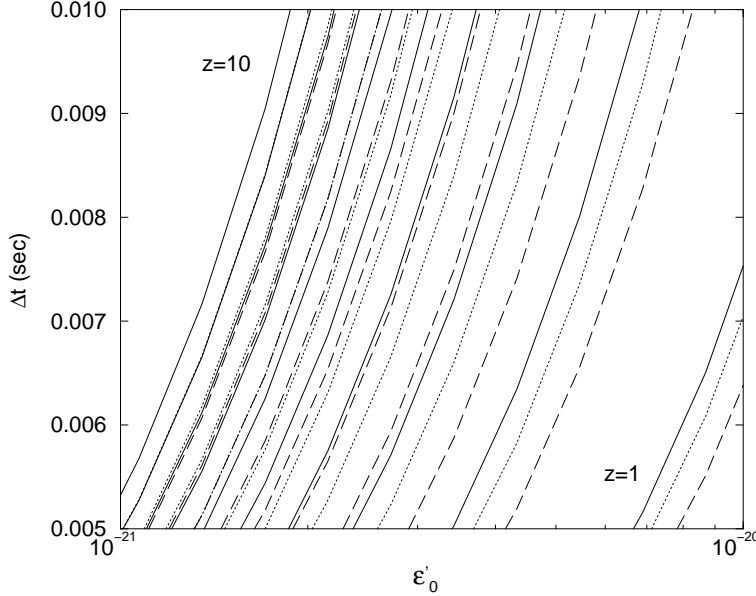


Figure 7: Variation in the quantum gravity induced time delay Δt in the millisecond region with $\epsilon'_0 = E_0/E_{QG}$ for high red shifts of $z = 1, 2, 3, 4, 5, 6, 7, 8, 9, 10$ (from right to left) for the three different cosmological models (taking $\epsilon_0 = 0$): CONST (solid), SUGRA quintessence (dots), INV quintessence (dashes).

quantum gravity effects, with Δt between $5 \times 10^{-3} - 10^{-2}$ seconds and ϵ'_0 between $10^{-21} - 10^{-20}$. We show the plots for $z = 1, 2, 3, 4, 5, 6, 7, 8, 9$ and 10 . The three different line types correspond to the three different models for the dark energy that we have considered in this paper. The time delay obtained depends on the redshift as well as the cosmological model. We note that for $z > 3$ the time delays for different redshifts and different cosmologies overlap. This illustrates that the same Δt could result either for a certain cosmology for a given redshift or from a different cosmology and a different redshift. Hence for a given time delay and neutrino energy we would have a different value for the E_{QG} depending on what model for dark energy we use. This ambiguity can be resolved by using smaller redshift events to determine E_{QG} , since for such events the effect of dark energy is reduced. Once E_{QG} is determined then one can use the high redshift GRB neutrinos to probe dark energy. In order to successfully probe the correct cosmological model it is important that the redshift of the distant GRBs can be determined accurately enough from their afterglow and that the scale of E_{QG} can be ascertained well enough by looking at the time delay for neutrinos from GRB from lower redshifts. If this can be achieved then information on Δt for neutrinos coming from the very distant sources can be used with information on z and the scale of E_{QG} to probe the correct cosmological model.

4 Conclusion

In this paper we have calculated the time delays of neutrinos emitted in gamma ray bursts due to the effects of neutrino mass and quantum gravity using a time dependent Hubble constant which can significantly change the naive results presented hitherto in the literature for large redshifts, and gives some sensitivity to the details of dark energy. We show that the effects of neutrino mass, quantum gravity and dark energy may be disentangled by using low energy neutrinos to study neutrino mass, high energy neutrinos to study quantum gravity, and large redshifts to study dark energy. From low energy neutrinos one may obtain direct limits on neutrino masses of order 10^{-3} eV, and distinguish a neutrino mass hierarchy from an inverted mass hierarchy. From ultra-high energy neutrinos the sensitivity to the scale of quantum gravity can be pushed up to $E_{QG} \sim 5 \times 10^{30}$ GeV. By studying neutrinos from GRBs at large redshifts a cosmological constant could be distinguished from quintessence.

Acknowledgement

We particularly acknowledge very helpful discussions with Tom Marsh. We also wish to thank Juan Garcia-Bellido, Christian Kaiser, Ian McHardy and Tim Morris for helpful discussions, and Francis Halzen for useful communications.

References

- [1] For an introductory review of GRBs see for example G.Ghisellini, astro-ph/0111584.
- [2] F. Halzen and G. Jaczko, Phys. Rev. D **54**, 2779 (1996).
- [3] J. Alvarez-Muniz, F. Halzen and D. W. Hooper, Phys. Rev. D **62**, 093015 (2000) [arXiv:astro-ph/0006027].
- [4] F. Halzen and D. W. Hooper, Astrophys. J. **527**, L93 (1999) [arXiv:astro-ph/9908138].
- [5] N. Gupta, Phys. Rev. D **65**, 113005 (2002) [arXiv:astro-ph/0201509].
- [6] E. Waxman and J. N. Bahcall, Phys. Rev. Lett. **78**, 2292 (1997) [arXiv:astro-ph/9701231].
- [7] E. Waxman and J. N. Bahcall, Phys. Rev. D **59** (1999) 023002 [arXiv:hep-ph/9807282].

- [8] J. N. Bahcall and E. Waxman, Phys. Rev. D **64** (2001) 023002 [arXiv:hep-ph/9902383].
- [9] E. Waxman and J. N. Bahcall, Astrophys. J. **541** (2000) 707 [arXiv:hep-ph/9909286].
- [10] J. N. Bahcall and P. Meszaros, Phys. Rev. Lett. **85**, 1362 (2000) [arXiv:hep-ph/0004019].
- [11] F. Halzen and D. Hooper, arXiv:astro-ph/0204527.
- [12] A. D. Rujula, arXiv:astro-ph/0207033.
- [13] G. Amelino-Camelia, J. R. Ellis, N. E. Mavromatos, D. V. Nanopoulos and S. Sarkar, Nature **393** (1998) 763 [arXiv:astro-ph/9712103].
- [14] S. D. Biller *et al.*, Phys. Rev. Lett. **83** (1999) 2108 [arXiv:gr-qc/9810044].
- [15] B. E. Schaefer, arXiv:astro-ph/9810479.
- [16] J. Alfaro, H. A. Morales-Tecotl and L. F. Urrutia, Phys. Rev. Lett. **84** (2000) 2318 [arXiv:gr-qc/9909079].
- [17] J. R. Ellis, K. Farakos, N. E. Mavromatos, V. A. Mitsou and D. V. Nanopoulos, Astrophys. J. **535** (2000) 139 [arXiv:astro-ph/9907340].
- [18] J. R. Ellis, N. E. Mavromatos, D. V. Nanopoulos and G. Volkov, Gen. Rel. Grav. **32** (2000) 1777 [arXiv:gr-qc/9911055].
- [19] P. S. Corasaniti and E. J. Copeland, arXiv:astro-ph/0205544.
- [20] Y. Fukuda *et al.* [Super-Kamiokande Collaboration], Phys. Rev. Lett. **81** (1998) 1562 [arXiv:hep-ex/9807003].
- [21] A. Bandyopadhyay, S. Choubey, S. Goswami and D. P. Roy, Phys. Lett. B **540** (2002) 14 [arXiv:hep-ph/0204286].
- [22] J. N. Bahcall, M. C. Gonzalez-Garcia and C. Pena-Garay, arXiv:hep-ph/0204314.
- [23] R. Brustein, D. Eichler and S. Foffa, Phys. Rev. D **65** (2002) 105006 [arXiv:hep-ph/0106309].