

# Full electroweak one-loop corrections to $A^0 \rightarrow \tilde{f}_i \tilde{\bar{f}}_j$

C. Weber, H. Eberl and W. Majerotto

*Institut für Hochenergiephysik der Österreichischen Akademie der Wissenschaften,  
A-1050 Vienna, Austria*

*Contribution to SUSY02, 10th International Conference on Supersymmetry and  
Unification of Fundamental Interactions, 17–23 June 2002, DESY Hamburg, Germany.*

## Abstract

We discuss the full electroweak one-loop corrections to the decay of the pseudoscalar Higgs boson  $A^0$  into two sfermions within the Minimal Supersymmetric Standard Model. In particular, we consider the sfermions of the third generation,  $\tilde{t}_i$ ,  $\tilde{b}_i$  and  $\tilde{\tau}_i$ , including the left-right mixing. The electroweak corrections can go up to  $\sim 15\%$  and can therefore not be neglected.

# 1 Introduction

The Minimal Supersymmetric Standard Model (MSSM) [1] requires five physical Higgs bosons: two neutral CP-even ( $h^0$  and  $H^0$ ), one heavy neutral CP-odd ( $A^0$ ), and two charged ones ( $H^\pm$ ) [2, 3]. The existence of heavy neutral Higgs bosons would provide a conclusive evidence of physics beyond the SM. Therefore, searching for Higgs bosons is one of the main goals of future collider projects like TEVATRON, LHC or an  $e^+e^-$  Linear Collider.

In this talk, we consider the decay of the CP-odd Higgs boson  $A^0$  into two sfermions,  $A^0 \rightarrow \tilde{f}_i \tilde{f}_j^*$ . The decays into sfermions can be the dominant decay modes of Higgs bosons in a large parameter region if the sfermions are relatively light [4, 5]. In particular, third generation sfermions  $\tilde{t}_i$ ,  $\tilde{b}_i$  and  $\tilde{\tau}_i$  can be much lighter than the other sfermions due to their large Yukawa couplings and their large left-right mixing. We have calculated the full electroweak corrections in the on-shell scheme and have implemented the SUSY-QCD corrections from [6]. We will show that the electroweak corrections are significant and need to be included.

At tree-level the Higgs sector depends on two parameters, for instance  $m_{A^0}$  and  $\tan\beta$ .  $m_{A^0}$  is the mass of the pseudoscalar Higgs boson  $A^0$ , and  $\tan\beta = \frac{v_2}{v_1}$  is the ratio of the vacuum expectation values of the two neutral Higgs doublet states [2, 3]. In the chargino and neutralino systems there are the higgsino mass parameter  $\mu$ , the  $U(1)$  and  $SU(2)$  gaugino mass parameters  $M'$  and  $M$ , respectively. We assume that the gluino mass  $m_{\tilde{g}}$  is related to  $M$  by  $m_{\tilde{g}} = (\alpha_s(m_{\tilde{g}})/\alpha_2) \sin^2\theta_W M$ .

## 2 Tree-level Width

The decay width for  $A^0 \rightarrow \tilde{f}_i \tilde{f}_j^*$  depends on the left-right mixing. This mixing is described by the sfermion mass matrix in the left-right basis  $(\tilde{f}_L, \tilde{f}_R)$ , and in the mass basis  $(\tilde{f}_1, \tilde{f}_2)$ ,  $\tilde{f} = \tilde{t}, \tilde{b}$  or  $\tilde{\tau}$ ,

$$\mathcal{M}_{\tilde{f}}^2 = \begin{pmatrix} m_{\tilde{f}_L}^2 & a_f m_f \\ a_f m_f & m_{\tilde{f}_R}^2 \end{pmatrix} = (R^{\tilde{f}})^\dagger \begin{pmatrix} m_{\tilde{f}_1}^2 & 0 \\ 0 & m_{\tilde{f}_2}^2 \end{pmatrix} R^{\tilde{f}}, \quad (1)$$

where  $R_{i\alpha}^{\tilde{f}}$  is a 2 x 2 rotation matrix with rotation angle  $\theta_{\tilde{f}}$ , which relates the mass eigenstates  $\tilde{f}_i$ ,  $i = 1, 2$ , ( $m_{\tilde{f}_1} < m_{\tilde{f}_2}$ ) to the gauge eigenstates  $\tilde{f}_\alpha$ ,  $\alpha = L, R$ , by  $\tilde{f}_i = R_{i\alpha}^{\tilde{f}} \tilde{f}_\alpha$  and

$$m_{\tilde{f}_L}^2 = M_{\{\tilde{Q}, \tilde{L}\}}^2 + (I_f^{3L} - e_f \sin^2\theta_w) \cos 2\beta m_Z^2 + m_f^2, \quad (2)$$

$$m_{\tilde{f}_R}^2 = M_{\{\tilde{U}, \tilde{D}, \tilde{E}\}}^2 - e_f \sin^2\theta_w \cos 2\beta m_Z^2 + m_f^2, \quad (3)$$

$$a_f = A_f - \mu (\tan\beta)^{-2I_f^{3L}}. \quad (4)$$

$M_{\tilde{Q}}$ ,  $M_{\tilde{L}}$ ,  $M_{\tilde{U}}$ ,  $M_{\tilde{D}}$  and  $M_{\tilde{E}}$  are soft SUSY breaking masses,  $A_f$  is the trilinear scalar coupling parameter,  $I_f^{3L}$  and  $e_f$  are the third component of the weak isospin and the

electric charge of the sfermion  $f$ , and  $\theta_W$  is the Weinberg angle.

The mass eigenvalues and the mixing angle in terms of primary parameters are

$$m_{\tilde{f}_{1,2}}^2 = \frac{1}{2} \left( m_{\tilde{f}_L}^2 + m_{\tilde{f}_R}^2 \mp \sqrt{(m_{\tilde{f}_L}^2 - m_{\tilde{f}_R}^2)^2 + 4a_f^2 m_f^2} \right) \quad (5)$$

$$\cos \theta_{\tilde{f}} = \frac{-a_f m_f}{\sqrt{(m_{\tilde{f}_L}^2 - m_{\tilde{f}_1}^2)^2 + a_f^2 m_f^2}} \quad (0 \leq \theta_{\tilde{f}} < \pi), \quad (6)$$

and the trilinear breaking parameter  $A_f$  can be written as

$$m_f A_f = \frac{1}{2} \left( m_{\tilde{f}_1}^2 - m_{\tilde{f}_2}^2 \right) \sin 2\theta_{\tilde{f}} + m_f \mu (\tan \beta)^{-2I_f^{3L}}. \quad (7)$$

At tree-level the decay width of  $A^0 \rightarrow \tilde{f}_i \tilde{f}_j$  is given by

$$\Gamma^{\text{tree}}(A^0 \rightarrow \tilde{f}_i \tilde{f}_j) = \frac{N_C^f \kappa(m_{A^0}^2, m_{\tilde{f}_i}^2, m_{\tilde{f}_j}^2)}{16 \pi m_{A^0}^3} |G_{ij}^{\tilde{f}}|^2 \quad (8)$$

with  $\kappa(x, y, z) = \sqrt{(x - y - z)^2 - 4yz}$  and the colour factor  $N_C^f = 3$  for squarks and  $N_C^f = 1$  for sleptons respectively. The Higgs-Sfermion-Sfermion couplings for the pseudoscalar Higgs boson  $A^0$  are given by

$$G_{ij}^{\tilde{f}} = \frac{i}{\sqrt{2}} h_f \left( A_f \begin{Bmatrix} \cos \beta \\ \sin \beta \end{Bmatrix} + \mu \begin{Bmatrix} \sin \beta \\ \cos \beta \end{Bmatrix} \right) \begin{pmatrix} 0 & 1 \\ -1 & 0 \end{pmatrix}_{ij} \quad (9)$$

for  $\left\{ \begin{smallmatrix} \text{up} \\ \text{down} \end{smallmatrix} \right\}$ -type sfermions respectively.  $h_f$  denotes the Yukawa couplings

$h_t = g m_t / (\sqrt{2} m_W \sin \beta)$ ,  $h_b = g m_b / (\sqrt{2} m_W \cos \beta)$  and  $h_\tau = g m_\tau / (\sqrt{2} m_W \cos \beta)$  for top, bottom and tau, respectively.

### 3 Electroweak Corrected Decay Width

The one-loop corrected (renormalized) amplitude  $G_{ij}^{\tilde{f} \text{ren}}$  can be expressed as

$$G_{ij}^{\tilde{f} \text{ren}} = G_{ij}^{\tilde{f}} + \delta G_{ij}^{\tilde{f}} = G_{ij}^{\tilde{f}} + \delta G_{ij}^{\tilde{f}(v)} + \delta G_{ij}^{\tilde{f}(w)} + \delta G_{ij}^{\tilde{f}(c)}, \quad (10)$$

where  $G_{ij}^{\tilde{f}}$  denotes the tree-level  $A^0 - \tilde{f}_i - \tilde{f}_j$  coupling in terms of the on-shell parameters,  $\delta G_{ij}^{\tilde{f}(v)}$  and  $\delta G_{ij}^{\tilde{f}(w)}$  are the vertex and wave-function corrections, respectively. Here we only show the diagrams of the vertex graphs (Fig. 1). Note that in addition to the one-particle irreducible vertex graphs also one-loop induced reducible graphs with  $A^0 - Z^0$  mixing have to be considered. Since all parameters in the coupling  $G_{ij}^{\tilde{f}}$  have to be renormalized, the counter term correction reads

$$\delta G_{ij}^{\tilde{f}(c)} = \frac{\delta h_f}{h_f} G_{ij}^{\tilde{f}} + \frac{i}{\sqrt{2}} h_f \delta \left( A_f \begin{Bmatrix} \cos \beta \\ \sin \beta \end{Bmatrix} + \mu \begin{Bmatrix} \sin \beta \\ \cos \beta \end{Bmatrix} \right). \quad (11)$$

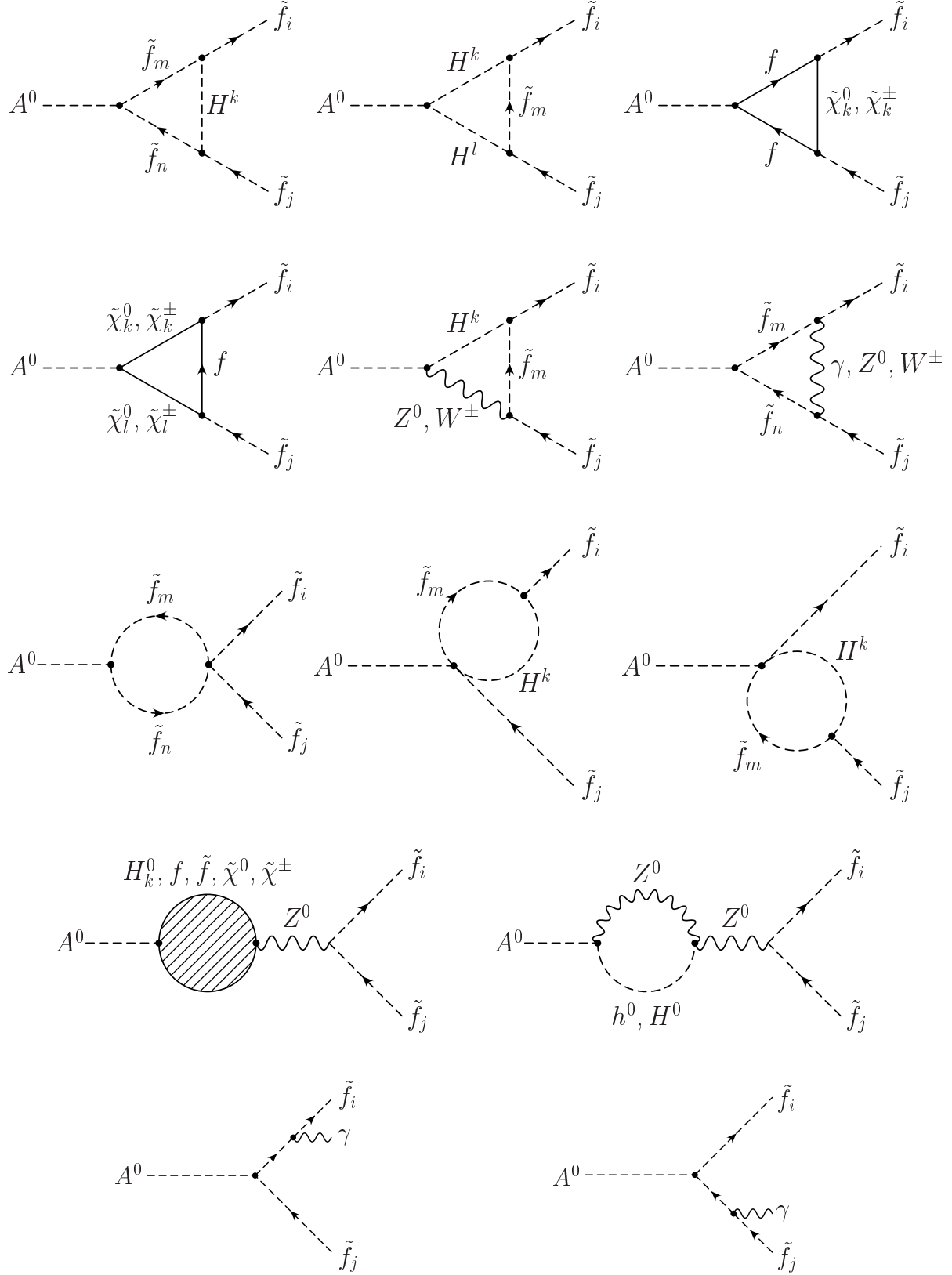


Figure 1: Vertex and photon emission diagrams relevant to the calculation of the virtual electroweak corrections to the decay width  $A^0 \rightarrow \tilde{f}_i \tilde{f}_j$ .

The Yukawa coupling counter term can be decomposed into corrections to the electroweak coupling  $g$ , the masses of the fermion  $f$  and the gauge boson  $W$  and the mixing angle  $\beta$ ,

$$\frac{\delta h_f}{h_f} = \frac{\delta g}{g} + \frac{\delta m_f}{m_f} - \frac{\delta m_W}{m_W} + \left\{ \frac{-\cos^2 \beta}{\sin^2 \beta} \right\} \frac{\delta \tan \beta}{\tan \beta}. \quad (12)$$

For the trilinear coupling we get with eq. (7)

$$\frac{\delta A_f}{A_f} = \frac{\delta(m_f A_f)}{m_f A_f} - \frac{\delta m_f}{m_f}, \quad (13)$$

$$\begin{aligned} \delta(m_f A_f) &= \delta \left( m_f \mu \left\{ \frac{\cot \beta}{\tan \beta} \right\} \right) + \frac{1}{2} (\delta m_{\tilde{f}_1}^2 - \delta m_{\tilde{f}_2}^2) \sin 2\theta_{\tilde{f}} \\ &\quad + (m_{\tilde{f}_1}^2 - m_{\tilde{f}_2}^2) \cos 2\theta_{\tilde{f}} \delta \theta_{\tilde{f}}. \end{aligned} \quad (14)$$

In the on-shell scheme the renormalization condition for the electroweak gauge boson sector reads

$$\frac{\delta g}{g} = \frac{\delta e}{e} + \frac{1}{\tan^2 \theta_W} \left( \frac{\delta m_W}{m_W} - \frac{\delta m_Z}{m_Z} \right) \quad (15)$$

with  $m_W$  and  $m_Z$  fixed as well as the fermion and sfermion masses as the physical (pole) masses. For  $\tan \beta$  we use the condition [7]  $\text{Im} \hat{\Pi}_{A^0 Z^0}(m_A^2) = 0$  which gives the counter term

$$\frac{\delta \tan \beta}{\tan \beta} = \frac{1}{m_Z \sin 2\beta} \text{Im} \Pi_{A^0 Z^0}(m_{A^0}^2). \quad (16)$$

The higgsino mass parameter  $\mu$  is renormalized in the chargino sector [8] where it enters in the 22-element of the chargino mass matrix  $X$ ,

$$X = \begin{pmatrix} M & \sqrt{2} m_W \sin \beta \\ \sqrt{2} m_W \cos \beta & \mu \end{pmatrix} \rightarrow \delta \mu = (\delta X)_{22}, \quad (17)$$

and the counter term of the sfermion mixing angle,  $\delta \theta_{\tilde{f}}$ , is fixed such that it cancels the anti-hermitian part of the sfermion wave-function corrections [9, 10],

$$\delta \theta_{\tilde{f}} = \frac{1}{4} \left( \delta Z_{12}^{\tilde{f}} - \delta Z_{21}^{\tilde{f}} \right) = \frac{1}{2(m_{\tilde{f}_1}^2 - m_{\tilde{f}_2}^2)} \text{Re} \left( \Pi_{12}^{\tilde{f}}(m_{\tilde{f}_2}^2) + \Pi_{21}^{\tilde{f}}(m_{\tilde{f}_1}^2) \right). \quad (18)$$

The one-loop corrected decay width is then given by

$$\Gamma(A^0 \rightarrow \tilde{f}_i \tilde{\bar{f}}_j) = \frac{N_C^f \kappa(m_{A^0}^2, m_{\tilde{f}_i}^2, m_{\tilde{f}_j}^2)}{16 \pi m_{A^0}^3} \left[ |G_{ij}^{\tilde{f}}|^2 + 2 \text{Re} \left( G_{ij}^{\tilde{f}} \cdot \delta G_{ij}^{\tilde{f}} \right) \right], \quad (19)$$

The infrared divergences in eq. (19) are cancelled by the inclusion of real photon emission, see the last two Feynman diagrams of Fig. 1. The decay width of  $A^0(p) \rightarrow \tilde{f}_i(k_1) + \tilde{\bar{f}}_j(k_2) + \gamma(k_3)$  can be written as

$$\Gamma(A^0 \rightarrow \tilde{f}_i \tilde{\bar{f}}_j \gamma) = \frac{(e e_f)^2 N_C^f |G_{ij}^{\tilde{f}}|^2}{16 \pi^3 m_{A^0}} \left[ (m_{A^0}^2 - m_{\tilde{f}_i}^2 - m_{\tilde{f}_j}^2) I_{12} - m_{\tilde{f}_i}^2 I_{11} - m_{\tilde{f}_j}^2 I_{22} - I_1 - I_2 \right] \quad (20)$$

with the phase-space integrals  $I_n$  and  $I_{mn}$  defined as [11]

$$I_{i_1 \dots i_n} = \frac{1}{\pi^2} \int \frac{d^3 k_1}{2E_1} \frac{d^3 k_2}{2E_2} \frac{d^3 k_3}{2E_3} \delta^4(p - k_1 - k_2 - k_3) \frac{1}{(2k_3 k_{i_1} + \lambda^2) \dots (2k_3 k_{i_n} + \lambda^2)}. \quad (21)$$

The corrected (UV- and IR-convergent) decay width is then given by

$$\Gamma^{\text{corr}}(A^0 \rightarrow \tilde{f}_i \tilde{\bar{f}}_j) \equiv \Gamma(A^0 \rightarrow \tilde{f}_i \tilde{\bar{f}}_j) + \Gamma(A^0 \rightarrow \tilde{f}_i \tilde{\bar{f}}_j \gamma). \quad (22)$$

In the following numerical examples, we assume  $M_{\tilde{Q}_{1,2}} = M_{\tilde{U}_{1,2}} = M_{\tilde{D}_{1,2}} = M_{\tilde{L}_{1,2}} = M_{\tilde{E}_{1,2}}$ ,  $M_{\tilde{Q}} \equiv M_{\tilde{Q}_3} = \frac{9}{8} M_{\tilde{U}_3} = \frac{9}{10} M_{\tilde{D}_3} = M_{\tilde{L}_3} = M_{\tilde{E}_3}$  for the first, second and third generation soft SUSY breaking masses and  $A \equiv A_t = A_b = A_\tau$ . We take  $m_t = 175$  GeV,  $m_b = 5$  GeV,  $m_Z = 91.2$  GeV,  $m_W = 80$  GeV and  $\sin^2 \theta_W = 0.23$  for Standard Model values and the gaugino unification relation  $M' = \frac{5}{3} \tan^2 \theta_W M$ .

In

Fig. 2 we show the  $m_{A^0}$ -dependence of the relative correction to  $A^0 \rightarrow \tilde{t}_1 \tilde{\bar{t}}_2$ , separated into leading Yukawa and the remaining electroweak corrections using  $\tan \beta = 7$  and  $\{M_{\tilde{Q}_1}, M_{\tilde{Q}}, A, M, \mu\} = \{1500, 300, -500, 120, -260\}$  GeV as input parameters. As can be seen for larger values of  $m_{A^0}$ , the remaining electroweak corrections can become bigger than the leading Yukawa corrections and need to be included.

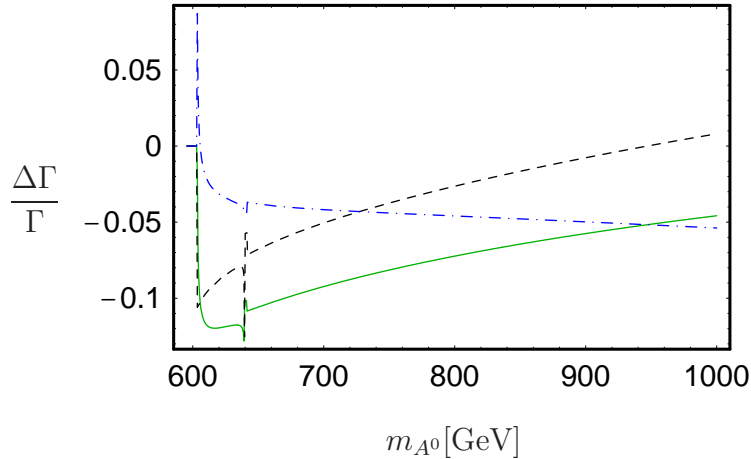


Figure 2: Relative corrections to  $A^0 \rightarrow \tilde{t}_1 \tilde{\bar{t}}_2$ , separated into leading Yukawa (black dashed line) and the remaining electroweak (blue dash-dotted line) corrections. The green solid line corresponds to the full electroweak corrections.

In Fig. 3, in addition to the tree-level and electroweak corrected decay width for  $A^0 \rightarrow \tilde{t}_1 \tilde{\bar{t}}_2$  we have also included SUSY-QCD corrections from [6]. As input set we have taken the same parameters as in Fig. 2. Note that the electroweak corrections can be of the same size as the QCD corrections.

In Fig. 4 we show the tree-level (black dash-dotted line), the full electroweak (green dashed line) and the full one-loop corrected (electroweak and SUSY-QCD, red solid line) decay width of  $A^0 \rightarrow \tilde{t}_1 \tilde{\bar{t}}_2$  as a function of  $A$ . As can be seen electroweak corrections do not strongly depend on the parameter  $A$  and are almost constant about 8%. As input parameters we have chosen the values given above and  $m_{A^0} = 700$  GeV.

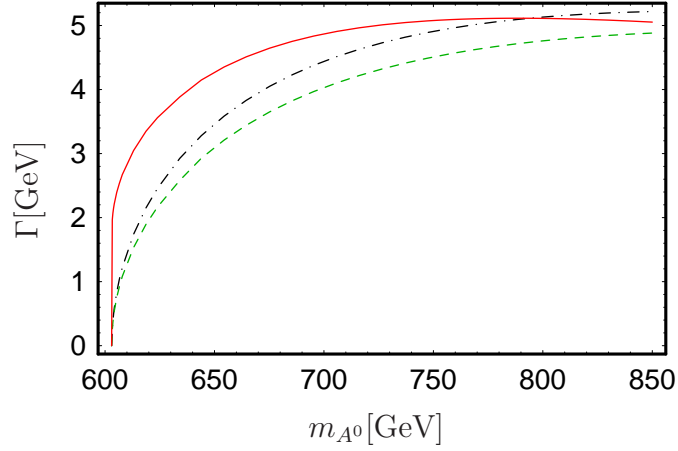


Figure 3: Tree-level (black dash-dotted line), full electroweak corrected (green dashed line) and full one-loop (electroweak and SUSY-QCD) corrected (red solid line) decay width of  $A^0 \rightarrow \tilde{t}_1 \tilde{t}_2$ .

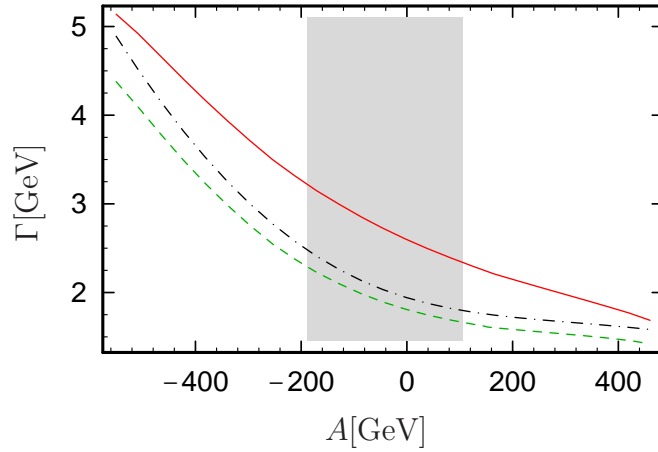


Figure 4:  $A$ -dependence of tree-level (black dash-dotted line), full electroweak corrected (green dashed line) and full one-loop (electroweak and SUSY-QCD) corrected (red solid line) decay width of  $A^0 \rightarrow \tilde{t}_1 \tilde{t}_2$ . The gray area is excluded by phenomenology.

## 4 Conclusions

In conclusion, we have calculated the full electroweak one-loop corrections to  $A^0 \rightarrow \tilde{t}_1 \tilde{t}_2$ . We found that in a wide region of parameter space electroweak corrections can go beyond 10% and therefore have to be included.

### Acknowledgements

The authors acknowledge support from EU under the HPRN-CT-2000-00149 network programme and the “Fonds zur Förderung der wissenschaftlichen Forschung” of Austria, project No. P13139-PHY.

## References

- [1] H. E. Haber and G. L. Kane, Phys. Rep. **117** (1985) 75.
- [2] J. F. Gunion, H. E. Haber, G. L. Kane and S. Dawson, The Higgs Hunter's Guide, Addison-Wesley (1990).
- [3] J. F. Gunion, H. E. Haber, Nucl. Phys B **272** (1986) 1; B **402** (1993) 567 (E).
- [4] A. Bartl, K. Hidaka, Y. Kizukuri, T. Kon and W. Majerotto, Phys. Lett **315** (1993) 360.
- [5] A. Bartl, H. Eberl, K. Hidaka, T. Kon W. Majerotto and Y. Yamada, Phys. Lett **378** (1996) 167 and references therein.
- [6] A. Bartl, H. Eberl, K. Hidaka, T. Kon, W. Majerotto and Y. Yamada, Phys. Lett. B **402** (1997) 303.
- [7] P. H. Chankowski, S. Pokorski, J. Rosiek, Phys. Lett. B **274** (1992) 191; Nucl. Phys. B **423** (1994) 437; 497; A. Dabelstein, Z. Phys. C **67** (1995) 495; Nucl. Phys. B **456** (1995) 25.
- [8] H. Eberl, M. Kincel, W. Majerotto and Y. Yamada, Phys. Rev. D **64** (2001) 115013.
- [9] J. Guasch and J. Sola, W. Hollik, Phys. Lett. B **437** (1998) 88.
- [10] H. Eberl, S. Kraml and W. Majerotto, JHEP **9905** (1999) 016.
- [11] A. Denner, Fortschr. Phys. **41** (1993) 307.