

QCD EVOLUTION OF TRANSVERSITY IN LEADING AND NEXT-TO-LEADING ORDER

PHILIP G. RATCLIFFE

*Dip.to di Scienze CC.FF.MM.
Univ. degli Studi dell'Insubria—sede di Como *)
via Valleggio 11, 22100 Como, Italy*

Received 20 October 2002;
final version 31 December 2003

I shall present a rather pedagogical discussion of the transversity distributions in the quark-parton model and, in particular, the rôle of perturbative QCD corrections. Among the topics I shall discuss are: LO and NLO evolution, the Soffer bound and so-called K factors in the Drell–Yan process. The main conclusion will be that, compared to unpolarised or even longitudinally polarised hadron scattering, the case of transverse spin should actually provide a far clearer window onto the workings of QCD and the interplay with the quark-parton model.

PACS: 13.88.+e

Key words: spin, polarisation, transversity, QCD, evolution

1 Introduction

1.1 Overview of the talk

In the past there has been the rather damning prejudice that all transverse-spin effects (if not indeed spin effects *tout court*) should *vanish* at very high energies (*i.e.*, where mass effects may be neglected). This has led to a general lack of interest in the subject on both the experimental and theoretical sides, with some notable exceptions. This is now known *not* to be the case.

Indeed, in the near future (and already to some extent) the interest at the level of the quark-parton model (QPM) in generic deeply-inelastic hadron scattering is due to shift from unpolarised (and even longitudinally polarised) hadrons to transversely polarised states. While, on the one hand, the first natural question to ask is simply the magnitude of the relevant partonic densities, on the other (however, intimately related), there is the problem of evolution and the general framework of perturbative quantum chromodynamics (QCD).

A schematic overview of this talk is then as follows:

- brief history and notation
- operator-product expansion and renormalisation group
- QCD evolution
 - * leading order

*) The *Insubri* were a Celtic tribe originally from across the Alps, who in the 5th. century B.C. settled roughly the area now known as Lombardy.

- * next-to-leading order
- * effects on asymmetries
- * effects on the Soffer bound
- a DIS definition
- DIS–DY K factor
- comments and concluding remarks

1.2 A brief history of transversity

The history of transversity (the concept though not the precise terminology) begins as early as 1979 with its introduction by Ralston and Soper [1] via the Drell–Yan process. Shortly following this the leading order (LO) anomalous dimensions were first calculated by Baldracchini *et al.* [2] and . . . promptly forgotten! This decided lack of interest may be partly traced to the inaccessibility of transversity via the archetypal parton-model process: namely, deeply-inelastic scattering (DIS). Indeed, as we shall see, the typical process in which transversity may be measured involves at least *two* polarised hadrons.

A further obstacle was created by the common theoretical prejudice, already mentioned, according to which precisely *transverse-spin* effects (*i.e.*, asymmetries) should actually vanish at high energies. The reasons for such a belief lie in the requirement of chirality-flip in the relevant amplitudes, a property *not* enjoyed under typical circumstances by a theory of nearly massless fermions interacting via gauge bosons; however, as shown by Ralston and Soper [1], it turns out that there are indeed several (otherwise standard) processes in which such effects are on a par with the unpolarised and helicity-weighted cross-sections.

During the period of great revival witnessed by the spin community, following the EMC revelations regarding the proton spin, the LO anomalous dimensions for transversity distributions were recalculated by Artru and Mekhfi [3]. It is worth recalling that, in fact, these calculations had also already been, so to speak, unwittingly performed (as contributions to the evolution of the DIS structure function g_2) by: Kodaira *et al.* [4], Antoniadis and Kounnas [5], Bukhvostov, Kuraev and Lipatov [6], and Ratcliffe [7].

With the typical precision of modern DIS measurements, a complete knowledge of the radiative corrections up to next-to-leading order (NLO) is indispensable; in the case of transversity the NLO anomalous dimensions were calculated by: Hayashigaki, Kanazawa and Koike [8], Kumano and Miyama [9], and Vogelsang [10]. Armed with results of such calculations, it is then possible to proceed with an examination of the phenomenological effects of QCD evolution: studies have been performed by a number of authors; the interested reader is referred to a recent review paper by Barone, Drago and Ratcliffe, where indeed more details of much of what follows may be found. The lectures by Jaffe [12] also provide a useful pedagogical presentation while an important early technical discussion laying down the ground rules was given by Jaffe and Ji [13].

1.3 Notation

Unfortunately, owing to the somewhat sparse theoretical effort, the literature now abounds with conflicting notation in regard of the transversity distributions. For a list and discussion, see Ref. [11], in accordance with which I shall adopt the form $\Delta_T f$ to indicate the transverse-spin weighted quark density:

$$\Delta_T f(x) = f_{\uparrow}(x) - f_{\downarrow}(x), \quad (1)$$

where $f_{\uparrow,\downarrow}(x)$ indicates a parton of type f with transverse spin vector \uparrow parallel or antiparallel to that of the parent hadron.

At this point it is worth underlining the fact that while one normally talks of partonic densities and DIS structure functions completely interchangeably, in the case of transversity there *no* DIS structure function. Thus, any reference to h_1 should only be taken as a generic indication of transversity dependence, with no particular relation to DIS.

2 Technical Basis

2.1 Transverse spin projectors

Since we are necessarily dealing with transverse spin, it is useful to define the corresponding polarisation projectors. The transverse polarisation projectors along the x and y directions (motion is always understood to be along the z -axis) are

$$\begin{aligned} \mathcal{P}_{\uparrow\downarrow}^{(x)} &= \frac{1}{2} (1 \pm \gamma^1 \gamma_5), \\ \mathcal{P}_{\uparrow\downarrow}^{(y)} &= \frac{1}{2} (1 \pm \gamma^2 \gamma_5), \end{aligned} \quad (2)$$

for positive-energy states and

$$\begin{aligned} \mathcal{P}_{\uparrow\downarrow}^{(x)} &= \frac{1}{2} (1 \mp \gamma^1 \gamma_5), \\ \mathcal{P}_{\uparrow\downarrow}^{(y)} &= \frac{1}{2} (1 \mp \gamma^2 \gamma_5), \end{aligned} \quad (3)$$

for negative-energy states

2.2 Basis states and amplitudes

A transversity or transverse-spin basis (with the spin vector \uparrow directed along y , for instance) may be expressed in terms of the more familiar helicity states as

$$\begin{aligned} |\uparrow\rangle &= \frac{1}{\sqrt{2}} [|+\rangle + i |-\rangle], \\ |\downarrow\rangle &= \frac{1}{\sqrt{2}} [|+\rangle - i |-\rangle]. \end{aligned} \quad (4)$$

The transverse polarisation distributions $\Delta_T f$ is then related to an amplitude that is diagonal in transverse-spin space, while in an helicity base it is described as an interference effect:

$$\Delta_T f(x) = f_{\uparrow}(x) - f_{\downarrow}(x) \sim \text{Im } \mathcal{A}_{+-,-++}. \quad (5)$$

2.3 Chirality flip

That helicity (or chirality—the terms coincide for massless states) is flipped in the amplitudes involved is represented pictorially in Fig. 1: The chirally-odd hadron–

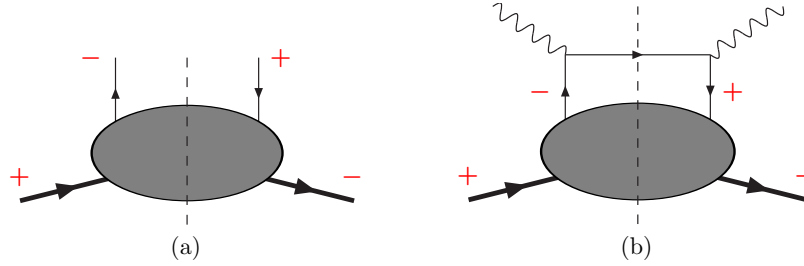


Fig. 1. (a) A chirally-odd hadron–quark amplitude for the h_1 partonic density. (b) The chirality-flip *forbidden* DIS handbag diagram.

quark amplitude contributing to a would-be DIS transversity structure function h_1 is depicted in Fig. 1a. However, the full DIS handbag diagram shown in Fig. 1b demonstrates the absence of such a structure owing to the presence of massless propagators and to helicity conservation at the vector vertices (typical of gauge theories such as QED and QCD). Note, however, that chirality flip is not a problem if the quark lines of opposite chirality connect to different hadrons, as for example in the Drell–Yan (DY) process.

2.4 Twist basics and operators

Let us now place transversity in its proper context, together with the better known spin-averaged and helicity-weighted parton densities. Note, of course, although we have just seen that a transversity contribution to fully inclusive DIS is precluded, this is merely due to the nature of that particular process and not to any fundamental suppression or absence of transversity itself. Thus, it is more useful to simply consider the corresponding partonic densities.

Transversity is one of *the* three leading-twist (twist-two) structures:

$$f(x) = \int \frac{d\xi^-}{4\pi} e^{ixP^+\xi^-} \langle PS | \bar{\psi}(0)\gamma^+\psi(0, \xi^-, \mathbf{0}_\perp) | PS \rangle, \quad (6)$$

$$\Delta f(x) = \int \frac{d\xi^-}{4\pi} e^{ixP^+\xi^-} \langle PS | \bar{\psi}(0)\gamma^+\gamma_5\psi(0, \xi^-, \mathbf{0}_\perp) | PS \rangle, \quad (7)$$

$$\Delta_T f(x) = \int \frac{d\xi^-}{4\pi} e^{ixP^+\xi^-} \langle PS | \bar{\psi}(0)\gamma^+\gamma^1\gamma_5\psi(0, \xi^-, \mathbf{0}_\perp) | PS \rangle, \quad (8)$$

where the state $|PS\rangle$ represents a baryon of four-momentum P and spin four-vector S . The γ_5 matrix appearing in the second and third lines signals spin dependence while the extra γ^1 matrix in $\Delta_T f(x)$ signals the helicity-flip that precludes transversity contributions in DIS.

2.5 Gluon transversity

Before continuing with a discussion of the quark case, it is worth noting that transversity may also exist for gluons: it corresponds to linearly polarised states in a transversely polarised hadron. However, conventional wisdom has it that, owing to t -channel helicity conservation, a spin-half baryon cannot support the two units of spin-flip necessary for gluon transversity and thus one is led to the perhaps somewhat surprising conclusion that gluons may *not* be transversely polarised inside transversely polarised baryons!¹⁾

Now, I should point out that such an argument does not take into account orbital-angular momentum! Let me simply recall that the Altarelli–Parisi (AP) [14] kernels inevitably generate orbital-angular momentum [15]; thus it might be that gluon transversity can be generated in a composite object such as a baryon; no calculations to such effect exist though. This problem apart, it is certainly true, as we shall see shortly, that the *quark* and *gluon* transversity densities evolve *independently*. This fact alone renders transversity an interesting case for evolution studies—the subject to which I now turn.

2.6 The OPE and RGE

The OPE, as applied to DIS, is illustrated pictorially in Fig. 2. The anomalous

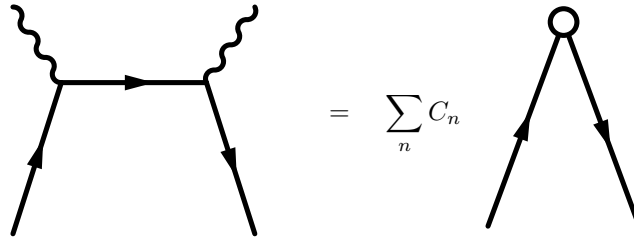


Fig. 2. A pictorial representation of the OPE as applied to DIS.

dimensions, γ_n , are then obtained from the logarithmic terms in the loop corrections to the right-hand side (*i.e.*, the renormalisation of the operators O_n) while the Wilson coefficients, C_n , receive corrections calculated from the loop corrections to the left-hand side (*i.e.*, the renormalisation of the hard-scattering cross-section $\hat{\sigma}$). The so-formed renormalisation-group equation (RGE) [16, 17] takes the form

$$\frac{\partial O_n(\mu^2)}{\partial \ln \mu^2} + \gamma_n(\alpha_s(\mu^2)) O_n(\mu^2) = 0, \quad (9)$$

with standard formal solution

$$O_n(Q^2) = O_n(\mu^2) \exp \left[- \int_{\alpha_s(\mu^2)}^{\alpha_s(Q^2)} d\alpha_s \frac{\gamma_n(\alpha_s)}{\beta(\alpha_s)} \right]. \quad (10)$$

¹⁾ An interesting case where it might then appear is obviously the *deuteron*.

2.7 Ladder diagram summation

It is instructive to examine the question of evolution within the framework of the ladder-diagram summation technique [18, 19]. Recall that the principal tool of this approach is the use of a physical (axial or light-like) gauge, in which none but the ladder (planar) diagrams survive the requirement of a large logarithm. In such a gauge the one-loop AP one-particle irreducible (1PI) kernels for the leading-twist structures are given by the diagram shown in Fig. 3. In the case of transversity the

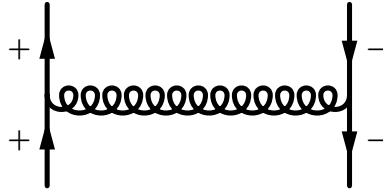


Fig. 3. The 1PI universal kernel in a physical (axial) gauge governing the QCD evolution of the partonic transversity distributions.

diagram has a different helicity structure to those of the spin-averaged and helicity-weighted cases and thus, not surprisingly, the anomalous dimensions are different in this case.

Consider now one of the 1PI kernels to be calculated for the full flavour-singlet evolution and that would mix quark and gluon contributions, as shown in Fig. 4. Once again the helicity-conserving nature of gauge theories in the massless (or

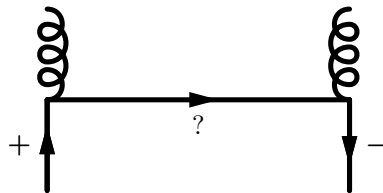


Fig. 4. The *disallowed* 1PI kernel that would mix the quark and gluon contributions to transversity were it not for helicity conservation at the vertices.

high-energy) limit leads to a peculiarity in the case of transversity: LO QCD evolution of transversity is *non-singlet* like. Thus, even where a gluon transversity may exist (*e.g.*, in the deuteron) there is no mixing between the flavour-singlet quark and gluon transversity densities: the two evolve independently. This means that, for example, for equal statistical precision, the experimental study of transversity evolution would provide a far better evaluation of, say, α_s ; recall that in the spin-averaged and too in the helicity-weighted cases the strong correlation between α_s and the ill-determined gluon distributions drastically reduces the significance of the

extracted value of α_s . Note also that the usually quoted DIS values for α_s essentially come from sum-rule measurements and thus from Wilson coefficient corrections and not evolution.

2.8 Interpolating currents

It is also interesting to examine the problem via a method suggested by Ioffe and Khodjamirian [20]. The idea is simply to use a pair of interpolating currents that have the correct chirality structure—in this case one vector and one scalar, with the scalar providing the necessary spin-flip, see Fig. 5. The anomalous dimensions are

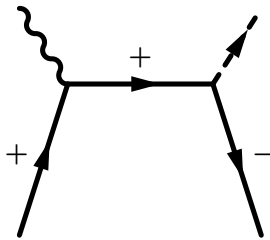


Fig. 5. A hypothetical Higgs–photon interference term that could contribute to the DIS cross-section in the case of a transversely polarised hadron.

then obtained from the leading logarithmic corrections to the diagram in Fig. 4. A first attempt at calculating γ_n with this method gave an apparently contradictory result—subsequently corrected by Blümlein [21]. The critical observation is that while the vector current J_V is conserved and therefore has $\gamma_V = 0$, the scalar current J_S is *not* conserved and thus has $\gamma_S \neq 0$.

Now, the product of two currents may be expanded as

$$J_V(z) \cdot J_S(0) = \sum_n C(n; z) O(n; 0), \quad (11)$$

and the RGE for the Wilson coefficients $C(n; z)$ is

$$\left[\mathcal{D} + \gamma_{J_V}(g) + \gamma_{J_S}(g) - \gamma_O(n; g) \right] C(n; z) = 0, \quad (12)$$

where the renormalisation group (RG) operator is

$$\mathcal{D} = \mu^2 \frac{\partial}{\partial \mu^2} + \beta(g) \frac{\partial}{\partial g}. \quad (13)$$

Therefore, this chirally-odd interference version of the “Compton” amplitude correction has renormalisation coefficient

$$\gamma_C(n; g) = \gamma_{J_V}(g) + \gamma_{J_S}(g) - \gamma_O(n; g). \quad (14)$$

As explained above, while $\gamma_{J_V} = 0$ (corresponding to the conservation of the vector current), $\gamma_{J_S} \neq 0$ (the scalar current is *not* conserved).

We shall discuss later on how this approach suggests a method of examining the possible K factors involved in the corresponding DY process.

3 QCD Evolution

First, let us now examine a little more thoroughly the evolution problem in QCD, with particular attention to the case of transversity. I shall discuss the LO results in some detail and then simply limit myself to a demonstration of the effect of including NLO corrections.

3.1 Leading order quark–quark kernels

The well-known results for the LO (indicated by the 0 index below) AP quark–quark splitting functions in the three twist-two cases are:

$$P_{qq}^{(0)} = C_F \left(\frac{1+x^2}{1-x} \right)_+, \quad (15)$$

$$\Delta P_{qq}^{(0)} = P_{qq}^{(0)} \quad \text{helicity conservation}, \quad (16)$$

$$\Delta_T P_{qq}^{(0)} = C_F \left[\left(\frac{1+x^2}{1-x} \right)_+ - 1 + x \right] \quad (17)$$

$$= P_{qq}^{(0)}(x) - C_F(1-x). \quad (18)$$

It is useful to define Mellin moments of all quantities involved (partonic densities, splitting kernels and Wilson coefficients):

$$f^{(n)} \equiv \int_0^1 dx x^{n-1} f(x). \quad (19)$$

The first moments (*i.e.*, with $n = 1$) of the partonic densities often correspond to sum rules (deriving from conserved quantities or symmetries), which may be determined independently by other experimental measurements.

Note that for both $P_{qq}^{(0)}$ and $\Delta P_{qq}^{(0)}$ the first moments *vanish* (a consequence of vector and axial-vector conservation implying the existence of sum rules corresponding, *e.g.*, to the total charge and the neutron beta-decay axial coupling g_A) while for $\Delta_T P_{qq}^{(0)}$ the same is not true and the sign implies a falling first moment (the so-called tensor charge) for transversity. While such a suppression of transversity has obvious negative implications for high-energy measurements in terms of the size of effect (asymmetry) one might hope to measure, it does also indicate a more rapid evolution than in the other two leading-twist cases. This, coupled to the independence from the gluon density, would imply a greater sensitivity to, for example, the value of α_s .

3.2 Leading order gluon–gluon kernels

For completeness, let us now briefly list the corresponding results for the purely gluonic sector. The three Dokshitzer–Gribov–Lipatov–Altarelli–Parisi (DGLAP)

[14, 22–24] gluon–gluon splitting functions at LO are as follows:

$$P_{gg}^{(0)} = C_G \left[\frac{2x}{(1-x)_+} + 2x(1-x) + \frac{2(1-x)}{x} \right] + \left[\frac{11}{6}C_G - \frac{2}{3}T_F \right] \delta(x-1), \quad (20)$$

$$\Delta P_{gg}^{(0)} = C_G \left[\frac{2x}{(1-x)_+} + 4(1-x) \right] + \left[\frac{11}{6}C_G - \frac{2}{3}T_F \right] \delta(x-1), \quad (21)$$

$$\Delta_T P_{gg}^{(0)} = C_G \left[\frac{2x}{(1-x)_+} \right] + \left[\frac{11}{6}C_G - \frac{2}{3}T_F \right] \delta(x-1). \quad (22)$$

The first moment in the helicity case, is precisely the leading-order β -function coefficient β_0 . Thus, the first moment of the helicity density Δg grows as $1/\alpha_s$, for the transversity density case $\Delta_T g$ grows *less*, while g (which, of course, is actually infinite) grows *more* (as $1/x$). All three kernels behave similarly for $x \rightarrow 1$.

3.3 Orbital angular momentum

It is also natural to ask how the question of orbital angular momentum develops in the case of transversity. Now, since $\Delta_T q$ and $\Delta_T g$ evolve independently (recall there is no mixing), the total spin fraction of each of the two parton types must be conserved *separately*. Thus, in the usual way, the splitting functions necessarily generate compensating orbital angular momentum, but for each separately.

Given that $\Delta_T q$ *decreases* with increasing Q^2 , L_T^q must *increase* in magnitude (assuming a “primordial” value of zero) with the *same sign* as the initial quark spin; the final value will however be limited. In contrast, $\Delta_T g$ increases without bound (just as Δg); thus, L_T^g must also increase in magnitude, but with the *opposite sign* to the initial gluon spin.

3.4 LO evolution

The physical implications of evolution for the transversity distributions may now be examined. Obviously, still lacking is a starting distribution: a reasonable model may be provided by taking $\Delta_T q = \Delta q$ at some very low scale. The LO evolution for such a hypothetical u -quark distribution is displayed in Fig. 6. The relative weakening of the transversity distribution with increasing scale is evident. The top (dot–dashed) curve shows the evolution of $\Delta_T u$ obtained using P_{qq} (in place of $\Delta_T P_{qq}$), the difference with respect to the standard evolution of Δu is due entirely to the lack (presence) of gluon mixing in the the transversity (helicity) case.

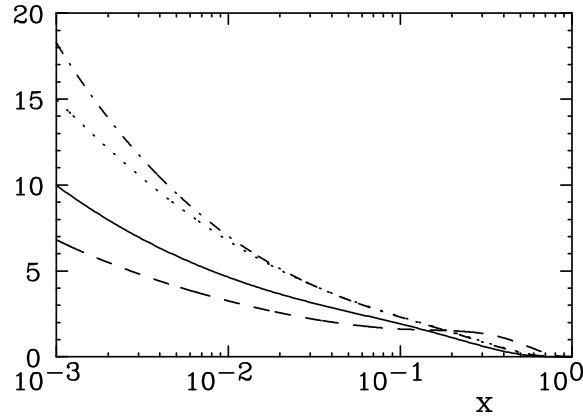


Fig. 6. The evolution of u -quark helicity and transversity distributions compared. The input is $\Delta_{\mathcal{T}u} = \Delta u$ at $Q_0^2 = 0.23 \text{ GeV}^2$ (dashed curve). The solid (dotted) curve shows $\Delta_{\mathcal{T}u}$ (Δu) at $Q^2 = 25 \text{ GeV}^2$. The dot-dashed curve shows the non-singlet evolution of $\Delta_{\mathcal{T}u}$ at $Q^2 = 25 \text{ GeV}^2$ driven by P_{qq} .

3.5 Next-to-leading order kernels

As we move to NLO the situation becomes a little more complicated: while there is still *no* quark–gluon mixing (for the same reasons), there does arise quark–antiquark mixing due to pair production (as is usual at this order). In addition, of course, the expressions get much longer and harder to calculate! The calculations have been performed by three groups: Hayashigaki, Kanazawa and Koike [8], Kumano and Miyama [9], and Vogelsang [10]. In addition, the gluon case has been dealt with by Vogelsang [25].

The one-loop coefficient functions for DY are also known, and in different renormalisation schemes, see Vogelsang and Weber [26], Contogouris, Kamal and Mereshvili [27], Kamal [28], and Vogelsang [10]. However, such corrections are not yet known for any other process.

3.6 NLO evolution

The full next-to-leading order evolution may thus be studied phenomenologically. Again not having any data input for $\Delta_{\mathcal{T}qq}$ we must resort to modelling, typically by assuming equality with the helicity distributions at some starting scale. The effects of next-to-leading order evolution on the first two moments are displayed in Fig. 7; recall that the vector and axial-vector charges are constant. In Fig. 8 a comparison is shown of the effects at LO and NLO. Note that there is also a difference in the input moving from LO to NLO owing to the differing Wilson coefficients at NLO.

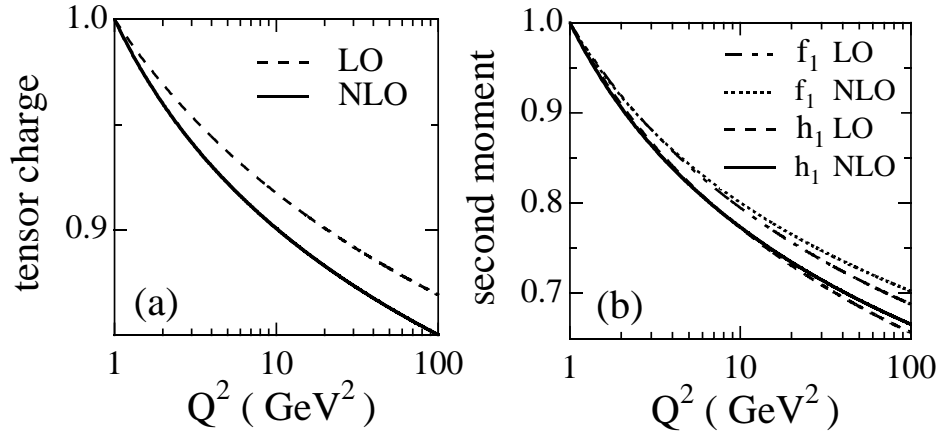


Fig. 7. The LO and NLO Q^2 -evolution of (a) the tensor charge and (b) the second moments of $h_1(x, Q^2)$ and $f_1(x, Q^2)$, all curves are normalised to unity at $Q^2 = 1 \text{ GeV}^2$ (taken from [8]).

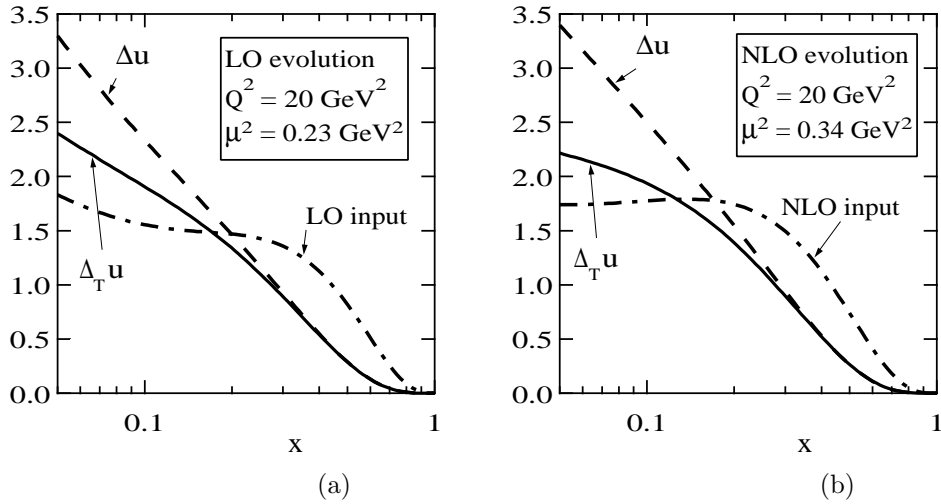


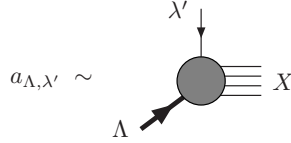
Fig. 8. A comparison of the Q^2 -evolution of $\Delta_T u(x, Q^2)$ and $\Delta u(x, Q^2)$ at (a) LO and (b) NLO, assuming the same starting values as input (taken from [8]).

4 The Soffer Bound

In the case of spin-dependent distributions there exist rather obvious positivity bounds with respect to the corresponding unpolarised cases: since the q_{\pm} are positive definite (at least in the naïve parton model) it follows that $|\Delta q| \leq q$ (the former being the difference and the latter the sum of the same two positive defi-

nite quantities), with an analogous inequality also holding for $|\Delta_T q|$. In addition, the transversity distribution is constrained by a much less obvious bound derived by Soffer [29]. The derivation, which we shall follow somewhat schematically, is an instructive example of the necessity of considering *amplitudes* and not simple *probability densities* when dealing with problems involving spin states. The central point here is the presence of both longitudinal *and* transverse spin states; thus either one or the other must be translated into a different basis.

It is useful to introduce the following hadron-parton amplitudes:



in terms of which the various partonic densities may be expressed as various combinations,

$$f(x) \propto \text{Im}(\mathcal{A}_{++} + \mathcal{A}_{+-}) \propto \sum_X (a_{++}^* a_{++} + a_{+-}^* a_{+-}), \quad (23)$$

$$\Delta f(x) \propto \text{Im}(\mathcal{A}_{++} - \mathcal{A}_{+-}) \propto \sum_X (a_{++}^* a_{++} - a_{+-}^* a_{+-}), \quad (24)$$

$$\Delta_T f(x) \propto \text{Im} \mathcal{A}_{+-} \propto \sum_X a_{--}^* a_{++}. \quad (25)$$

Using these quantities it is then possible to construct a rather non-trivial Schwartz-type inequality:

$$\sum_X |a_{++} \pm a_{--}|^2 \geq 0 \quad \Rightarrow \quad \sum_X a_{++}^* a_{++} \pm \sum_X a_{--}^* a_{++} \geq 0, \quad (26)$$

which in turn leads to

$$f_+(x) \geq |\Delta_T f(x)| \quad \text{or} \quad f(x) + \Delta f(x) \geq 2|\Delta_T f(x)|. \quad (27)$$

This last inequality is precisely the Soffer bound, which interestingly involves all three leading-twist distributions. Such a bound can, of course, become particularly stringent in the case of helicity distributions that are negative, as is the case for the d quark.

4.1 Evolution of the Soffer bound

The doubt immediately arises as to whether the bound is respected by QCD evolution; this is not at all a futile question since it is well known that evolution (in particular, towards *lower* scales) does not even respect the basic positivity of the *un*-polarised densities. This problem can be traced to the fact that partonic densities are not physical quantities and thus beyond the LO they are not well defined.

A quark seen by a DIS photon may be “primordial” in origin (in some definition) or be part of a $q\bar{q}$ pair created from a primordial gluon (in another). A redefinition of the densities may lead to a gluonic contribution to the physical DIS cross-section *exceeding* the total cross-section. This will in turn determine a negative implied value for the primordial quark densities.

Now, the problem is different at LO and NLO. At leading order there are no ambiguities and one merely has to inspect the form of the AP kernels. At NLO there is no unique definition of the kernels and the situation is more complicated. Let us start by examining the situation at LO. Maintenance of the Soffer bound under QCD evolution has been argued by Bourrely, Leader and Teryaev [30]. It is indeed possible to make rather general arguments: the non-singular terms in the kernels are always positive definite and thus cannot affect positivity statements. However, the IR singular (“plus” regularised) terms in the kernel are negative and thus in principle can affect inequalities such as that of Soffer. Let us rewrite the plus-regularised terms in the following manner:

$$P_+(x, t) = P(x, t) - \delta(1-x) \int_0^1 \frac{dy}{y} P(y, t). \quad (28)$$

The DGLAP equations can then be recast in a Boltzmann form:

$$\frac{dq(x, t)}{dt} = \int_x^1 \frac{dy}{y} q(y, t) P\left(\frac{x}{y}, t\right) - \int_0^x \frac{dy}{x} q(x, t) P\left(\frac{y}{x}, t\right). \quad (29)$$

One sees that the negative term on the right-hand side is “diagonal” in x and thus cannot change the sign of $q(x, t)$, since $q(x, t)$ must go through zero to turn negative, at which point the evolution switches off. Thus, let us write

$$\frac{dq_{\pm}(x, t)}{dt} = P_{+\pm}(x, t) \otimes q_+(x, t) + P_{+\mp}(x, t) \otimes q_-(x, t). \quad (30)$$

Then, positivity of the initial distributions, $q_{\pm}(x, t_0) \geq 0$ or $|\Delta q(x, t_0)| \leq q(x, t_0)$, will certainly be preserved if both kernels $P_{+\pm}$ are positive, which is indeed true. Such an argument can also be extended in a straight-forward manner to the singlet distributions.

A generalisation of this argument leads to maintenance of the Soffer bound under LO evolution: consideration of the combinations

$$Q_{\pm}(x) = q_+(x) \pm \Delta_T q(x), \quad (31)$$

and their evolution kernels indeed demonstrates the stability of the Soffer bound under QCD evolution.

4.2 Positivity in evolution and NLO corrections

Moving on to NLO, as mentioned earlier, the situation is more subtle. A general comment on positivity constraints concerns the well-known (though *oft forgotten*)

ambiguity in the definition of a partonic density beyond the leading order in QCD. The physical interpretation of parton distributions or densities is well-defined and unique in the naïve parton model and in QCD *only* up to the leading-logarithmic approximation (LLA). Beyond the LLA the coefficient functions and higher-order AP splitting kernels become renormalisation-scheme dependent. Thus, for some arbitrary scheme adopting a given starting point (in Q^2) where positivity is obeyed, there can be no guarantee *a priori* of positivity at all Q^2 .

Such an argument may be turned on its head: that is, such considerations could provide a criterion for choosing or preferring certain schemes. In other words, one might decide to adopt only those schemes in which positivity remains guaranteed at higher orders. However, it should be noted that since the unique physical meaning of a quark or a gluon beyond the LLA is in any case necessarily lost, such an exercise has probably little or no physical significance, save perhaps that of possibly endowing numerical evolution programmes with greater stability. That is, it would avoid the creation of situations in which there are large (essentially unphysical) cancellations between opposite sign (and individually positivity violating) polarised quark and gluon densities—necessary to render the final physical cross-sections positivity respecting.

5 A DIS Definition for Transversity

A potentially worrisome and well-known aspect of all phenomenological parton studies is represented by the presence of non-negligible so-called K factors. All the other twist-two distribution functions have a natural definition in DIS, where indeed the parton model is usually formulated. However, when translated to DY, for example, large K factors appear in the form of radiative corrections $\sim O(\pi\alpha_s)$ to the Wilson coefficients. At RHIC energies such a correction would be an order 30% contribution, while at the lower EMC/SMC energies it could even be as much as around 100%.

Now, in the case of transversity the pure DY coefficient functions are known to $O(\alpha_s)$, but are scheme dependent. Moreover, a $\frac{\ln^2 x}{1-x}$ term appears that is not found in either the spin-averaged or helicity-dependent DY. Not only, there is also the problem mentioned earlier arising in connection with the vector–scalar current product. This last point is of some relevance as it is connected to a possible (albeit hypothetical) DIS-type process, sensitive to the transversity densities.

5.1 DIS Higgs–photon interference

In order to obtain a DIS-like process in which transversity may play a rôle, it is clearly necessary to introduce the possibility of spin-flip. This essentially means a scalar (or alternatively tensor) vertex. The method of Ioffe and Khodjamirian effectively has precisely this—a physical interpretation would be a Higgs–photon interference contribution to the DIS cross-section, see Fig. 9. The extra logarithmic contribution from the scalar vertex, which was at the heart of the problem noted earlier, is factorised into the Higgs–quark coupling constant (or equivalently the

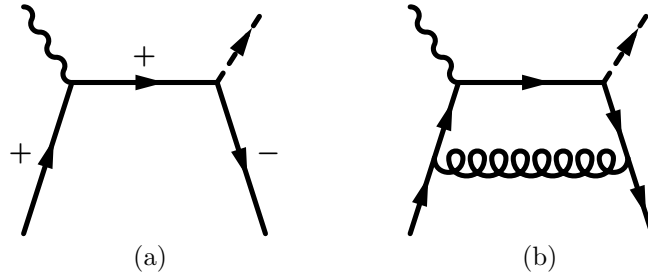


Fig. 9. Higgs–photon interference diagrams: (a) the Born approximation and (b) example one-loop contribution to both the LO anomalous dimensions and the NLO Wilson coefficient function.

running quark mass) and therefore does not contribute to the DIS process.

5.2 A Drell–Yan K factor

Complete evaluation at a numerical level would require inclusion of the full two-loop anomalous dimensions and the one-loop Wilson coefficient functions. However, a reasonable first indication may be obtained simply from the one-loop Wilson coefficient calculated for diagrams such as those in Fig. 9b. The results are

$$C_{q,\text{DY}}^f - 2C_{q,\text{DIS}}^f = \frac{\alpha_s}{2\pi} C_F \left[\frac{3}{(1-z)_+} + 2(1+z^2) \left(\frac{\ln(1-z)}{1-z} \right)_+ - 6 - 4z + \left(\frac{4}{3}\pi^2 + 1 \right) \delta(1-z) \right], \quad (32a)$$

$$C_{q,\text{DY}}^g - 2C_{q,\text{DIS}}^g = C_{q,\text{DY}}^f - 2C_{q,\text{DIS}}^f + \frac{\alpha_s}{2\pi} C_F [2 + 2z], \quad (32b)$$

$$C_{q,\text{DY}}^h - 2C_{q,\text{DIS}}^h = \frac{\alpha_s}{2\pi} C_F \left[\frac{3z}{(1-z)_+} + 4z \left(\frac{\ln(1-z)}{1-z} \right)_+ + 4(1-z) - 6z \frac{\ln^2 z}{1-z} + \left(\frac{4}{3}\pi^2 - 1 \right) \delta(1-z) \right], \quad (32c)$$

where $C_F = \frac{4}{3}$ is the usual colour-group Casimir for the fermion representation. The three expressions represent the translation coefficient in going from a DIS input to a DY output, in other words, quite literally the difference in the Wilson coefficient relevant to the two cases (the factor in front of the DIS coefficient reflects the fact that two partons interact in the DY process). The first line was first calculated by Altarelli, Ellis and Martinelli [31] and is the correction for the unpolarised processes, the second is the corresponding correction in the case of longitudinal polarisation and was first calculated by Ratcliffe [32] and the third expression [33] is the corresponding correction in the case of transversity, using for the DIS side the Higgs–photon interference process described above.

Two substantial differences immediately stand out: firstly, the residues at $x = 1$ are identical in all cases, except for the δ -function contributions; and secondly, a $\frac{\ln^2 x}{1-x}$ term appears in the transversity case, which is not present in either of the other two cases. This term actually appears in the DY Wilson coefficient and may be traced back to the different phase-space integration owing to the necessity of *not* averaging over the azimuthal angle of the final lepton pair.

By way of comparison, in Fig. 10 the moments of the three coefficients, *i.e.*, q ,

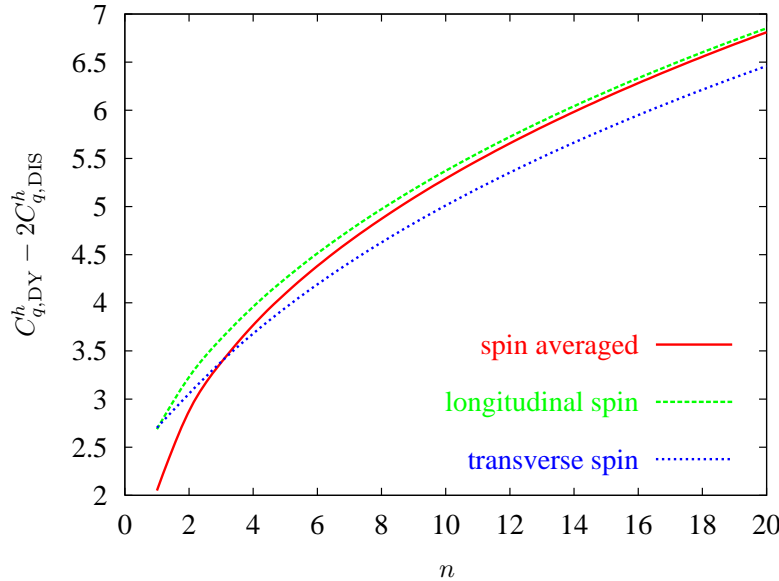


Fig. 10. Mellin moments of the DY–DIS coefficient difference for q , Δq and $\Delta_T q$.

Δq and $\Delta_T q$ are shown as a function of moment (recall that higher moments are more sensitive to larger x). Note that while there is convergence between q and Δq for growing n , the transversity coefficient has a rather different behaviour.

The importance of these corrections is best exemplified by an asymmetry calculation for a physical cross-section. Thus, in Fig. 11 both the LO and NLO asymmetries are shown for both the helicity and transversity cases. Note that here only one-loop evolution has been applied; one would not however expect the two-loop anomalous dimensions to dramatically alter the effects shown. Again, one sees how the transversity asymmetry differs substantially from that for helicity (not shown—see [32]): while in the latter case the NLO asymmetry slowly converges to the LO calculation for growing $\tau = Q^2/s$ as is to be expected if the large so-called π^2 corrections are identical between numerator and denominator (as indeed is true in the helicity case), in the former the asymmetry corrections are exceedingly sensitive to variations in τ and can be quite large.

Examining the different curves, one sees that there is a non-vanishing difference

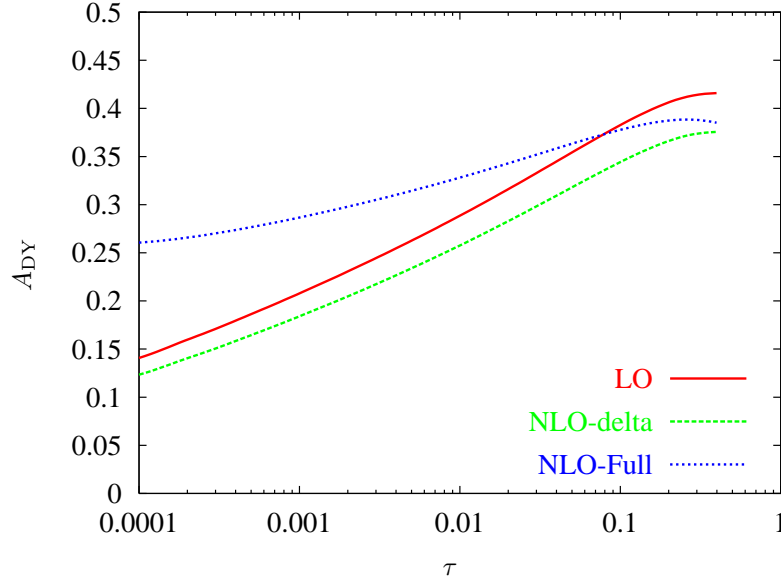


Fig. 11. The transversity asymmetry (valence contributions only) for the DY process. The variable is $\tau = Q^2/s$, with in this calculations $s = 4 \cdot 10^4 \text{ GeV}^2$, the kinematical limits are $\tau < x_1, x_2 < 1$.

for large τ , traceable to the differing residues at $x = 1$; and a still larger difference for small τ , arising from the rather different functional forms involved in the numerator and denominator. That there should be such large differences, obviously becoming more important where α_s is larger (*i.e.*, for small τ and/or s), must sound a warning bell to anyone considering making predictions based on models normalised to DIS distributions, and likewise to anyone wishing to extract densities from DY-like measurements.

At this point one might object that the higher-order splitting kernels have also now been calculated, indeed for all three cases—see below, and thus the usual ambiguities are really only present at next-to-next-to-leading order (NNLO). In fact, the calculation of the two-loop anomalous dimensions for h_1 has been presented in three papers: Hayashigaki, Kanazawa and Koike [8] and Kumano and Miyama [9] used the minimal subtraction ($\overline{\text{MS}}$) scheme in the Feynman gauge while Vogelsang [10] adopted the modified minimal subtraction ($\overline{\text{MS}}$) scheme in the light-cone gauge. These complement the earlier two-loop calculations for the two other better-known twist-two structure functions: f_1 [34–40] and g_1 [41–43]. However, this is not quite the point, indeed there is actually no ambiguity in the expressions (32a–c).

Most model calculations make some (albeit indirect) reference to DIS and transversity densities are then normalised in parallel with the unpolarised densities. Thus predictions for a DY cross-section should, for consistency, include something

like the corrections calculated here. Of course, it is hard to make the claim that the approach adopted here provides precisely the form of correction that really applies. However, the fact that even at the level of an asymmetry large corrections remain must be taken as a warning that transversity densities too could reserve surprises. Note that such observations have absolutely no relevance though to the question of pure QCD evolution.

6 Comments and Concluding Remarks

By way of concluding remarks let us simply try to recapitulate the important points touched in this all too brief presentation. First a few well-understood and theoretically clear points:

- Both the non-singlet and non-mixing behaviour render transversity surprisingly simpler and more transparent to study, with respect to its better-known siblings, both from an experimental and theoretical point of view.
- At high energies QCD evolution suppresses $\Delta_T q$ with respect to both Δq and q ; thus, first measurements will best be performed at lower values of Q^2 . However, complementary high- Q^2 measurements will always be required to perform meaningful evolution studies.
- The previous observation may be turned on its head: transversity will be a wonderful place to study QCD evolution as even the first moment evolves rather rapidly.

On the other hand, there are also aspects that appear to be less well understood and that could therefore well lead to surprises:

- If the calculations reported here are at all indicative, the well-known large K factors involved in the translation between DIS and DY may, in the case of transversity, lead to rather unstable asymmetries and thus poorly defined extracted partonic densities.
- If the argument leading to the conclusion that gluon transversity is excluded from spin-half baryons should turn out to be flawed, this might be a new indication of the importance of orbital angular momentum effects.

I should remark that there has been neither the time or space here to discuss the very rich and interesting phenomenology associated with single-spin asymmetries, which could also turn out to be related to transversity (see, for example, [11] and references therein).

As a final word then, it should now be obvious that transverse-spin effects, far from being negligible and uninteresting at high energies, already from a solid theoretical viewpoint actually promise an interesting window onto the workings of QCD evolution. Moreover, the possibility of further spin-driven surprises from this experimentally new sector is not to be ignored and the theory community is now eagerly awaiting the first data.

References

- [1] Ralston, J., and Soper, D.E., *Nucl. Phys.* **B152** (1979) 109.
- [2] Baldracchini, F., Craigie, N.S., Roberto, V., and Socolovsky, M., *Fortschr. Phys.* **30** (1981) 505.
- [3] Artru, X., and Mekhfi, M., *Z. Phys.* **C45** (1990) 669.
- [4] Kodaira, J., Matsuda, S., Sasaki, K., and Uematsu, T., *Nucl. Phys.* **B159** (1979) 99.
- [5] Antoniadis, I., and Kounnas, C., *Phys. Rev.* **D24** (1981) 505.
- [6] Bukhvostov, A.P., Kuraev, É.A., and Lipatov, L.N., *Yad. Fiz.* **38** (1983) 439; *transl., Sov. J. Nucl. Phys.* **38** (1983) 263.
- [7] Ratcliffe, P.G., *Nucl. Phys.* **B264** (1986) 493.
- [8] Hayashigaki, A., Kanazawa, Y., and Koike, Y., *Phys. Rev.* **D56** (1997) 7350; hep-ph/9707208.
- [9] Kumano, S., and Miyama, M., *Phys. Rev.* **D56** (1997) R2504; hep-ph/9706420.
- [10] Vogelsang, W., *Phys. Rev.* **D57** (1998) 1886; hep-ph/9706511.
- [11] Barone, V., Drago, A., and Ratcliffe, P.G., *Phys. Rep.* **359** (2002) 1; hep-ph/0104283.
- [12] Jaffe, R.L., in Proc. of the *Int. School of Nucleon Spin Structure* (Erice, Aug. 1995), eds. B. Frois, V.W. Hughes and N. de Groot (World Sci., 1997), p. 42; hep-ph/9602236.
- [13] Jaffe, R.L., and Ji, X.-D., *Nucl. Phys.* **B375** (1992) 527.
- [14] Altarelli, G., and Parisi, G., *Nucl. Phys.* **B126** (1977) 298.
- [15] Ratcliffe, P.G., *Phys. Lett.* **B192** (1987) 180.
- [16] Stueckelberg, E.C.G., and Petermann, A., *Helv. Phys. Acta* **26** (1953) 499.
- [17] Gell-Mann, M., and Low, F.E., *Phys. Rev.* **95** (1954) 1300.
- [18] Craigie, N.S., and Jones, H.F., *Nucl. Phys.* **B172** (1980) 59.
- [19] Dokshitzer, Yu.L., Diakonov, D.I., and Troian, S.I., *Phys. Rep.* **58** (1980) 269.
- [20] Ioffe, B.L., and Khodjamirian, A., *Phys. Rev.* **D51** (1995) 3373; hep-ph/9403371.
- [21] Blümlein, J., *Eur. Phys. J.* **C20** (2001) 683; hep-ph/0104099.

- [22] Gribov, V.N., and Lipatov, L.N., *Yad. Fiz.* **15** (1972) 781; *transl., Sov. J. Nucl. Phys.* **15** (1972) 438.
- [23] Lipatov, L.N., *Yad. Fiz.* **20** (1974) 181; *transl., Sov. J. Nucl. Phys.* **20** (1975) 94.
- [24] Dokshitzer, Yu.L., *Zh. Eksp. Teor. Fiz.* **73** (1977) 1216; *transl., Sov. Phys. JETP* **46** (1977) 641.
- [25] Vogelsang, W., in Proc. of the *Cracow Epiphany Conf. on Spin Effects in Particle Physics and Tempus Workshop* (Cracow, Jan. 1998), eds. K. Fialkowski and M. Jezabek; *Acta Phys. Pol.* **B29** (1998) 1189; hep-ph/9805295.
- [26] Vogelsang, W., and Weber, A., *Phys. Rev.* **D48** (1993) 2073.
- [27] Contogouris, A.P., Kamal, B., and Merebashvili, Z., *Phys. Lett.* **B337** (1994) 169.
- [28] Kamal, B., *Phys. Rev.* **D53** (1996) 1142; hep-ph/9511217.
- [29] Soffer, J., *Phys. Rev. Lett.* **74** (1995) 1292; hep-ph/9409254.
- [30] Bourrely, C., Leader, E., and Teryaev, O.V., in Proc. of the *VII Workshop on High-Energy Spin Physics* (Dubna, July 1997); hep-ph/9803238.
- [31] Altarelli, G., Ellis, R.K., and Martinelli, G., *Nucl. Phys.* **B143** (1978) 521; *erratum, ibid.* **B146** (1978) 544.
- [32] Ratcliffe, P.G., *Nucl. Phys.* **B223** (1983) 45.
- [33] Ratcliffe, P.G., work in progress.
- [34] Floratos, E.G., Ross, D.A., and Sachrajda, C.T., *Nucl. Phys.* **B129** (1977) 66; *erratum, ibid.* **B139** (1978) 545.
- [35] Floratos, E.G., Ross, D.A., and Sachrajda, C.T., *Nucl. Phys.* **B152** (1979) 493.
- [36] González-Arroyo, A., López, C., and Ynduráin, F.J., *Nucl. Phys.* **B153** (1979) 161.
- [37] Curci, G., Furmanski, W., and Petronzio, R., *Nucl. Phys.* **B175** (1980) 27.
- [38] Furmanski, W., and Petronzio, R., *Phys. Lett.* **B97** (1980) 437.
- [39] Floratos, E.G., Lacaze, R., and Kounnas, C., *Phys. Lett.* **B98** (1981) 89.
- [40] Floratos, E.G., Lacaze, R., and Kounnas, C., *Phys. Lett.* **B98** (1981) 285.
- [41] Mertig, R., and van Neerven, W.L., *Z. Phys.* **C70** (1996) 637; hep-ph/9506451.
- [42] Vogelsang, W., *Phys. Rev.* **D54** (1996) 2023; hep-ph/9512218.
- [43] Vogelsang, W., *Nucl. Phys.* **B475** (1996) 47; hep-ph/9603366.