

# Can R-Parity violation explain the apparent $B \rightarrow \pi^+ \pi^-$ anomaly ?

**Gautam Bhattacharyya** \*

Saha Institute of Nuclear Physics, 1/AF Bidhan Nagar, Kolkata 700064, India

**Amitava Datta** †

Department of Physics, Jadavpur University, Kolkata 700032, India

**Anirban Kundu** ‡§

Universität Dortmund, Institut für Physik, D-44221 Dortmund, Germany

February 8, 2020

## Abstract

All predictions based on the standard model for the branching ratio and CP asymmetries in the decay channels  $B_d(\overline{B}_d) \rightarrow \pi^+ \pi^-$  in general rely on the predictive hard final state interaction dominance hypothesis, yielding small strong phases. Such small values are disfavoured by the current data, in particular by the large CP asymmetries measured by the Belle collaboration, which seem to require the relevant phase to be large, although experimental uncertainties do not permit the final verdict. It is shown that in the presence of R-parity violating supersymmetry a new tree level contribution to the decay amplitude may lead to branching ratio and asymmetries compatible with the data even if the strong phase happens to be small. Further tests of this model via related  $B$ -decay modes and collider searches are discussed.

PACS Nos: 11.30.Fs, 12.60.Jv, 13.25.Hw

Key Words: R-parity violation, B-decays

---

\*Electronic address: gb@theory.saha.ernet.in

†Electronic address: adatta@juphys.ernet.in

‡Electronic address: kundu@zylon.physik.uni-dortmund.de

§On leave from Department of Physics, Jadavpur University, Kolkata 700032, India

It has long been known that the channel  $B \rightarrow \pi^+\pi^-$  would give us the first estimate of the unitarity triangle (UT) angle  $\alpha$  (we use  $B$  as a general shorthand for both  $B_d$  and  $\overline{B}_d$ ). A large volume of data on this channel has recently been made available by BaBar, Belle and CLEO collaborations. The branching ratio (BR), averaged over  $B_d$  and  $\overline{B}_d$  decays, has been measured by all the three groups. The world average is given by [1]:

$$\text{BR}(B \rightarrow \pi^+\pi^-) = (4.4 \pm 0.9) \times 10^{-6}. \quad (1)$$

The CP-violating asymmetries have been measured by both BaBar and Belle collaborations. The time dependent asymmetry  $a_f^{dm}(t)$  for any flavour non-specific decay  $B_q \rightarrow f$ , where  $f$  is a final state accessible to both  $B_q$  and  $\overline{B}_q$  mesons and  $q = d$  or  $s$ , is defined by

$$\begin{aligned} a_f^{dm}(t) &= \frac{\Gamma(B_q(t) \rightarrow f) - \Gamma(\overline{B}_q(t) \rightarrow f)}{\Gamma(B_q(t) \rightarrow f) + \Gamma(\overline{B}_q(t) \rightarrow f)} \\ &= a_f^d \cos \Delta m t + a_f^m \sin \Delta m t \end{aligned} \quad (2)$$

where  $\Delta m$  is the mass difference between the two mass eigenstates. The data for the  $\pi^+\pi^-$  decay channel are quoted in terms of  $S_{\pi\pi} = -a_{\pi\pi}^m$  (the asymmetry parameter corresponding to mixing induced CP violation [2]) and  $C_{\pi\pi} = a_{\pi\pi}^d$  (the asymmetry parameter corresponding to direct CP violation [2]). The latter parameter is denoted by  $A_{\pi\pi}$  in the notation of Belle, where  $C_{\pi\pi} = -A_{\pi\pi}$ . The latest results are:

$$\begin{aligned} S_{\pi\pi} &= 0.02 \pm 0.34 \pm 0.05 \quad (\text{BaBar [3]}); \quad -1.21_{-0.27}^{+0.38+0.16}_{-0.13} \quad (\text{Belle [4]}); \\ C_{\pi\pi} &= -0.30 \pm 0.25 \pm 0.04 \quad (\text{BaBar [3]}); \quad -0.94_{-0.25}^{+0.31} \pm 0.09 \quad (\text{Belle [4]}). \end{aligned} \quad (3)$$

In view of the model independent constraint  $S_{\pi\pi}^2 + C_{\pi\pi}^2 < 1.0$ , the large central values indicated by the Belle data should not be taken at face values. Nevertheless this shows for the first time that large (almost maximal) direct CP violating asymmetry in this channel is a distinct possibility contrary to earlier beliefs.

Now the crux of the matter is that *it is difficult to simultaneously explain the  $\text{BR}(B \rightarrow \pi^+\pi^-)$  and the Belle CP-asymmetry data within the framework of the standard model (SM)*. We shall elaborate this point in the following.

For the sake of simplicity let us assume that only two interfering amplitudes contribute to  $\overline{B}_d \rightarrow \pi^+\pi^-$  and denote them by

$$a_1 \exp(i\phi_1) \exp(i\delta_1) \quad \text{and} \quad a_2 \exp(i\phi_2) \exp(i\delta_2),$$

where  $\phi_i$ 's and  $\delta_i$ 's ( $i = 1, 2$ ) are the weak and the strong phases respectively. We also use the notation

$$\Delta\delta = \delta_2 - \delta_1; \quad \Delta\phi = \phi_2 - \phi_1 \quad (4)$$

The observables  $a_{CP}^d$  and  $a_{CP}^m$  can be expressed in terms of the above parameters. One obtains

$$a_{CP}^d = \frac{1 - |\lambda_{\pi\pi}|^2}{1 + |\lambda_{\pi\pi}|^2} = \frac{2a_1a_2 \sin \Delta\phi \sin \Delta\delta}{a_1^2 + a_2^2 + 2a_1a_2 \cos \Delta\phi \cos \Delta\delta}, \quad (5)$$

$$\text{and} \quad a_{CP}^m = \frac{2 \text{Im} \lambda_{\pi\pi}}{1 + |\lambda_{\pi\pi}|^2}, \quad \text{where} \quad (6)$$

$$\lambda_{\pi\pi} = e^{-i\phi_M} \frac{\langle \pi\pi | \overline{B}_q \rangle}{\langle \pi\pi | B_q \rangle} = \eta_{CP} e^{i(-\phi_M + 2\phi_1)} \frac{(a_1^2 + a_2^2 e^{2i\Delta\phi} + 2a_1a_2 e^{i\Delta\phi} \cos \Delta\delta)}{(a_1^2 + a_2^2 + 2a_1a_2 \cos(\Delta\delta - \Delta\phi))}. \quad (7)$$

Here  $\phi_M$  is the phase of the  $B_d - \bar{B}_d$  mixing amplitude (this may include phases from the CKM elements as well as phases from new physics), and  $\eta_{CP}$  is the CP eigenvalue (+1) for the final state  $\pi^+\pi^-$ .

For the sake of completeness we also include the expressions for the BR ( $B \rightarrow \pi^+\pi^-$ ):

$$\begin{aligned}\text{BR}(B_d \rightarrow \pi^+\pi^-) &\sim a_1^2 + a_2^2 + 2a_1a_2 \cos(\Delta\delta - \Delta\phi) \\ \text{BR}(\bar{B}_d \rightarrow \pi^+\pi^-) &\sim a_1^2 + a_2^2 + 2a_1a_2 \cos(\Delta\delta + \Delta\phi),\end{aligned}\tag{8}$$

where the phase space factors have been suppressed. When one averages over these two terms, one obtains the expression in the denominator of Eq. (5).

In the SM  $a_1$  and  $a_2$  are identified with the tree and the top-mediated penguin amplitudes [2] respectively, so that  $\phi_1 = -\gamma$ ,  $\phi_2 = \beta$  and  $\phi_M = 2\beta$ . One expects  $a_2$  to be considerably suppressed with respect to  $a_1$  due to the standard loop suppression factors. In addition the hard final state interaction (HFSI) dominance hypothesis, which all calculations with predictive power employ (see below) in one form or the other, implies  $|\sin \Delta\delta| \ll 1$ . Thus the observable  $a_{CP}^d$  appears to be generically small. Moreover, as we shall see below, the measured BR in Eq. (1), turns out to be smaller than the SM prediction, the degree of discrepancy depending upon the method of calculation.

This leads us to the problem: Explanation of the BR ( $B \rightarrow \pi^+\pi^-$ ) needs a strong destructive interference between the two amplitudes, leading to  $|\cos \Delta\delta| \sim 1$ , whereas the large asymmetry as measured by Belle requires  $|\sin \Delta\delta| \sim 1$  (see Eq. (5)), both of which cannot be reconciled at the same time. As we shall see below, this inherent conflict shows up in most of the analyses within the framework of the SM. However, due to large error bars in the current data and uncertainties in the theoretical predictions, one cannot conclusively exclude the SM but it will be under pressure if large asymmetries, as indicated by the Belle data and the central value of the BaBar data on  $C_{\pi\pi}$ , persist.

Now we shall comment very briefly on some detailed analysis in the SM. The short distance part of the effective Hamiltonian governing  $B$ -decays is well understood [2]. It consists of several QCD corrected four-Fermi effective operators popularly known as tree (or current-current) operators, QCD and electroweak penguin operators, etc. The corresponding Wilson coefficients have been obtained to the next-to-leading order (NLO) accuracy. We do not go into any discussions on the uncertainties coming from the regularisation scheme dependence, as well as the choice of the regularisation scale, and other theoretical and experimental uncertainties like the magnitude of the relevant CKM elements, the light quark masses, the decay form factors, etc. They only add to the overall uncertainty in the prediction.

In principle, the relevant decay amplitudes may be obtained by computing the matrix elements of these operators for specific initial and final states. However, here the long distance effects come into play and there is no foolproof way of handling them. Even more uncertain are the so called strong phases arising due to final state interactions. All calculations which are fully predictive assume the dominance of the so-called HFSI at the quark level. In the simplest approach the resulting strong phases, usually small in magnitude, are perturbatively computed from the absorptive part of the penguin diagram [5].

Long distance effects may also arise through soft final state interactions (SFI) at the hadron level. These non-perturbative phases can only be computed in specific models [6]. The resulting phases, which may be small or large depending on the channel, are very much model dependent.

There is no fully convincing argument which rigorously justify the HFSI dominance hypothesis. There

is of course the intuitive colour transparency argument according to which the SFI's are subdominant effects in decays which are not colour suppressed [7]. Some justification of the colour transparency argument can be found in the treatment of  $B$  decays in the QCD factorisation approach [8]. In this formulation, the basic assumption is that in the heavy quark limit  $\Lambda_{QCD} \ll m_b$  a nonleptonic  $B$  decay into two mesons is dominated by hard gluon exchange. The decay amplitude can be expressed in terms of a nonperturbative meson form factor, the light-cone wavefunctions of the participating mesons and a perturbatively calculable hard scattering kernel. While the first two are always real, the decay amplitude develops an imaginary part through the kernel. In the heavy quark limit, the strong interaction phases can be computed as expansions in  $\alpha_s$  and hence are small. At least in the leading order in  $\Lambda_{QCD}/m_b$ , all long distance effects can be absorbed in the meson form factor and the light-cone amplitudes (though beyond leading order this simple picture may break down). This prediction within the framework of perturbative QCD more or less agrees with the branching ratio measurements, particularly when both the final state mesons are light.

In view of the above uncertainties, both QCD and non-QCD, there is no universally accepted theoretical prediction on the nonleptonic decay modes in general. Several methods involving varying degrees of sophistication have been invoked.

The simplest method is the one based on conventional factorisation [9]. In this approach the relevant matrix elements are computed in terms of phenomenological parameters like form factors, the number of effective colours ( $N_c$ ) varying between 2 and infinity, quark masses etc. It is further assumed that the final state interactions can indeed be computed perturbatively as in [5]. The CKM parameters are varied over the entire range currently allowed by indirect phenomenological fits to several electroweak observables [10]. It was found that the CP-asymmetries and branching ratios of some of the  $B$ -decay channels (the so called type I processes) are remarkably stable with respect to the variation in  $N_c$ . These predictions were therefore marked as robust [9, 11]. The decay  $B \rightarrow \pi^+\pi^-$  belongs to this class.

When the predictions of [9] are confronted with recent data on  $B \rightarrow \pi^+\pi^-$ , several disagreements show up. First, the predicted BR for this mode, given by  $(9.0-15.0) \times 10^{-6}$ , appears to be higher than the experimental data by about  $5\sigma$ , even after all theoretical uncertainties are taken into account. It should, however, be emphasized that the branching ratios of many other  $B$  decay channels [1] are still in perfect agreement with the predictions of [9] (except when the decay product involves the  $\eta$  or  $\eta'$  mesons, which are outside the scope of our discussions).

The predictions for the CP asymmetries in the conventional factorisation approach are [11]:  $S_{\pi\pi} = -0.35^{+0.016}_{-0.022}$ ,  $C_{\pi\pi} = 0.07^{+0.036}_{-0.016}$ , for  $\rho = 0.12$ ,  $\eta = 0.34$ ,  $N_c = 3$  and  $k^2 = m_b^2 \pm 2 \text{ GeV}^2$ . Here  $\rho$  and  $\eta$  are well known Wolfenstein parameters and  $k^2$  is a measure of the degree of virtuality of the gluon. Varying the Wolfenstein parameters over the allowed range, it can be readily checked that the predictions are indeed incompatible with the Belle data.

In the QCD factorization approach [8] several observed branching ratios including that of the  $B \rightarrow \pi^+\pi^-$  channel can be explained (updated results can be found in Table 1 of [12]). Unfortunately the same cannot be said about the asymmetries. The predictions are clearly incompatible with the Belle data (see figure 2 of [12]). The BaBar data [3], because of the large error bars involved, are inconclusive at the moment. There is no immediate demand to invoke physics beyond the SM but the possibility of a future conflict with the SM remains open.

In the Perturbative QCD (PQCD) framework [13, 14] of the  $B$  meson decaying into two light mesons, the hard process dominates. The spectator quark, which is almost at rest, is required to emit a hard

gluon to receive sufficient kick to catch up a fast moving quark involved in the weak decay to form a meson. In this approach the final state interaction arising from soft gluon exchanges between final state hadrons are negligible. The novel result is that due to a sizable imaginary part in the factorized annihilation contribution, one can generate a significant direct CP violation in the  $B \rightarrow \pi^+\pi^-$  decay. PQCD generates a BR for the above mode which is close to the experimental number (the two are still incompatible at the  $1\sigma$  level), but the direct CP asymmetry ( $23 \pm 7\%$ ), though somewhat larger than the other predictions, is not compatible with the Belle data even at the  $2\sigma$  level.

In the analysis of [15] the magnitudes of the amplitudes are taken from earlier phenomenological fits [16]. These values are consistent with the predictions of the QCD factorisation approach [8] and are typically larger than the corresponding results of [9] by factors of 2.0 to 3.0. However, the strong phase difference  $\Delta\delta$  is fitted from the average of the Belle and BaBar results. It is then found that in order to explain the asymmetry data the angle  $\alpha$  of the unitarity triangle greater than  $\pi/2$  and  $\Delta\delta$  in the vicinity of  $-\pi/2$  are preferred. Such large magnitudes of  $\Delta\delta$  are certainly against the spirit of colour transparency and the QCD factorisation approach [8]. The BR data on the otherhand clearly prefer values of  $\Delta\delta$  close to zero or  $\pi$  for reasons discussed earlier. However,  $|\Delta\delta|$  close to  $\pi/2$ , as preferred by the asymmetry data, cannot be conclusively excluded in view of the large error bars (see, *e.g.*, figure 4 of [15]).

In a more recent work [17], several branching ratios and CP asymmetries in  $B \rightarrow K\pi$  and  $B \rightarrow \pi\pi$  channels were considered (in view of the large error bars  $S_{\pi\pi}$  and  $C_{\pi\pi}$  were not included in the fit). Using the amplitudes as given by the conventional factorisation [9, 11], it was concluded that large values of the strong phase difference are preferred by the data, which is also against the spirit of the colour transparency argument.

In summary the following conclusions emerge. If there is indeed a large direct CP violating asymmetry, as is indicated by the Belle data, then no calculation from first principles based on the hypothesis of HFSI dominance, can explain the data, be it the conventional factorisation [9, 11], the QCD factorisation [8] or the PQCD approach [13]. In fact as long as the large SFI's, apparently favoured by the data [15, 17] cannot be computed from first principles, no such theory has any predictive power.

In view of this an alternative scenario seems to be quite appealing, which we pursue in this letter. Does any kind of new physics, with a relatively small strong phase compatible with the HFSI dominance hypothesis [7, 8], describe the Belle asymmetry and the BR ( $B \rightarrow \pi^+\pi^-$ ) data adequately? If so, what else can be said about that new physics?

In this letter we shall show that this alternative can indeed be achieved by supersymmetry with R-parity violation (RPV) [18, 19]. Possible impacts of RPV on  $B$  decays has been emphasized by many authors [20, 21]. The main point is that unlike most extensions of the SM, *RPV contributes to  $B$  decay amplitudes at the tree level*. Moreover, the current bounds [19] on sparticle masses and couplings leave open the possibility that such contributions can indeed be comparable to or even larger than the SM amplitude. It may be recalled that the presence of two interfering amplitudes of comparable magnitude is essential for a large direct CP violating asymmetry (see Eq. (5)).

It is well known that in order to avoid rapid proton decay one cannot have both lepton number and baryon number violating RPV model, and we shall work with a lepton number violating one. This leads to slepton/sneutrino mediated  $B$  decays. Since the current lower bound on the slepton mass [19] is weaker than that on squark mass, larger effects within the reach of current round of experiments

are more probable in this scenario. We start with the superpotential

$$\mathcal{W}_{\lambda'} = \lambda'_{ijk} L_i Q_j D_k^c, \quad (9)$$

where  $i, j, k = 1, 2, 3$  are quark and lepton generation indices;  $L$  and  $Q$  are the SU(2)-doublet lepton and quark superfields and  $D^c$  is the SU(2)-singlet down-type quark superfield respectively. For the process  $B \rightarrow \pi^+ \pi^-$ , the relevant four-Fermi operator is of the form

$$\mathcal{H}_{\lambda'} = \frac{\lambda'_{i11} \lambda'^*_{i13}}{2m_{\tilde{e}_{L_i}}^2} (\bar{u} \gamma^\mu P_L u) (\bar{d} \gamma_\mu P_R b) + \text{h.c.} \quad (10)$$

where  $P_R(P_L) = (1 + (-)\gamma_5)/2$ . In the above formula  $i$  is the generation index of the slepton. The current bound on  $\lambda'_{111}$  is too restrictive ( $|\lambda'_{111}| < 3.5 \times 10^{-4}$  [19]), which rules out the possibility that this coupling plays any significant role in  $B$  decays. For  $i = 2$  or  $3$ , the bound on the product  $\lambda'_{i11} \lambda'^*_{i13}$  is rather modest ( $|\lambda'_{i11} \lambda'^*_{i13}| < 3.6 \times 10^{-3}$ ) [22]. Following the standard practice we shall assume that the RPV couplings are hierarchical *i.e.*, only one combination of the couplings is numerically significant.

The matrix element of the RPV operator for  $B \rightarrow \pi^+ \pi^-$  is given, using conventional factorisation [9], by

$$\langle \pi^+ \pi^- | \mathcal{H}_{\lambda'} | \overline{B_d} \rangle = -\frac{1}{4} \frac{\lambda'_{i11} \lambda'^*_{i13}}{m_{\tilde{e}_{L_i}}^2} \frac{m_\pi^2}{(m_d + m_u)(m_b - m_u)} f_\pi F_0^{B \rightarrow \pi}(m_\pi^2) (m_B^2 - m_\pi^2) \quad (11)$$

where  $f_\pi$  is the pion decay constant and  $F_0$  is the BSW formfactor. We consider the use of conventional factorisation to be the most conservative approach in this context since the SM predictions within this framework maximally disagree with the data.

Using this and the matrix elements of the SM operators à la the conventional factorisation [9], one can now calculate the BR and CP asymmetries. In order to obtain an intuitive feeling of the numerical results, it will be useful to give a close look at Eqs. (5-8), with the SM tree and RPV as the two interfering amplitudes. However, for actual numerical results the SM penguin amplitudes have been included.

A comment on the  $B$ - $\overline{B}$  mixing phase  $\phi_M$  in Eq. (7) is now in order. In the SM this phase is computed from the box diagram, and  $\phi_M$  turns out to be  $2\beta$ , where  $\beta$  is one of the angles of the unitarity triangle. When R-parity is violated some additional box diagrams contribute to the mixing amplitude [22]. The additional contribution is governed by the same combination ( $\lambda'_{i11} \lambda'^*_{i13}$ ) of RPV couplings which is at the focus of attention of this paper. Consistency, therefore, demands that this contribution be included. For simplicity, we do not take into consideration the contributions coming from the R-parity conserving sector of supersymmetry.

This may have profound consequences for the extraction of the angle  $\beta$  of the unitarity triangle. If we assume, as usual, hierarchical RPV couplings then only a particular combination of  $\lambda'$  couplings is numerically significant, which may directly influence only a few related  $B$  decay channels, where the underlying quark-level process is either  $b \rightarrow u\bar{u}d$  or  $b \rightarrow d\bar{d}d$ . However, RPV can universally affect all the mixing induced asymmetries through  $\phi_M$ . For example, the mixing induced asymmetries in  $B \rightarrow J/\psi K_S$  and  $B \rightarrow \phi K_S$  happen to be proportional to  $\sin 2\beta$  in the SM. In the presence of RPV, the apparent  $\beta$  ( $\beta_{eff}$ ) extracted from these asymmetries will not be equal to the SM  $\beta$ . If the other two angles of the unitarity triangle ( $\alpha$  and  $\gamma$ ) are measured through decay channels not affected by RPV, the measured values of the three angles may not add up to  $\pi$ . It is noted that even in the presence of RPV the same asymmetry should be measured in both the decay channels mentioned above. Thus

the recently reported discrepancy in  $\beta$  measured in the above two channels [23] cannot be explained by our choice of RPV couplings. For such an explanation direct tree level RPV contribution to one of the above channels through another combination of couplings will be needed [21].

We now turn to the numerical results. The RPV model introduces four extra parameters compared to the SM: (a) the left slepton and sneutrino masses, which are equal up to the SU(2) breaking D-terms, (b) the magnitude of the product  $\lambda'_{i11}\lambda'^*_{i13}$  (which according to our convention can be either positive or negative), (c) the phase of this product, hereafter called  $\phi$  or the weak RPV phase, which can have any value between 0 and  $\pi$  to maintain consistency with the sign convention in (b), and (d) the strong phase between the SM tree and the RPV amplitudes varying between 0 and  $2\pi$ . We fix the slepton mass at 100 GeV which is consistent with the current bound coming from direct searches [24]. The magnitude of the product coupling and the remaining two parameters are randomly varied within their allowed ranges or bounds. The most interesting point is that in spite of so many apparently free parameters, a very restrictive pattern will emerge at the end of the analysis.

In order to carry out the numerical analysis we need some more inputs like quark masses, form factors and the relevant CKM elements. We use  $m_u = 4.2$  MeV,  $m_d = 7.6$  MeV,  $m_b = 4.88$  GeV, pion decay constant  $f_\pi = 132$  MeV, and the decay formfactor in the BSW model  $F_0^{B \rightarrow \pi}(m_\pi^2) = 0.39$  GeV. Our philosophy is to take the strong phase difference between the tree and the penguin amplitudes to be small as required by the HFSI hypothesis. For the purpose of illustration, we have randomly varied this phase difference in the interval  $-1^\circ$  and  $23^\circ$  — a range motivated by the QCD factorisation approach [12]. The CKM parameters whose values are not precisely known have been varied randomly within the range allowed by the CKM fit [10]. In particular  $V_{td}$  is allowed to lie in the range between 0.0030 and 0.0096. Arguably such ranges may change in the presence of RPV, since the  $B_d$ - $\overline{B}_d$  mixing amplitude and the resulting mass difference of  $B_d$  meson mass eigenstates ( $\Delta m_{B_d}$ ), an important ingredient of the CKM fit, are affected for reasons discussed above. In order to compensate for the restricted inputs we have not constrained the weak phase  $\gamma$  within the SM range, but varied it randomly in the entire allowed range 0 to  $\pi$ . The other important input parameter  $\sin(2\beta)$  has been varied between 0.25 and 1.0 though we present our results for the benchmark value  $\sin(2\beta) = 0.79$ . We have checked that none of our results, apart from the allowed range of RPV weak phase, depends sensitively on the choice of the angle  $\beta$ , and thus this analysis holds for some other slightly different CKM fits too (see, *e.g.*, [25]).

As stated above the effective Hamiltonian in Eq. (10) also leads to a pair of new box amplitudes for  $B$ - $\overline{B}$  mixing. The first kind has two  $\lambda'$  vertices, two SU(2) gauge couplings, and two  $u$ -type quarks, one slepton and one  $W$  inside the box. The second type has four  $\lambda'$  vertices and involves only sleptons and  $u$  quarks inside the box. Neglecting the SM box completely, and taking the product coupling to be real, the authors in [22] found the conservative bound  $|\lambda'_{i11}\lambda'_{i13}| \leq 3.6 \times 10^{-3}$ . We, on the other hand, take into account the SM box and the possible phase of the product coupling which is varied over the range already given. This, as discussed above, modifies the phase  $\phi_M$  from its SM value of  $2\beta$  to  $2\beta_{eff}$ . We now impose the constraint that  $\sin(2\beta_{eff})$  should satisfy the observed CP-asymmetry in the  $B \rightarrow J/\psi K_S$  channel (i.e.,  $\beta_{eff}$ , which is a combination of  $\beta$ , RPV weak phase  $\phi$ , and the box amplitudes, should satisfy  $0.69 \leq \sin(2\beta_{eff}) \leq 0.89$ ).

We now list all the constraints imposed in our study of the allowed space of the RPV parameters: (i)  $\Delta m_{B_d}$  [1], (ii) CP asymmetry from the decay  $B \rightarrow J/\psi K_S$ , (iii) BR ( $B \rightarrow \pi^+\pi^-$ ) as in Eq. (1), and (iv) the asymmetries  $C_{\pi\pi}$  and  $S_{\pi\pi}$  as in Eq. (3). Since data from BaBar and Belle are incompatible at the level of more than  $1\sigma$ , it may not be a good idea to take their averages. Instead, we consider the Belle CP asymmetry data at 90% confidence interval — this range has a significant overlap with

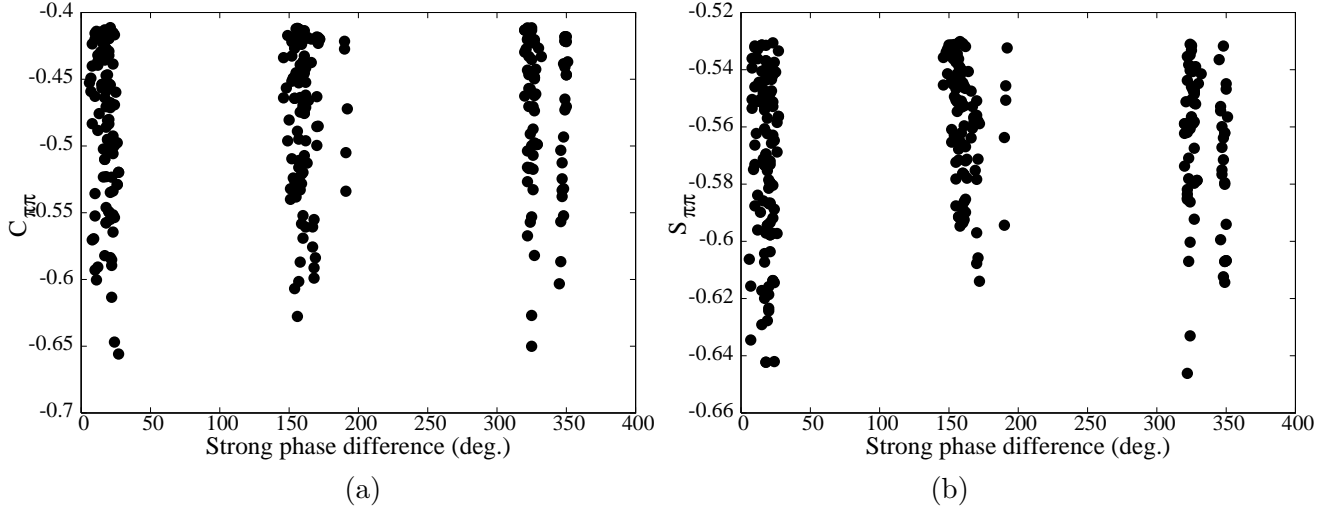


Figure 1: Allowed values of strong phase difference  $\Delta\delta$  between RPV and SM tree amplitudes.

the BaBar direct CP asymmetry data. In addition, we also impose the model independent constraint  $S_{\pi\pi}^2 + C_{\pi\pi}^2 < 1$ . We shall later comment on the implication of BaBar data on RPV models. There is no obvious inconsistency in the branching ratio measurements reported by all the three collaborations. Therefore we require the branching ratio constraint to be satisfied within  $1\sigma$ .

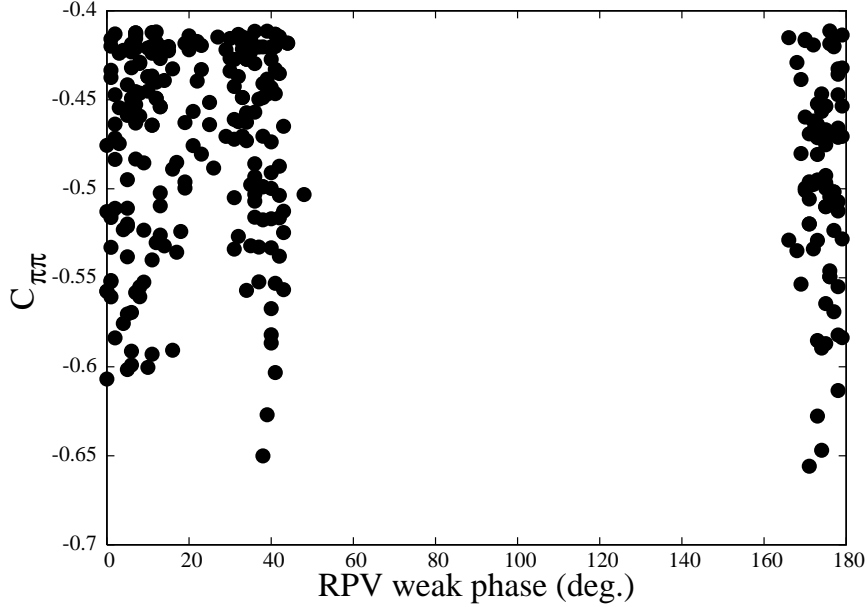


Figure 2: Possible values of the RPV weak phase ( $\phi$ ). For more details, see text.

The random variation of the parameters as discussed above leads to the scatter plots displayed in figures 1 to 5. The following salient features are to be noted.

1. Figures (1a) and (1b) show that there are only two favoured regions for  $\Delta\delta$ , the strong phase difference between the SM tree and the RPV amplitude. They are near zero (which is equivalent to  $2\pi$ ) and  $\pi$ . Values of  $\delta$  near  $\pi/2$  are disfavoured. To understand this result intuitively, let



us neglect the SM penguin amplitude temporarily and identify the amplitudes  $a_1$  and  $a_2$  in Eq. (8) with the SM and RPV tree amplitudes respectively. Since the experimentally observed branching ratio is significantly below the SM prediction, what one requires is a strong destructive interference between the two amplitudes. From the expression of the average BR (the denominator of Eq. (5)) it is obvious that this observable will be smaller than  $a_1^2$  provided  $2|a_1| > a_2$  and sign  $(a_1 a_2 \cos \Delta\delta \cos \Delta\phi)$  is negative. However,  $a_2$  can not be too small with respect to  $a_1$  since that would suppress the magnitude of this reduction via destructive interference as well as  $C_{\pi\pi}$ . This automatically restricts the magnitude of the product of the cosines. It should be emphasized that this fine balance between  $a_1$  and  $a_2$  can be maintained only because within the current experimental constraints the RPV amplitude at tree level can be as large as or even larger than the SM amplitude. Moreover, to make the destructive interference effective  $|\cos \Delta\delta| \sim 1$  and  $|\cos \Delta\phi| \sim 1$  are preferred. These choices, however, are incompatible with a large  $C_{\pi\pi}$  and this leads to intermediate values of these parameters. Another important factor that pushes  $\Delta\delta$  close to zero or  $\pi$  is the large value of  $S_{\pi\pi}$ . It is indeed gratifying to note that the favoured values of  $\Delta\delta$  are consistent with the colour transparency argument which endows a small strong phase to a colour allowed decay.

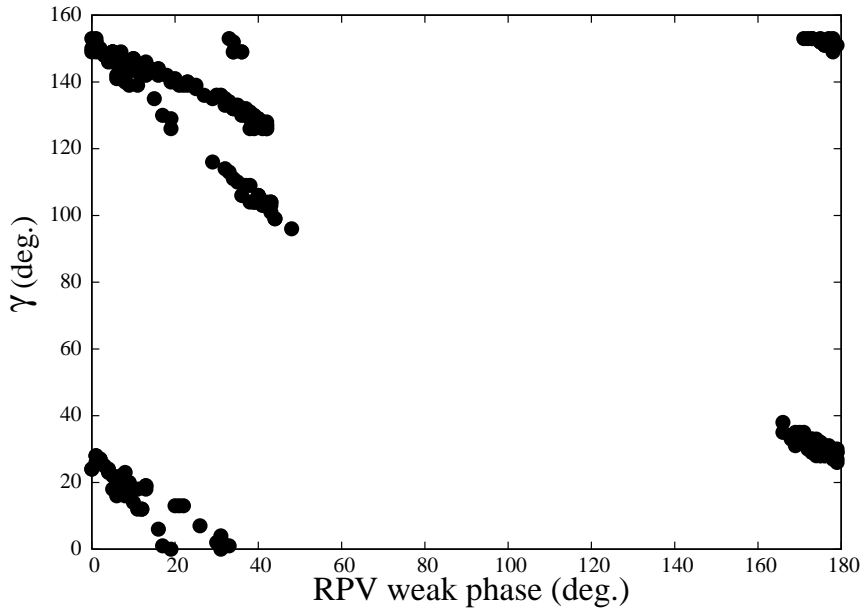


Figure 3: Correlation between the RPV weak phase ( $\phi$ ) and the UT angle  $\gamma$ .

2. One also notes from figures (1a) and (1b) that  $C_{\pi\pi}$  up to  $-0.66$  and  $S_{\pi\pi}$  up to  $-0.65$  can be accommodated. Thus, even in the presence of RPV the asymmetries cannot be arbitrarily large unless future data indicate a significant upward shift in BR ( $B \rightarrow \pi^+ \pi^-$ ).
3. The RPV weak phase ( $\phi$ ) can only have a limited range, as is evident from figure (2). This figure shows allowed bands near zero and  $\pi$ , but one should interpret this figure with some care, since the value of  $\phi$  is quite sensitive to the choice of  $\beta$ . The allowed range of  $\phi$  is controlled by the mismatch between  $\sin(2\beta)$  and  $\sin(2\beta_{eff})$ .
4. The possible values of the UT angle  $\gamma$  are not totally arbitrary but its possible range is correlated to the range of  $\phi$ . In fact,  $\Delta\phi$  ( $= \phi + \gamma$  in our convention) is a crucial parameter for both

branching ratio and CP asymmetries. One should remember that in the presence of RPV interaction  $B \rightarrow \pi^+\pi^-$  ceases to be a good channel for  $\alpha$  determination.

5. We obtain a new bound on the product coupling (see figure 4)

$$|\lambda'_{i11}\lambda'_{i13}| \leq 2.5 \times 10^{-3}, \quad (12)$$

which is a marginal improvement over its existing bound of 0.0036. However, our bound is more general since we take into account the possibility of destructive interference between the SM and the RPV box amplitudes. This bound is more or less stable against the variation of  $\beta$ .

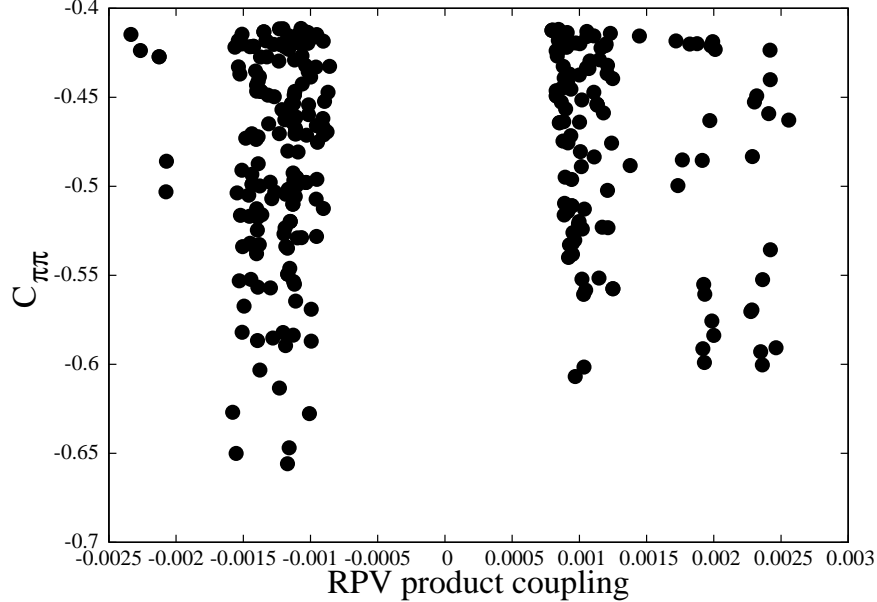


Figure 4: Allowed range of  $|\lambda'_{i11}\lambda'^*_{i13}|$ .

6. Figures (5a) and (5b) show the interesting correlations between the weak and the strong phase differences. While the branching ratio data prefer both cosines to be near  $+1$  or  $-1$ , the Belle CP asymmetry data require the sines to be large. The allowed region is therefore the one that appears as a compromise between these two.
7. The width of the so-called bands of solutions is essentially a reflection of the uncertainties in the input parameters; once they are narrowed down, one or two unique solutions may emerge. It is to be checked whether they are compatible with the data from other related decay channels.
8. While fitting the Belle data, we have witnessed above a tussle between the requirement of large cosines by the branching ratio measurement and large sines by the CP asymmetry measurements. This is considerably eased when we fit the BaBar data which is compatible with large as well as small values of CP asymmetries – the range at 90% CL are:  $S_{\pi\pi}$  between 0.6 and  $-0.6$ , and  $C_{\pi\pi}$  between 0.13 and  $-0.73$ . We have, in fact, observed that the entire range of  $S_{\pi\pi}$  and  $C_{\pi\pi}$  observed by BaBar can be accommodated in our scenario. The upper bound on the  $\lambda'$  product coupling turns out to be  $2.2 \times 10^{-3}$ , which is more or less equal to that found from the Belle data. Finally, the small strong phase solutions are indeed preserved while fitting the BaBar data.

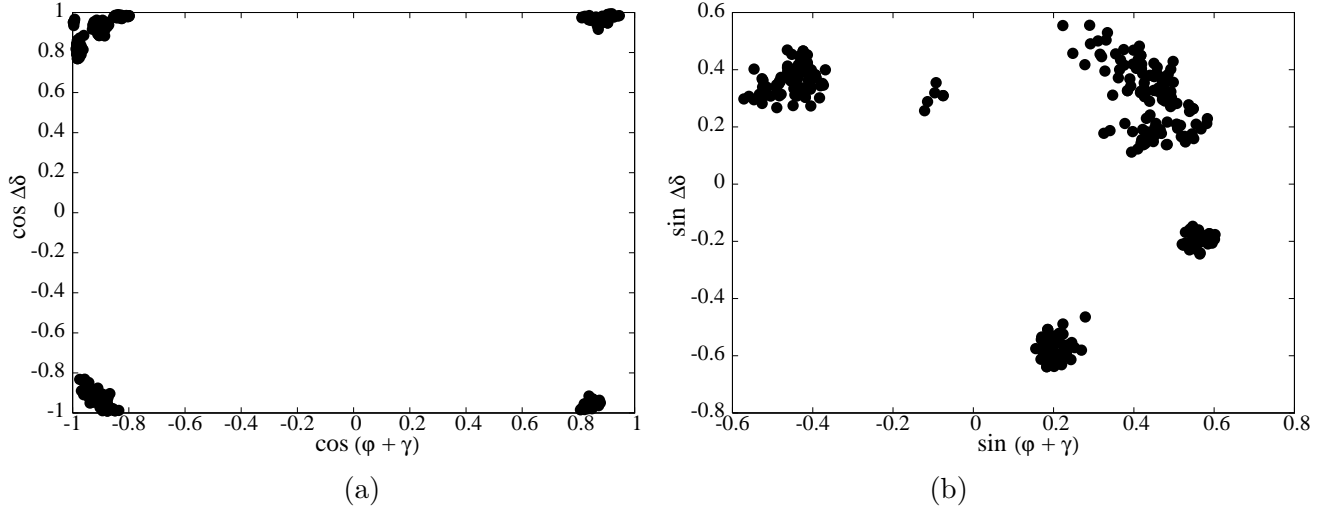


Figure 5: Correlation between cosines and sines of weak and strong phase differences.

So far we have focussed our attention on the quark level process  $b \rightarrow u\bar{u}d$  and studied its impact in  $B \rightarrow \pi^+\pi^-$  decay. It is now time to wonder what would be the impact of the related quark level process  $b \rightarrow d\bar{d}d$ ? Both operators contribute to  $B \rightarrow \pi^0\pi^0$  and to understand the nature of the SM and RPV contributions to this process it is important to recall that the quark composition of  $\pi^0$  is the antisymmetric combination  $(u\bar{u} - d\bar{d})/\sqrt{2}$ . In the SM, while  $b \rightarrow u\bar{u}d$  corresponds to a colour suppressed tree diagram,  $b \rightarrow d\bar{d}d$  can proceed only through penguin graphs. Because  $u\bar{u}$  and  $d\bar{d}$  combine antisymmetrically inside  $\pi^0$  the QCD penguin diagrams exactly cancel leaving the colour suppressed tree and the subdominant electroweak penguin graphs contributing to  $B \rightarrow \pi^0\pi^0$ . The predicted BR is, therefore, rather small and well within the current experimental upper bound [1]. What happens in the RPV scenario? At the quark level there are two tree diagrams, with  $\lambda'_{i11}$  and  $\lambda'_{i13}$  at the two vertices, the final state being  $u\bar{u}d$  in one case and  $d\bar{d}d$  in the other. While the former proceeds through the exchange of a virtual slepton, for the latter the propagator is a sneutrino. If we consider the slepton and the sneutrino of a given generation to be exactly degenerate, the quark composition of  $\pi^0$  again ensures a strong cancellation of the two amplitudes. So a significant nonvanishing RPV contribution would only arise when the degeneracy between the slepton and the sneutrino mass is lifted (possibly owing to a small D-term contribution). But in any case the RPV contribution is hugely suppressed and the present experimental upper limit on the branching ratio can easily accommodate the combined SM plus RPV contributions. Similar arguments can be advanced for the channel  $B^+ \rightarrow \pi^+\pi^0$  as well. However, an interesting test of the scenario presented in this paper may be possible in a few years when we will have sufficient data on the  $B \rightarrow \rho\pi$  channel (recall,  $\rho$  has a symmetric combination of  $u\bar{u}$  and  $d\bar{d}$ ).

The RPV scenario that we have considered in this paper can be directly tested at colliders. The associated light sleptons/sneutrinos can be produced at the Tevatron and at LHC via resonant production [26] providing a useful cross-check of this scenario. The  $\lambda'_{i11}$  couplings (in particular,  $\lambda'_{211}$ ) give rise to a distinct collider signature in the form of like-sign dilepton signals. Such final states have low SM and R-parity conserving supersymmetry background. The dominant production mechanism is a  $\lambda'$  induced resonant charged slepton production at tree level at hadron colliders. This is followed by a R-parity conserving gauge decay of the charged slepton into a neutralino and a charged lepton. The neutralino can then decay via the crossed process to give rise to a second charged lepton, which due

to the majorana nature of the neutralino can have the same charge as the hard lepton produced in the slepton decay. The study of ref. [26] shows that for a value of  $\lambda'_{211} = 0.05$ , which is perfectly compatible with our bound on the product  $\lambda'_{211}\lambda'^*_{213}$ , a smuon mass of about 310 GeV would be visible above the backgrounds with  $2\text{ fb}^{-1}$  integrated luminosity at the Tevatron Run II, while for the same coupling a resonant smuon can be observed with a mass of 750 GeV at LHC with  $10\text{ fb}^{-1}$  integrated luminosity. If RPV indeed plays a role in  $B$  decays, as discussed in this paper, then the smuon mass is likely to be in the range 100-200 GeV. It is, therefore, reasonable to expect smuon signals at the upgraded Tevatron.

AD and AK have been supported by the BRNS grant 2000/37/10/BRNS of DAE, Govt. of India. AK has also been supported by the grant F.10-14/2001 (SR-I) of UGC, India, and by the fellowship of the Alexander von Humboldt Foundation.

## References

- [1] The Review of Particle Physics (Particle Data Group), K. Hagiwara *et al.*, Phys. Rev. D 66 (2002) 010001.
- [2] A. Buras and R. Fleischer, in ‘Heavy Flavours II’, *eds*: A. Buras and M. Lindner (World Scientific, 1997); ‘CP violation’, by I.I. Bigi and A.I. Sanda (Cambridge University Press, 2000).
- [3] B. Aubert *et al.* (BaBar Collaboration), hep-ex/0207055.
- [4] K. Abe *et al.* (Belle Collaboration), Phys. Rev. Lett. 89 (2002) 071801
- [5] M. Bander, D. Silverman and A. Soni, Phys. Rev. Lett. 43 (1979) 242.
- [6] See, e.g., A. Falk *et al.*, Phys. Rev. D 57 (1998) 4290.
- [7] J. D. Bjorken, Nucl. Phys. (Proc. Suppl.) B11 (1989) 325.
- [8] M. Beneke *et al.*, Phys. Rev. Lett. 83 (1999) 1914, Nucl. Phys. B606 (2001) 245.
- [9] A. Ali, G. Kramer and C.-D. Lü, Phys. Rev. D 58 (1998) 094009.
- [10] A. Hocker *et al.*, Eur. Phys. J. C 21 (2001) 225; for recent updates see S. Laplace, hep-ph/0209188.
- [11] A. Ali, G. Kramer and C.-D. Lü, Phys. Rev. D 59 (1999) 014005.
- [12] M. Beneke, hep-ph/0207228.
- [13] G.P. Lepage and S. Brodsky, Phys. Rev. D 22 (1980) 2157; J. Botts and G. Sterman, Nucl. Phys. B225 (1989) 62; Y.Y. Keum, H.N. Li and A.I. Sanda, Phys. Lett. B504 (2001) 6, Phys. Rev. D 63 (2001) 054008.
- [14] For a recent review, see Y.Y. Keum and A.I. Sanda, hep-ph/0209014.
- [15] M. Gronau and J.L. Rosner, Phys. Rev. D 65 (2002) 093012.

- [16] M. Gronau and J. L. Rosner, Phys. Rev. D 65 (2002) 013004; Z. Luo and J. L. Rosner, Phys. Rev. D 65 (2002) 054027.
- [17] C.K. Chua, W.S. Hou and K.C. Yang, hep-ph/0210002.
- [18] G. Farrar and P. Fayet, Phys. Lett. B 76 (1978) 575; S. Weinberg, Phys. Rev. D 26 (1982) 287; N. Sakai and T. Yanagida, Nucl. Phys. B 197 (1982) 533; C. Aulakh and R. Mohapatra, Phys. Lett. B 119 (1982) 136.
- [19] For recent reviews, see G. Bhattacharyya, hep-ph/9608415; hep-ph/9709395; H. Dreiner, hep-ph/9707435; R. Barbier *et al.*, hep-ph/9810232.
- [20] D. Guetta, Phys. Rev. D 58 (1998) 116008; G. Bhattacharyya and A. Datta, Phys. Rev. Lett. 83 (1999) 2300; D. Choudhury, B. Dutta and A. Kundu, Phys. Lett. B456 (1999) 185; G. Bhattacharyya, D. Chang, C.-H. Chou and W.-Y. Keung, Phys. Lett. B493 (2000) 113; G. Bhattacharyya, A. Datta and A. Kundu, Phys. Lett. B514 (2001) 47; J.P. Saha and A. Kundu, Phys. Rev. D 66 (2002) 054021.
- [21] Alakabha Datta, Phys. Rev. D 66 (2002) 071702.
- [22] G. Bhattacharyya and A. Raychaudhuri, Phys. Rev. D 57 (1998) 3837.
- [23]  $B_d \rightarrow \phi K_S$ : B. Aubert *et al.* (BaBar Collaboration), hep-ex/0207070; T. Aushev, talk at ICHEP 2002 (on behalf of Belle Collaboration).  $B_d \rightarrow J/\psi K_S$ : B. Aubert *et al.* (BaBar Collaboration), hep-ex/0207042; K. Abe *et al.* (Belle Collaboration), Phys. Rev. D 66 (2002) 032007.
- [24] A. Heister *et al.*, ALEPH Collaboration, hep-ex/0210014.
- [25] A.J. Buras, hep-ph/0210291.
- [26] H.K. Dreiner, P. Richardson and M.H. Seymour, Phys. Rev. D 63 (2001) 055008.