

# Homestake result, Sterile neutrinos and Low energy solar neutrino experiments

P. C. de Holanda<sup>1</sup> and A. Yu. Smirnov<sup>2,3</sup>

- (1) Instituto de Física Gleb Wataghin – UNICAMP, 13083-970 Campinas SP, Brazil
- (2) The Abdus Salam International Centre for Theoretical Physics, I-34100 Trieste, Italy
- (3) Institute for Nuclear Research of Russian Academy of Sciences, Moscow 117312, Russia

## Abstract

The large mixing (LMA) MSW solution predicts  $\sim 2$  higher  $A_r$ -production rate,  $Q_{Ar}$ , than the Homestake result. Also there is no apparent upturn of the spectrum ( $R = N_{obs}/N_{SSM}$ ) at low energies in SNO and Super-Kamiokande (SK). Both these facts can be explained if a light,  $m_{01}^2 \sim (2-20) \cdot 10^5 \text{ eV}^2$ , sterile neutrino exists which mixes very weakly with active neutrinos:  $\sin^2 2\theta \sim (10^{-5} - 10^{-3})$ . We perform both the analytical and numerical study of conversion effects in the system of two active neutrinos with the LMA parameters and one weakly mixed sterile neutrino. The presence of sterile neutrino leads to a dip in the survival probability in the intermediate energy range  $E = (0.5 - 5) \text{ MeV}$  thus suppressing the Be, or/and pep, CNO as well as B-neutrino fluxes. Apart from diminishing  $Q_{Ar}$  it leads also to decrease of the Ge-production rate and may lead to decrease of the BOREXINO signal and CC/NC ratio at SNO. Future studies of the solar neutrinos by SNO, SK, BOREXINO and KamLAND as well as new low energy experiments will allow to check this possibility. We present a general analysis of possible modifications of the LMA energy profile due to mixing with new neutrino states.

# 1 Introduction

In assumption of CPT the first KamLAND result [1] confirms the large mixing (LMA) MSW solution of the solar neutrino problem [2, 3, 4]. Is LMA complete? If there are observations which may indicate some deviations from LMA?

According to the recent analysis, LMA MSW describes all the data very well [5, 6]: pulls of predictions from experimental results are below 1 for all but one experiment [6]. A generic prediction of LMA is

$$Q_{Ar} = 2.9 \pm 3.1 \text{ SNU} \quad (1)$$

which is about 2 above the Homestake result. This pull can be

just a statistical fluctuation,

some systematics which may be related to the claimed long term time variations of the Homestake signal [7],

consequence of higher fluxes predicted by the Standard Solar Model (SSM) [8],

some physics beyond LMA.

Another generic prediction of LMA is the "upturn of spectrum" (the ratio of the observed and the SSM predicted numbers of events) at low energies. According to LMA, the survival probability should increase with decrease of energy below (6–8) MeV [4]. For the best fit point the upturn can be as large as 10–15 between 8 and 5 MeV [9, 6]. Neither Super-Kamiokande (SK) [10] nor SNO [11] show any upturn, though the present sensitivity is not enough to make any statistically significant statement.

There are also claims that the solar neutrino data show the periodic time variations with small periods [12] which (if true) clearly can not be explained in the context of LMA solution.

Are these observations related? Do they indicate some new physics in the low energy part of the solar neutrino spectrum?

In this paper we show that both the lower Ar-production rate and the absence of (or weaker) upturn of the spectrum can be explained by the effect of new (sterile) neutrino. The solar neutrino transformations in the non-trivial 3 - context (when the effect of the third neutrino is not reduced to the averaged oscillations) have been considered in a number

---

<sup>1</sup>For instance, the CNO-neutrino fluxes have rather large uncertainties. According to the SSM and in the LMA context they contribute about 0.25 SNU, so that reduction of the CNO - fluxes by factor of 2 (which is within 2 of the estimated uncertainties) leads to reduction of the Ar-production rate by  $Q_{Ar} = 0.12 \text{ SNU}$ .

of publications before [3, 13]. In particular, the effect of additional sterile neutrino on the  $\nu_e$ -survival probability has been studied [14]. Here we suggest specific parameters of sterile neutrino which lead to appearance of a dip in the adiabatic edge, at  $E = (0.5 - 2) \text{ MeV}$ , and attenuating of spectrum distortion at higher energies  $(2 - 8) \text{ MeV}$ . The dip suppresses the  $\text{Be} - (\nu_e)$  neutrino flux or/and other fluxes at the intermediate energies, and consequently, suppresses the Ar-production rate. It also diminishes or eliminates completely (depending on mixing angle and  $m_{01}^2$ ) the upturn of spectrum. We comment on possibility to induce time variations of signals by presence of very small mixing with sterile neutrinos.

The paper is organized as follows. In the sect. 2 we introduce mixing with sterile neutrino and consider the conversion effects. We study both analytically and numerically the energy profile of the effect. In sect. 3 we discuss physical consequences of modification of the energy profile. We calculate the relevant observables: the Ar-production rate, the Ge-production rate, the CC/NC ratio at SNO and the rate at BOREXINO as functions of the mixing and mass of sterile neutrino. We consider an impact of the sterile neutrino on the global fit of the solar neutrino data. In sect. 4 we discuss future checks of the suggested scenarios. We present a general analysis of possible modifications of the LMA profile by mixing with additional neutrino states in the Appendix. We summarize our results in sect. 5.

## 2 Survival probability. Properties of the dip

We consider a system of two active,  $\nu_e$  and  $\nu_a$ , and one sterile,  $\nu_s$ , neutrinos which mix in the mass eigenstates  $\nu_1$ ,  $\nu_2$  and  $\nu_0$ :

$$\begin{aligned}\nu_e &= \cos \theta_s + \sin \theta (\cos \theta_e \sin \theta_a); \\ \nu_1 &= \cos \theta (\cos \theta_e \sin \theta_a) \sin \theta_s; \\ \nu_2 &= \sin \theta_e + \cos \theta_a;\end{aligned}\tag{2}$$

The states  $\nu_e$  and  $\nu_a$  are characterized by the LMA oscillation parameters,  $\theta$  and  $m_{12}^2$ . They mix in the mass eigenstates  $\nu_1$  and  $\nu_2$  with masses  $m_1$ , and  $m_2$ . The sterile neutrino is mainly present in the mass eigenstate  $\nu_0$  (mass  $m_0$ ) and mixes weakly ( $\sin \theta \ll 1$ ) with active neutrinos in the mass eigenstate  $\nu_1$ <sup>2</sup>. We will assume first that  $m_2 > m_0 > m_1$  and take the oscillation parameters of  $\nu_s$  in the intervals:

$$m_{01}^2 = m_0^2 - m_1^2 = (0.2 - 2) \cdot 10^5 \text{ eV}^2; \quad \sin^2 2\theta_s = 10^{-5} - 10^{-3};\tag{3}$$

We will denote by  $\nu_{1m}$ ,  $\nu_{2m}$ ,  $\nu_{0m}$  the eigenstates, and by  $\nu_1$ ,  $\nu_2$ ,  $\nu_0$  the corresponding eigenvalues of the 3-system in matter. We introduce also the ratio of mass squared

---

<sup>2</sup>The introduction of mixing with the third active neutrino is straightforward. This mixing (if not zero) can produce small averaged oscillation effect and in what follows it will be neglected.

differences:

$$R = \frac{m_{01}^2}{m_{21}^2} : \quad (4)$$

The level crossing scheme of the system, that is, the dependence of  $\epsilon_i$ , ( $i = 0; 1; 2$ ) on the distance inside the Sun or density, is shown in Fig. 1. It can be constructed analytically considering mixing of the sterile neutrino (the s-mixing) as a small perturbation.

1). First, we neglect the s-mixing. Then the rest is the usual LMA system of two active neutrinos with eigenstates  $\nu_{1m}^{LMA}$ ,  $\nu_{2m}^{LMA}$ , and the eigenvalues  $\epsilon_1^{LMA}$  and  $\epsilon_2^{LMA}$  which we will call the LMA levels:

$$\epsilon_1^{LMA} = \frac{m_1^2 + m_2^2}{4E} + \frac{V_e + V_a}{2} \pm \sqrt{\frac{m_{21}^2 \cos 2\theta}{4E} + \frac{V_e - V_a}{2}}; \quad (5)$$

and  $\epsilon_2^{LMA}$  has similar expression with plus sign in front of square root. Here  $V_e = \frac{p}{2G_F} (n_e - 0.5n_n)$ , and  $V_a = \frac{p}{2G_F} n_n$  are the matter potentials for the electron and non-electron active neutrinos respectively.  $n_e$  and  $n_n$  are the number densities of the electrons and neutrons. For the sterile neutrino we have  $V_s = 0$ . The 1-2 (LMA) resonance condition determines the LMA resonance energy:

$$E_a = \frac{m_{21}^2 \cos 2\theta}{2(V_e - V_a)} : \quad (6)$$

2). Now let us turn on the s-mixing. In assumption  $m_1 < m_0 < m_2$  the sterile neutrino level  $\epsilon_s$  crosses  $\epsilon_1^{LMA}$  only. The level  $\epsilon_2^{LMA}$  essentially decouples. It is not affected by the s-mixing, and  $\epsilon_2 = \frac{m_2^2}{2E}$ . Evolution of this level is strongly adiabatic.

3). In general, the sterile level,  $\epsilon_s$ , as the function of density, crosses  $\epsilon_1^{LMA}$  twice: above and below the 1-2 resonance density. The effects of higher (in density) level crossing can be neglected since the neutrinos of relevant energies are produced below the LMA crossing. This can be seen in the Fig. 1 where the second crossing of  $\epsilon_1^{LMA}$  and  $\epsilon_s$  would be on the left, if the density would continue to increase above the central solar density. Consequently, there are two relevant resonances in the system, associated to 1-2 levels (the LMA resonance) and to 1-s crossing. For low energies (below the s-resonance)  $\epsilon_1 = \frac{m_1^2}{2E}$  and  $\epsilon_0 = \epsilon_s$ .

The Hamiltonian of evolution of the  $(\nu_{1m}^{LMA}, \nu_s)$  sub-system can be obtained diagonalizing the  $2 \times 2$  block of the  $3 \times 3$  system, and then neglecting small 1-3 element. As a result

$$H = \frac{1}{2E} \begin{pmatrix} \epsilon_1^{LMA} & \frac{m_{01}^2 \sin 2\theta \cos(\theta_m)}{4E} \\ \frac{m_{01}^2 \sin 2\theta \cos(\theta_m)}{4E} & \epsilon_s \end{pmatrix} + \frac{m_{21}^2 \cos 2\theta}{4E} \begin{pmatrix} 1 & 0 \\ 0 & 1 \end{pmatrix}; \quad (7)$$

where  $\epsilon_1^{LMA}$  is given in (5). The 1-s resonance condition

$$\epsilon_1^{LMA}(\epsilon_{21}^2 = E; V_e; V_a) = \frac{m_1^2 + m_0^2}{4E} + \frac{m_{01}^2 \cos 2\theta}{4E} \quad (8)$$

determines the s-resonance energy

$$E_s = \frac{0.5m_1^2 + m_{01}^2 \cos^2}{V_e + V_a} \frac{1 - R}{1 - 2R + \cos 2\theta + (1 - 2R + \cos 2\theta)^2 - 4R(1 - R)(1 - 1)}; \quad (9)$$

where  $(V_e - V_a)/(V_e + V_a) = n_e/(n_e - n_h)$ . Notice that since  $\frac{LM A}{1}$  is a non-linear function of the neutrino energy. The proportionality of resonance energy  $E_s$  to  $m_{01}^2$  is broken and  $E_s$  turns out to be complicated function of  $m_{01}^2$ .

Another feature of the sub-system is that due to dependence of  $m$  on  $E$ , the effective mixing parameter in (7),  $\sin 2\theta \cos(\theta_m)$ , also depends on the energy (decreases with  $E$ ), although this dependence is weak. Indeed, in the case of small  $\theta$ , and s-resonance substantially below the LMA resonance we can take in the first approximation  $\theta_m$  and  $\cos(\theta_m) \approx 1$ . Even in the LMA resonance, when  $\theta_m = \pi/2$ , we get  $\cos(\theta_m) = 0.97$ .

Let us find the  $\nu_e$  survival probability. According to (2) the initial neutrino state can be written in terms of the matter eigenstates  $\nu_{1m}$  as

$$\nu_e = \sin \theta_m^0 \nu_{2m} + \cos \theta_m^0 (\cos \theta_m^0 \nu_{1m} + \sin \theta_m^0 \nu_{0m}); \quad (10)$$

where  $\theta_m^0$  and  $\theta_m^0$  are the mixing angles in matter in the neutrino production point. Propagation from the production point to the surface of the Sun is described in the following way:  $\nu_{2m}$  evolves adiabatically, so that  $\theta_{2m} \rightarrow \theta_2$ . Evolution of the two other eigenstates is, in general, non-adiabatic, so that

$$\nu_{1m} \rightarrow A_{11} \nu_1 + A_{01} \nu_0; \quad \nu_{0m} \rightarrow A_{10} \nu_1 + A_{00} \nu_0; \quad (11)$$

where  $A_{ij}$  are the transition amplitudes which satisfy the following equalities:  $A_{01} A_{10} = A_{10} A_{01} = 1$ ,  $A_{00} A_{11} = 1$ ,  $A_{11} A_{00} = P_2$ . They can be found by solving the evolution equation with the Hamiltonian (7).  $P_2$  is the two neutrino jump probability in the system  $\nu_{1m} - \nu_{0m}$ .

Using (10, 11) we can write the final neutrino state as

$$\nu_f = \sin \theta_m^0 e^{i\phi_2} + \cos \theta_m^0 \cos \theta_m^0 (A_{11} \nu_1 + A_{01} \nu_0) + \sin \theta_m^0 (A_{10} \nu_1 + A_{00} \nu_0); \quad (12)$$

where  $\phi_2$  is the phase acquired by  $\nu_{2m}$ . Then the survival probability is given by

$$P_{ee} = |A_{ee}|^2 = \sin^2 \theta_m^0 \sin^2 \theta_2 + \cos^2 \theta_m^0 \cos^2 \theta_m^0 \cos^2 \theta_2 + P_2 \cos^2 \theta_m^0; \quad (13)$$

Here we have neglected small admixture of  $\nu_e$  in  $\nu_0$ :  $\langle \nu_e | \nu_0 \rangle \approx 0$ . Furthermore, we have taken into account that the coherence of the mass eigenstates is destroyed on the way from the Sun to the Earth due to spread of the wave packets and averaging effects.

Similarly we get the transition probability to sterile neutrino

$$P_{es} = \sin^2 \theta_{12} \cos^2 \theta_{13} \sin^2 \theta_{14} + P_2 \cos^2 \theta_{13} \sin^2 \theta_{14} : \quad (14)$$

Let us consider specific limits of the formula (13). If propagation in the s-resonance is adiabatic (which can be realized for the large enough s-mixing at low energies), then  $P_2 = 0$  and

$$P_{ee} = \sin^2 \theta_{12} \sin^2 \theta_{13} + \cos^2 \theta_{13} \cos^2 \theta_{14} : \quad (15)$$

In the case of strongly non-adiabatic conversion ( $P_2 = 1$ ):

$$P_{ee} = \sin^2 \theta_{12} \sin^2 \theta_{13} + \cos^2 \theta_{13} \cos^2 \theta_{14} \sin^2 \theta_{14} : \quad (16)$$

Notice that in spite of strong violation of the adiabaticity (no effect of the s-resonance), the effect of s-mixing is still present due to the averaging effect.

The energy dependences of the probabilities can be easily understood using the results given in Eqs. (13-16). Let  $E_a(n_c)$  and  $E_s(n_c)$  be the LMA resonance energy and s-resonance energy which correspond to the central density of the Sun  $n_c$ . Then,

1). For high energies:  $E > E_a(n_c)$  (resonance at low densities) the neutrinos are produced far above the 1-2 resonance, so that  $\theta_m^0 = 2$ . Then according to (13),  $P = \sin^2 \theta_{12}$ , as in the 2 case, independently of properties of the s-resonance. The initial state practically coincides with  $\nu_{2m}$  which then propagates adiabatically.

The s-resonance becomes operative at the adiabatic edge, when  $\theta_m^0$  deviates from  $\theta_m^0 = 2$ . This is the consequence of the fact that  $\nu_s$  crosses the lowest LMA level  $\nu_1$ .

2). For low energies,  $E < E_s(n_c)$ , the s-resonance is not realized inside the Sun and s-mixing coincides practically with the vacuum mixing ( $\cos^2 \theta_{13} \cos^2 \theta_{14} = 1$ ). Then from (13) we get the usual adiabatic formula for 2 case

$$P_{ee}^{adiab} = \sin^2 \theta_{12} \sin^2 \theta_{13} + \cos^2 \theta_{13} \cos^2 \theta_{14} : \quad (17)$$

3). At the intermediate energies, for  $E > E_s(n_c)$  the crossing of s-resonance can be adiabatic (at  $E = E_s(n_c)$ ), and moreover, the initial angle can be equal to  $\theta_m^0 = 2$  (since the s-resonance is very narrow this equality is realized already at energies slightly above  $E_s(n_c)$ ). In this case we get from (15)

$$P_{ee} = \sin^2 \theta_{12} \sin^2 \theta_{13} : \quad (18)$$

If also  $E = E_a(n_c)$ , so that  $\theta_m^0 = 2$ , the Eq. (18) leads to

$$P_{min} = P_{ee} = \sin^4 \theta_{12} : \quad (19)$$

This is the absolute minimum of survival probability which can be achieved in the system. In general,  $P_{ee} > \sin^4 \theta_{12}$  since  $E$  is not small in comparison with  $E_a$  ( $\sin \theta_m^0 > \sin \theta$ ) and/or the adiabaticity is violated.

For  $\theta_m^0 = 2$ , which can be realized for  $E$  slightly higher than  $E_s$ , we get from (13)

$$P_{ee} = \sin^2 \theta_m^0 \sin^2 + \cos^2 \theta_m^0 \cos^2 \sin^2 \theta_m^0 P_2 : \quad (20)$$

With the increase of energy the adiabaticity is violated,  $P_2 \neq 1$ , and the probability approaches the adiabatic one for the 2-system (17).

In Fig. 2 we show results of exact numerical computations of the  $\nu_e$  survival probability  $P_{ee}$  and the survival probability of the active neutrinos,  $(1 - P_{es})$  as functions of energy. In our numerical calculations we have performed a complete integration of the evolution equations for 3-system and also have performed the averaging over the production region of the Sun. The analytical consideration allows to understand immediately the numerical results shown in Fig. 2.

The effect of s-mixing is reduced to an appearance of the dip in the LMA energy profile. The size of the dip equals:

$$P_{ee} - P_{ee}^{LMA} = P_{ee} - P_{es} \cos^2 ; \quad (21)$$

where  $P_{ee}(E)^{LMA} = P_{ee}(E)^{adiab}$  is the LMA probability given by the adiabatic formula. To obtain the last equality in (21) we used explicit expressions for  $P_{ee}$  (13),  $P_{ee}(E)^{LMA}$  (17) and  $P_{es}$  (14). Since  $\cos^2 < 1$ , according to (21) a change of the  $\nu_e$  survival probability due to mixing with  $\nu_s$  is weaker than transition to sterile neutrino  $P_{es}$ . For the best fit LMA mixing  $\cos^2 = 0.714$  and the relation (21) is well reproduced in Fig. 2.

The position of the dip (its low energy edge) is given by the resonance energy  $E_s(n_c)$  (9) taken at the central density of the Sun. With increase of  $m_{01}^2$  the dip shifts to higher energies. However, this shift is stronger than simple proportionality to  $m_{01}^2$  (see (9)). For instance, the increase of  $R$  from 0.1 to 0.2 leads to the shift of dip by factor 2.6 in the energy scale (see Fig. 2).

The maximal suppression in the dip depends on  $R$  and mixing angle  $\theta$ . For small  $R$  (large split between the two resonances) and large  $\theta$  ( $\sin^2 2\theta > 10^{-3}$ ) the absolute minimum (19) can be achieved. Indeed, the condition for minimum is nearly satisfied for the solid curve in the upper panel of Fig. 2 where  $P_{ee} \approx 0.1$ .

With increase of  $R$  (smaller split of the resonances) or/and decrease of mixing (stronger violation of the adiabaticity) the suppression in the dip becomes weaker. With decrease of the s-mixing the dip becomes narrower.

Similarly one can consider crossing of  $\nu_s$  with the level  $\frac{LMA}{2}$ . In this case the effect on  $P_{ee}$  is weaker due to smaller admixture of  $\nu_e$  in  $\nu_2$ . But now the dip can appear at higher energies in the non-oscillatory part of the profile where  $P_{ee} = \sin^2$ .

### 3 Observables: Relations and results

Three phenomenologically different scenarios can be realized depending on the oscillation parameters and therefore on the form and position of the dip. Three panels in the fig. 3, which correspond to different values of  $R$ , illustrate these scenarios, if  $m_{12}^2 = (7-8)10^{-5} \text{ eV}^2$ . Notice that for  $m_{12}^2 = 7.3 \cdot 10^{-5} \text{ eV}^2$  the B  $\nu$ -line is at  $E = m_{12}^2 = 1.2 \cdot 10 \text{ MeV}/\text{eV}^2$ , and the pep-neutrino line is at  $E = m_{12}^2 = 2 \cdot 10 \text{ MeV}/\text{eV}^2$ . The lowest (observable) energy,  $E = 5 \text{ MeV}$ , and the highest energy of boron neutrino spectrum ( $\sim 14 \text{ MeV}$ ) are at  $E = m_{12}^2 = 6 \cdot 10 \text{ MeV}/\text{eV}^2$  and  $1.5 \cdot 10 \text{ MeV}/\text{eV}^2$  correspondingly. The dependences of the observables on the  $\theta$ -mixing for different values of  $R$  are shown in fig. 3. Let us describe these three scenarios in details.

1). Narrow dip at low energies: B  $\nu$ -line in the dip. This corresponds to  $\sin^2 2\theta < 10^{-4}$  and

$$0.5E_{B\nu} < E_s(n_c) < E_{B\nu}; \quad (22)$$

where  $E_{B\nu}$  is the energy of the B  $\nu$ -neutrinos (first panel in fig. 2 and solid line in fig. 3). The lower bound (22) implies that the pp-neutrino flux is not affected. In this case the B  $\nu$ -line is in the dip and suppressed most strongly; the fluxes of the intermediate energies (pep and CNO neutrinos) are suppressed weaker and the low energy part of the boron neutrino spectrum measured by SK and SNO is practically unaffected (see fig. 3).

A decrease of the Ar-production rate can be written as

$$Q_{Ar} = Q_{Ar}^{B\nu} P_{ee}^{B\nu} + Q_{Ar}^{int} P_{ee}^{int}; \quad (23)$$

where  $Q_{Ar}^{B\nu} = 1.15(1 \pm 0.1) \text{ SNU}$  and  $Q_{Ar}^{int} = 0.64 \text{ SNU}$  are the contribution to the Ar-production rate from the B  $\nu$ -flux and fluxes of the intermediate energies according to the SSM [8]. Here  $P_{ee}^{B\nu}$  and  $P_{ee}^{int}$  are the change of the survival probability at  $E_{B\nu}$  and  $P_{ee}^{int}$  is the effective survival probability for the intermediate energy fluxes.

The suppression of the  $Q_{Ar}$  should be accompanied by the suppression of the Ge-production rate:

$$Q_{Ge} = Q_{Ge}^{B\nu} P_{ee}^{B\nu} + Q_{Ge}^{int} P_{ee}^{int}; \quad (24)$$

where  $Q_{Ge}^{B\nu} = 34.2 \text{ SNU}$  and  $Q_{Ge}^{int} = 11.7 \text{ SNU}$  are the contributions of the B  $\nu$ -neutrino flux and the sum of pep- and CNO- fluxes to the Ge-production rate;  $P_{ee}^{B\nu}$  and  $P_{ee}^{int}$  are the same as in (23).

The rates are correlated:

$$Q_{Ge} = A(R; \theta) Q_{Ar}; \quad (25)$$

where  $A$  is the constant which depends on the oscillation parameters. If only B  $\nu$ - ( $\nu_e$ ) line is suppressed we would have  $A^{B\nu} = 34.2/1.15 \sim 30$ . If the neutrino fluxes at the intermediate energies are affected only, then  $A^{int} \sim 18$ . The real  $A$  takes an intermediate value  $A = 24$ , according to fig. 3.



Since the LMA prediction for  $Q_{Ge}$  practically coincides with the central experimental value a decrease of neutrino fluxes which improves agreement with the Homestake result leads to worsening of the fit of the Gallium results.

Taking the present  $1\sigma$  errors, 0.23 SNU and 5 SNU, for the Homestake and the combined Gallium result correspondingly, we find that the central experimental value of  $Q_{Ar}$  can be reached by the prize of decrease of the  $Q_{Ge}$  by 2%.

The best compromise solution corresponds to  $\sin^2 2\theta = 10^{-4}$ , when  $Q_{Ar}$  is 1% above the observation, and  $Q_{Ge}$  is 1% below the observation. In this case the BOREXINO rate reduces from 0.61 down to 0.5 of the SSM rate (see sect. 4).

For  $E_s(n_c)$  substantially smaller than  $E_{Be}$  the Be- $\nu$  line is on the non-adiabatic edge and its suppression is weaker. In this case larger values of the  $s$ - $m$  mixing angle are allowed.

2). The dip at the intermediate energies:

$$E_{Be} < E_s(n_c) < 1.4 \text{ MeV} \quad (26)$$

(see the second panel in fig. 2 and the dashed lines in fig. 3). The Be- $\nu$  line is out of the dip and therefore unaffected. A decrease of  $Q_{Ar}$  occurs due to suppression of the  $(\nu_e)$  fluxes of pep- and CNO-neutrinos.

In this case a decrease of  $Q_{Ar}$  is accompanying by smaller decrease of  $Q_{Ge}$  in comparison with previous cases. For small enough mixing (so that the boron neutrinos are not affected strongly) we get from fig. 3  $A = 15$  in the relation (25). For larger  $\sin^2 2\theta$  suppression of the boron  $\nu_e$  flux becomes substantial and  $A$  decreases further:  $A = 12$ . The value  $Q_{Ar} = 2.8$  SNU, which is 1% above the observation, can be achieved by just 0.4% reduction of  $Q_{Ge}$ .

In this range the BOREXINO signal (due to the Be- $\nu$  flux) is unchanged affected, and also the observable part of the boron neutrino flux is affected very weakly. The change of the CC/NC ratio is about 0.002.

3). The dip at high energies

$$E_s(n_c) > 1.6 \text{ MeV} : \quad (27)$$

(see fig. 2, panel for  $R = 0.2$ , and dotted lines in fig. 3).  $Q_{Ar}$  is diminished due to suppression of the low energy part of the boron neutrino spectrum. For  $\sin^2 2\theta = 10^{-3}$ , we find  $Q_{Ar} = 0.17$  SNU. At the same time a decrease of the Ge-production rate is very small:  $Q_{Ge} = 0.5$  SNU. In eq. (25)  $A = (2-3)$ .

However at  $\sin^2 2\theta = 10^{-3}$  there is already significant distortion of the observable part of the boron neutrino spectrum and decrease of the total rate at SK and SNO. This restricts further increase of mixing. Also the CC/NC ratio decreases. According to fig. 3 at  $\sin^2 2\theta = 10^{-3}$ , we have  $(CC/NC) = 0.01$ . Further increase of  $R$  will shift the dip to higher energies, where the boron neutrino flux is larger. This, however, will not lead to further decrease of  $Q_{Ar}$  since the dip becomes smaller approaching the non-oscillatory

region (see fig. 2). The BOREXINO signal (Be-line) is unchanged. So, the main signature of this scenario is a strong suppression of the upturn and even a possibility to bend the spectrum down.

Let us consider an influence of the  $s$ - $m$  mixing on the global fit of the solar neutrino data. One can reach substantial decrease of the Ar-production rate. However, simultaneously, the Ge-production rate and CC/NC ratio decrease worsening an agreement since prediction for  $Q_{Ge}$  without  $s$ - $m$  mixing coincides with central experimental value. Is it possible to compensate the decrease of  $Q_{Ge}$  and CC/NC ratio by changing the LMA parameters and the original solar neutrino fluxes?

A decrease of the Ge-production rate can be compensated by increase of the survival probability for the pp-neutrinos. This probability is given approximately by the average vacuum oscillations:

$$P_{ee}(pp) = 1 - 0.5 \sin^2 2\theta : \quad (28)$$

Since the SSM contribution of the pp-neutrinos to  $Q_{Ge}$  equals  $Q_{Ge}^{pp} = 69.7$  SNU, we find that to compensate 1 (5 SNU) decrease of  $Q_{Ge}$ , one needs  $P_{ee}(pp) = 0.07$ . On the other hand, from Eq. (28) it follows that the increase of  $P_{ee}(pp)$  requires the decrease of mixing:

$$\sin^2 2\theta = \frac{P_{ee}(pp)}{1 - 0.5 P_{ee}(pp)} : \quad (29)$$

For  $P_{ee}(pp) = 0.07$  we obtain  $\sin^2 2\theta = 0.1$ .

However, a decrease of  $\sin^2 2\theta$  is restricted by the high energy data (SK, SNO). Indeed, the survival probability for the boron neutrinos with  $E > 5$  MeV is proportional to  $\sin^2 2\theta$ :

$$P_B = a \sin^2 2\theta ; \quad a = 1.1; \quad (30)$$

where the deviation of  $a$  from 1 is due to small effects of the upturn and the  $\nu_e$  regeneration in the matter of the Earth. So, the survival probabilities for the pp- and B-neutrinos are related:

$$P_{pp} = 1 - \frac{2}{a} P_B + \frac{2}{a^2} P_B^2 : \quad (31)$$

For the best fit value of mixing ( $\sin^2 2\theta = 0.285$ ) this equality gives  $P_{pp} = 0.78 P_B$ . In turn, the survival probability  $P_B (> 5 \text{ MeV})$  is fixed by the CC/NC ratio:

$$\frac{CC}{NC} = \frac{P_B}{1 - s(1 - P_B)} ; \quad (32)$$

where  $s$  is the sterile neutrino fraction in the state to which  $\nu_e$  transforms. This relation does not depend on the original Boron neutrino flux. Phenomenological analysis restricts  $s < 0.2$ , and therefore the presence of sterile component allows to reduce the probability by a small amount only:  $P_{ee} = (0.2 - 0.3)s < 0.06$ . Moreover, according to fig. 2, the

contribution of sterile neutrino to the high energy part of the spectrum is even smaller than 0.2.

So we find that variations of the LMA parameters and the original boron neutrino flux do not allow to compensate completely the changes of the observables (which worsen the fit) at least in the case when the Be-line is suppressed.

In figs. 4 and 5 we show the result of the  $\chi^2$  fit of the solar neutrino data. We use the same procedure of the fit as in our previous publications [6, 9] with one difference: the boron neutrino flux is taken according to the SSM. For small  $\sin^2 2\theta$  (small dip) the best fit is realized for the Be-line near the minimum of the dip ( $m_{12}^2 \approx 8 \cdot 10^5 \text{ eV}^2$ ). For  $m_{12}^2 < 8 \cdot 10^5 \text{ eV}^2$  the Be-line is on the non-adiabatic edge and neutrinos of the intermediate energies are less suppressed which worsen the fit.

In fig. 4 we show the dependence of the  $\chi^2$  on the ratio of the mass differences  $R$  for fixed value of  $m_{21}^2$ . For small  $\sin^2 2\theta$ ,  $\chi^2$  decreases first slowly with  $R$ . At  $R = 0.14$  the dip starts to suppress the CNO and pep  $\nu_e$  fluxes and the  $\chi^2$  decreases faster.  $\chi^2$  reaches minimum at  $R = 0.06$  which corresponds to the Be-line near the minimum of the dip. For large mixing  $\sin^2 2\theta \approx 10^{-3}$  the minimum of the  $\chi^2$  at  $R = 0.95$  corresponds to pep line in the minimum of the dip, and the Be line unaffected by the dip. The dependence of  $\chi^2$  on  $R$  is sharp. For smaller  $R$  the Be-line will fall in the dip, strongly reducing the Ar- and Ge-production rates. For larger  $R$  the boron neutrino flux is suppressed substantially.

Till now we have discussed the scenario when the s-mixing modifies the LMA profile which corresponds to the best fit point of the  $\chi^2$  fit. There is another important consequence: the s-mixing improves a fit of the solar neutrino data for high mass squared differences, up to  $m_{21}^2 = 2 \cdot 10^4 \text{ eV}^2$  (see fig. 5). Indeed, for  $R < 0.1$  the mixing  $\sin^2 2\theta$  can be selected in such a way that the dip leads to a flat energy profile down to  $E = m_{21}^2 / (2 \cdot 3) \approx 10^4 \text{ MeV/eV}^2$ . According to fig. 2 (upper panel) this can be achieved, e.g., for  $\sin^2 2\theta \approx 3 \cdot 10^{-3}$ . Consequently, the spectrum can be shifted to smaller  $E = m_{21}^2$ , and  $m_{21}^2$  can be increased without worsening of fit in comparison with b.f. point for the pure LMA solution (see fig. 5). In this case, Be-neutrino line is out of the dip (or on the edge of dip) and additional suppression is absent or weak. The pep- and CNO- ( $\nu_e$ ) fluxes as well as the low energy part of the boron neutrino spectrum have the strongest suppression. The shift of the spectrum leads to suppression of the Earth matter regeneration effect. In particular, the the D-N asymmetry becomes practically unobservable ( $< 0.1\%$ ). On the other hand establishing the D-N asymmetry at the level  $2-4\%$  will exclude significant shift. The shift to large values of  $m_{21}^2$  will have important implications for atmospheric neutrino studies, neutrinoless double beta decay searches, future program of the LBL experiments in particular, detection of the CP-asymmetry, the program of reconstruction of the neutrino mass spectrum, etc..

## 4 Further tests

How one can check the described scenarios?

1) BOREXINO and KamLAND (solar) as well future low energy experiments [18, 19, 20, 21, 22, 23, 24] can establish the suppression of the Be-neutrino flux in comparison with the LMA predictions, if the case 1) is realized. The ratio of the number of events in BOREXINO and other experiments based on the e-scattering with and without conversion can be written as

$$R_{\text{Borexino}} = P_{ee}(1 - r) + r P_{es}; \quad (33)$$

where  $r = (\sigma_e / \sigma_{ee})$  is the ratio of cross-sections. Here we have taken into account a contribution of the NC scattering of muon and tau neutrinos on electrons. Then using Eq. (21) we find an additional suppression of the rate in comparison with the pure LMA case:

$$R_{\text{Borexino}} = R_{\text{Borexino}}^{\text{LMA}} R_{\text{Borexino}} = (1 - r) P_{ee} + r P_{es} = P_{ee}(1 + r \tan^2 \theta): \quad (34)$$

According to Fig. 3 the suppression of  $R_{\text{Borexino}}^{\text{LMA}}$  can be rather significant. However, if the prediction for  $Q_{\text{Ge}}$  is less than 2% below the experimental results, we find  $R_{\text{Borexino}}^{\text{LMA}} > 0.4$  and  $R_{\text{Borexino}} < 0.2$ . For the best fit value in the scenario 1):

$$R_{\text{Borexino}}^{\text{LMA}} = 0.5; \quad (R_{\text{Borexino}} = 0.1): \quad (35)$$

Clearly, it will be difficult to establish such a difference. Furthermore, the additional suppression is due to conversion to sterile neutrino and the problem is to distinguish the conversion effect and lower original flux. So, not only high statistics results but also precise knowledge of the original fluxes is needed. The pep-flux is well known, however predictions of the CNO neutrino fluxes have larger uncertainties.

2). It may happen that the dip is at higher energies and the Be-flux is unaffected. In this case one expects significant suppression of the pep- and CNO-fluxes. Such a possibility can be checked using combination of measurements from different experiments which are sensitive to different parts of the solar neutrino spectrum. The Li-experiment [25] has high sensitivity to the pep- and CNO-neutrino fluxes [26]. According to the SSM [8], the CNO-neutrinos contribution to the Be-production rate in this radiochemical experiment is  $Q_{\text{Be}}^{\text{CNO}} = 14.2$  SNU of the total rate  $Q_{\text{Be}}^{\text{CNO}} = 52.3$  SNU so that  $Q_{\text{Be}}^{\text{CNO}} / Q_{\text{Be}} = 0.27$ . For the Cl- and Ga-experiments the corresponding ratios are  $Q_{\text{Ar}}^{\text{CNO}} / Q_{\text{Ar}} = 0.05$  and  $Q_{\text{Ge}}^{\text{CNO}} / Q_{\text{Ge}} = 0.07$ . For pep-neutrinos  $Q_{\text{Be}}^{\text{pep}} / Q_{\text{Be}} = 0.176$ .

Precise measurements of  $Q_{\text{Be}}$  and  $Q_{\text{Ge}}$  and independent measurements of the B, pp, Be neutrino fluxes and subtraction of their contributions from  $Q_{\text{Be}}$  and  $Q_{\text{Ge}}$  will allow to determine the CNO-neutrino fluxes. In general, to measure oscillation parameters and to determine the original solar neutrino fluxes one needs to perform combined analysis of results from Ga-, Cl-, Li- and dedicated low energy experiments [18, 19, 20, 21, 22, 23, 24]. Of course, the new high statistics Cl-experiment could clarify a situation directly.

3). For large  $R$  and  $\sin^2 2\theta$  (which gives the best global fit of the data) one expects significant suppression of the low energy part of the B -neutrino spectrum. As follows from the figs. 6 and 7, at 5 MeV the suppression can reach (10–15)% both in SK and SNO. Future measurements at SNO and KamLAND will allow to predict more precisely the upturn in the LMA case. Then precision measurements of the low energy part ( $E < 6-8$  MeV) of the boron neutrino spectrum and study of the shape of the spectrum will be crucial.

4). In supernovae, neutrinos are produced at densities far above the LMA resonance density and the propagation is adiabatic in the LMA resonance. So, even for very small 1–3 mixing one will get the adiabatic conversion  $\nu_e \rightarrow \nu_2$  without any effect of sterile neutrino (as in the case described in Eq. (17)). If, however, the sterile level crosses the second level  $\nu_2$  one may expect some manifestations of the sterile neutrino in the  $\nu_e$  channel, provided that the mass hierarchy is inverted or the 1–3 mixing is very small ( $\sin^2 \theta_{13} < 10^{-4}$ ).

5). Smallness of mixing of the sterile neutrino allows to avoid the nucleosynthesis bound: such a neutrino does not equilibrate in the Early Universe. For this reason sterile neutrinos also do not influence the large structures formation in the Universe.

6). A very small  $s$ -mixing means that the width of the  $s$ -resonance is also very small. In the density scale  $n = n_s = \tan^2 \theta_{12} \cdot 10^2$ . Therefore 1% density perturbations can strongly affect the conversion in  $s$ -resonance [27]. If density perturbations (or density profile) change in time, this will induce time variations of neutrino signals. Since the effect of  $s$ -resonance is small, one may expect 10% (at most) variations of the Ga- and Ar-production rates.

It seems that further precision measurements of the solar neutrino signals are the only possibility to check the suggested scenarios.

## 5 Conclusions

1. The low (with respect to the LMA prediction) value of the Ar-production rate measured in the Homestake experiment and/or suppressed upturn of the spectrum at low energies in SK and SNO can be explained by introduction of the sterile neutrino which mixes very weakly with the active neutrino components.

2. The mixing with sterile neutrino leads to appearance of the dip in the survival probability in the interval of intermediate energies  $E = 0.5-5$  MeV. The survival probability in the non-oscillatory and vacuum ranges is not modified (if sterile level crosses  $\nu_1$ ).

3. Depending on values of  $(R, \sin^2 2\theta)$ , that is, on the position of the dip, three phenomenologically different scenarios are possible:

- (i) the Be-neutrino line in the dip,
- (ii) strong suppression of the pep- and CNO -neutrino fluxes, and Be-neutrino line out

of the dip;

(iii) suppression of the boron flux only.

The best global fit of the solar neutrino data corresponds to unsuppressed B  $\nu$ -line, but strongly suppressed pep- and CNO - neutrino fluxes. This requires  $\sin^2 2\theta \approx 10^{-3}$  and  $R \approx 0.1$ . This scenario predicts observable suppression of the upturn of the spectrum at SK and SNO.

4. The present experimental results as well as relations between observables, substantially restrict effects of the dip induced by the s-mixing.

5. The presence of s-mixing can be established by future precise measurements of the B  $\nu$ -, pep-, CNO - neutrino fluxes by BOREXINO [17] and KamLAND, and the low energy part of the Boron neutrino spectrum ( $< 5 - 6$  MeV) at SNO. It seems that study of the solar neutrinos is the only possible way to test the scenarios described in this paper. There is no observable effects in laboratory experiment, as well as in astrophysics and cosmology.

6. A presence of the dip induced by sterile neutrino improves the fit of the solar neutrino data for high  $m^2$ : up to  $(2 - 4) \cdot 10^6 \text{ eV}^2$ .

7. We have performed a general study of the effect of mixing with additional neutrino states. Only in the case when new neutrino level crosses both LMA levels, the effect of additional mixing can enhance the survival probability. This case is not realized, however, for additional sterile neutrino. In all other cases an additional mixing leads to suppression of survival probability.

8. Even precise measurements of the high energy part of the solar neutrino spectrum may not be enough to reconstruct the energy profile of the effect at low energies. So, the low energy solar experiments are needed and they may lead to important discoveries.

## Acknowledgments

One of us (PCH) would like to thank FAPESP for financial support.

## Appendix: Profile of the effect and new neutrino states

As we have established in the previous sections the mixing with sterile neutrino can modify the LMA energy profile, namely suppress the survival probability, in certain energy range. Here we present a general consideration on modification of the LMA energy profile by the mixing with new neutrino states. We assume that large mixing MSW effect is the dominant mechanism of conversion.

In general, the introduction of new states leads to decrease of  $P_{ee}$ , since new channels

are open for disappearance of  $\nu_e$ . What are conditions for increase of  $P_{ee}$ ?

In the case of LMA the survival probability at low energies and at high energies are uniquely related (31). So, measurements at high energies ( $E > 5 \text{ MeV}$ ) allow (in principle) to reconstruct the profile at low energies provided that upturn of the spectrum or/and the day-night asymmetry are measured which allows to determine  $\tan^2 2\theta$ . Mixing with new states can change this relation.

In assumption that the coherence of the mass eigenstates is lost on the way to the Earth we can write the  $\nu_e$ -survival probability after propagation in the Sun as

$$P_{ee} = \sum_i a_i^2 |U_{ei}|^4; \quad (36)$$

where  $a_i$  is the probability to find the mass state  $i$  in the initial state and  $U_{ei}$  is the mixing parameter. The quantities in eq. (36) satisfy the normalization conditions:

$$\sum_i a_i^2 = 1; \quad \sum_i |U_{ei}|^4 = 1; \quad (37)$$

At low energies, where neutrino conversion is due to the vacuum oscillations, the admixtures of mass eigenstates are not changed and flavors are fixed. Contributions from two different eigenstates add incoherently. In the 2 - case we have  $a_1 = \cos^2 \theta$ ,  $a_2 = \sin^2 \theta$ ,  $U_{e1} = \cos \theta$ ,  $U_{e2} = \sin \theta$ , and consequently,  $P_{ee} = \cos^4 \theta + \sin^4 \theta$ . Is it possible to increase  $P_{ee}$ ?

The only way to increase the survival probability in vacuum  $P_{ee}$  would be to restore the coherence (at least partially) of the two contributions, or decrease the mixing. In general, one should concentrate the electron flavor on one of the mass eigenstates and increase its admixture.

Suppose additional neutrino states also produces the vacuum oscillation effect (no level crossing). Mixing of these new states with  $\nu_e$  leads to the corresponding decrease of  $|U_{e1}|^2$  or/and  $|U_{e2}|^2$ , as well as  $a_1$  and  $a_2$ , and one can easily show that

$$P_{ee}(2) > P_{ee}(2+n); \quad (38)$$

So, new states can lead to decrease of  $P_{ee}$  only.

Matter effects change  $a_i$ . At high energies for the 2 - case we get  $a_1 \rightarrow 0$  and  $a_2 \rightarrow 1$ . Let  $|U_{ei}|_{\text{min}}$  and  $|U_{ei}|_{\text{max}}$  be the largest and smallest mixing parameters correspondingly. Then it is easy to prove inequality

$$|U_{ei}|_{\text{min}}^2 > P_{ee} > |U_{ei}|_{\text{max}}^2; \quad (39)$$

So, the only way to increase  $P_{ee}$  is to change the admixtures of the mass states in such a way that  $a_i$ , which corresponds to the largest  $|U_{ei}|$ , increases.

Let us consider one additional neutrino level (state) which mixes weakly with the LMA levels. Due to small mixing the LMA levels do not change significantly. If new (predominantly sterile) level crosses one of the LMA level only and  $P(i)$  is the jump probability in this crossing (the probability that neutrino state does not transit to new level), then

$$P_{ee} = P(1)a_1^2 J_{e1}^2 + a_2^2 J_{e2}^2 : \quad (40)$$

Here we put  $J_{e0} = 0$ . Since  $P(1) < 1$ , the probability decreases as we have found in the specific case discussed in this paper. Similarly, if the new level crosses the second level:

$$P_{ee} = a_1^2 J_{e1}^2 + P(2)a_2^2 J_{e2}^2 : \quad (41)$$

Notice that if neutrino is produced far above the LMA resonance, so that  $a_1 = 0$ , the probability equals  $P_{ee} = P(2)a_2^2 J_{e2}^2$  and for small  $P(2)$  (good adiabaticity) the survival probability  $P_{ee}$  can be strongly suppressed.

To enhance  $P_{ee}$  new level should cross both the LMA levels (in this case formulas above are not valid). If both crossings are adiabatic, the following transitions occur:

$$e \rightarrow 2m \quad ! \quad 0m \quad ! \quad 1m : \quad (42)$$

Consequently,  $P_{ee} = \cos^2 \theta$ . If transitions are partially adiabatic, we find  $\sin^2 \theta < P_{ee} < \cos^2 \theta$ . In this case the admixture of the mass state with the largest admixture of the electron neutrinos is enhanced. However, to get such a double crossing, the new level should have the dependence on the density which is even stronger than the dependence of the electron neutrino level. That is, the corresponding matter potential should be large:  $V_x > V_e$ . But this is excluded. So, an additional sterile neutrino level can cross only one LMA level, thus leading to suppression of the survival probability. The results obtained in this paper are robust.



## References

- [1] K. Eguchi et al, (KamLAND collaboration), Phys. Rev. Lett, 90 021802 (2003).
- [2] L. Wolfenstein, Phys. Rev. D 17 (1978) 2369; in "Neutrino -78", Purdue Univ. C3, 1978.
- [3] S. P. Mikheyev and A. Yu. Smirnov, Sov. J. Nucl. Phys. 42 (1985) 913; Nuovo Cim. C 9 17, (1986); Zh. Eksp. Teor. Fiz. 91, 7 (1986), [Sov. Phys. JETP 64, 4 (1986)].
- [4] J. N. Bahcall, P. I. Krastev, A. Yu. Smirnov, Phys. Rev. D 60 093001 (1999); M. C. Gonzalez-Garcia, P. C. de Holanda, Carlos Pena-Garay, J. W. F. Valle, Nucl. Phys. B 573, 3 (2000).
- [5] V. Barger, D. Marfatia, Phys. Lett. B 555, 144 (2003), G. L. Fogli, E. Lisi, A. Marrone, D. Montanino, A. Palazzo, A. M. Rotunno, Phys. Rev. D 67 073002 (2003); M. Maltoni, T. Schwetz, J. W. F. Valle, Phys. Rev. D 67, 093003 (2003); A. Bandyopadhyay, S. Choubey, R. Gandhi, S. Goswami, D. P. Roy, Phys. Lett. B 559 121, (2003); J. N. Bahcall, M. C. Gonzalez-Garcia, C. Pena-Garay, JHEP 0302, 009 (2003); H. Nunokawa, W. J. C. Teves, R. Zukanovich Funchal, Phys. Lett. B 562, 28, (2003); P. Aliani, V. Antonelli, M. Picariello, E. Torrente-Lujan, hep-ph/0212212.
- [6] P. C. de Holanda and A. Yu. Smirnov, JCAP 01 (2003) 001.
- [7] B. T. Cleveland, et al., Astrophys. J. 496, 505 (1998).
- [8] J. N. Bahcall, M. H. Pinsonneault and S. Basu, Astrophys. J., 555 (2001) 990.
- [9] P. I. Krastev, A. Yu. Smirnov, Phys. Rev. D 65, 073022 (2002).
- [10] Super-Kamiokande Collaboration (S. Fukuda et al.), Phys. Rev. Lett. 86 (2001), *ibidem*, 86, 5656 (2001).
- [11] SNO Collaboration (Q. R. Ahmad et al.), Phys. Rev. Lett. 89, 011301 (2002), Phys. Rev. Lett. 89, 011302, (2002).
- [12] P. A. Sturrock, G. Walther and M. S. Wheatland, Astrophys. J. 491, 409 (1997); *ibidem* 507, 978 (1998); P. A. Sturrock and M. A. Weber, Astrophys. J. 565, 1366 (2002). P. A. Sturrock, astro-ph/0304148; hep-ph/0304106. P. A. Sturrock and M. A. Weber, Astrophys. J. 565, 1366 (2002); A. M. Ilsztajn, hep-ph/0301252; P. A. Sturrock, hep-ph/0304073; hep-ph/0304106. D. O. Caldwell and P. A. Sturrock, hep-ph/0305303.
- [13] Incomplete list: T. K. Kuo, James Pantaleone, Phys. Rev. Lett. 57, 1805 (1986), Phys. Rev. D 35 3432 (1987), A. Yu. Smirnov, in proc. of the Int. Symposium on Neutrino Astrophysics "Frontiers of Neutrino Astrophysics", October 19-22 (1992) Takayama, Japan, Eds. Y. Suzuki and K. Nakamura, p.105., Q. Y. Liu, S. T. Petcov, Phys. Rev. D 56, 7392 (1997), K. S. Babu, Q. Y. Liu, A. Yu. Smirnov, Phys. Rev. D 57, 5825 (1998).

- [14] V .Berezinsky, M .Narayan, F .V issani, Nucl.Phys.B 658, 254 (2003). P .C .de Holanda, A .Yu .Sm imov, hep-ph/0211264.
- [15] SAGE Collaboration (J.N .Abdurashitov et al.), JExp.TheorPhys. 95, 181 (2002), Zh.Eksp.TheorFiz. 122, 211 (2002)] e-Print Archive: astro-ph/0204245.
- [16] GNO Collaboration (T .A .K irsten), Nucl.Phys.B (Proc.Suppl.) 118 (2003) 33.
- [17] BOREXINO collaboration, G .A linonti, et al., Astropart.Phys. 16 073022 (2002).
- [18] R .S .Raghavan, Phys.Rev.Lett. 78, 3618 (1997).
- [19] H .E jiri et al., PhysRev.Lett. 85, 2917 (2000).
- [20] Y .Suzuki, Low Nu2 workshop, Tokyo 2000, <http://www-sk.icrr.u-tokyo.ac.jp/neutlowe/>.
- [21] B .Lanou, in Low Nu3 Heidelberg, Germany, <http://www.mpi-hd.mpg.de/nubis/>.
- [22] D .N .M cK insey and J.M .D oyle, J.of Low Temp.Phys. 118 153 (2000).
- [23] G Bonvicini et al., hep-ex/0109199, hep-ex/0109032.
- [24] C .Broggini, Low Nu3 Heidelberg, Germany, <http://www.mpi-hd.mpg.de/nubis/>.
- [25] J.N .Bahcall, Phys.Lett., 13, 332 (1964) V .A .K uzmin and G .T .Zatsepin, Proc.Int.Conf on Cosmic Rays, Jaipur, India, 1965 paper M u-Nu 36, p. 1023.
- [26] See for recent discussion: A .K opylov, V .Petukhov, hep-ph/0301016, hep-ph/0306148.
- [27] P .I .K rastev, A .Yu .Sm imov, Mod.Phys.Lett.A 6, 1001 (1991).

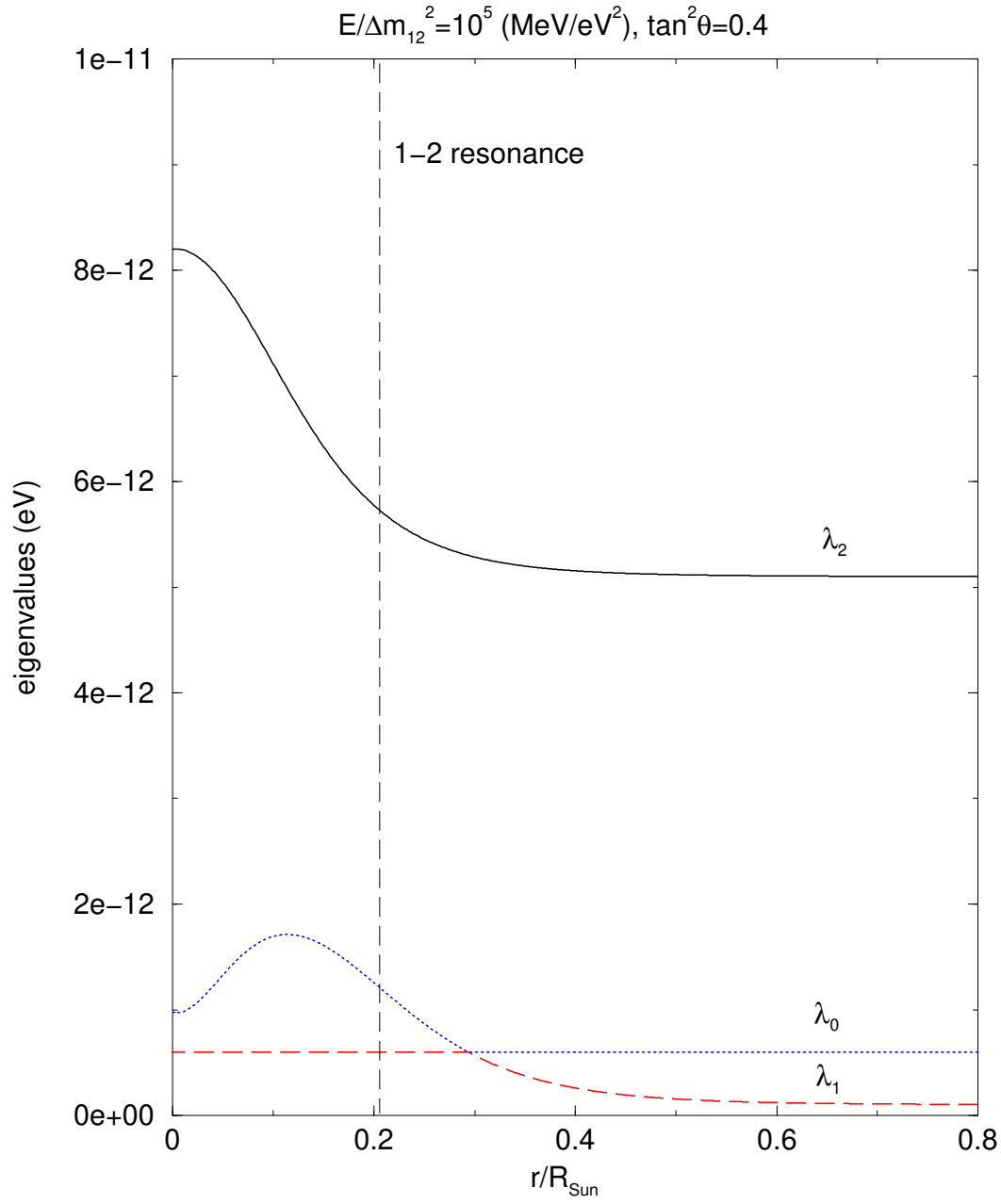


Figure 1: The level crossing scheme. The mass eigenvalues as functions of the distance from the center of the Sun for  $E/\Delta m_{12}^2 = 10^5 \text{ eV}^2$  and  $\tan^2 \theta = 0.4$ . The mass ratio is taken to be  $R = m_{01}^2/m_{12}^2 = 0.10$ . Also shown is the position of 1-2 resonance (dashed vertical line).

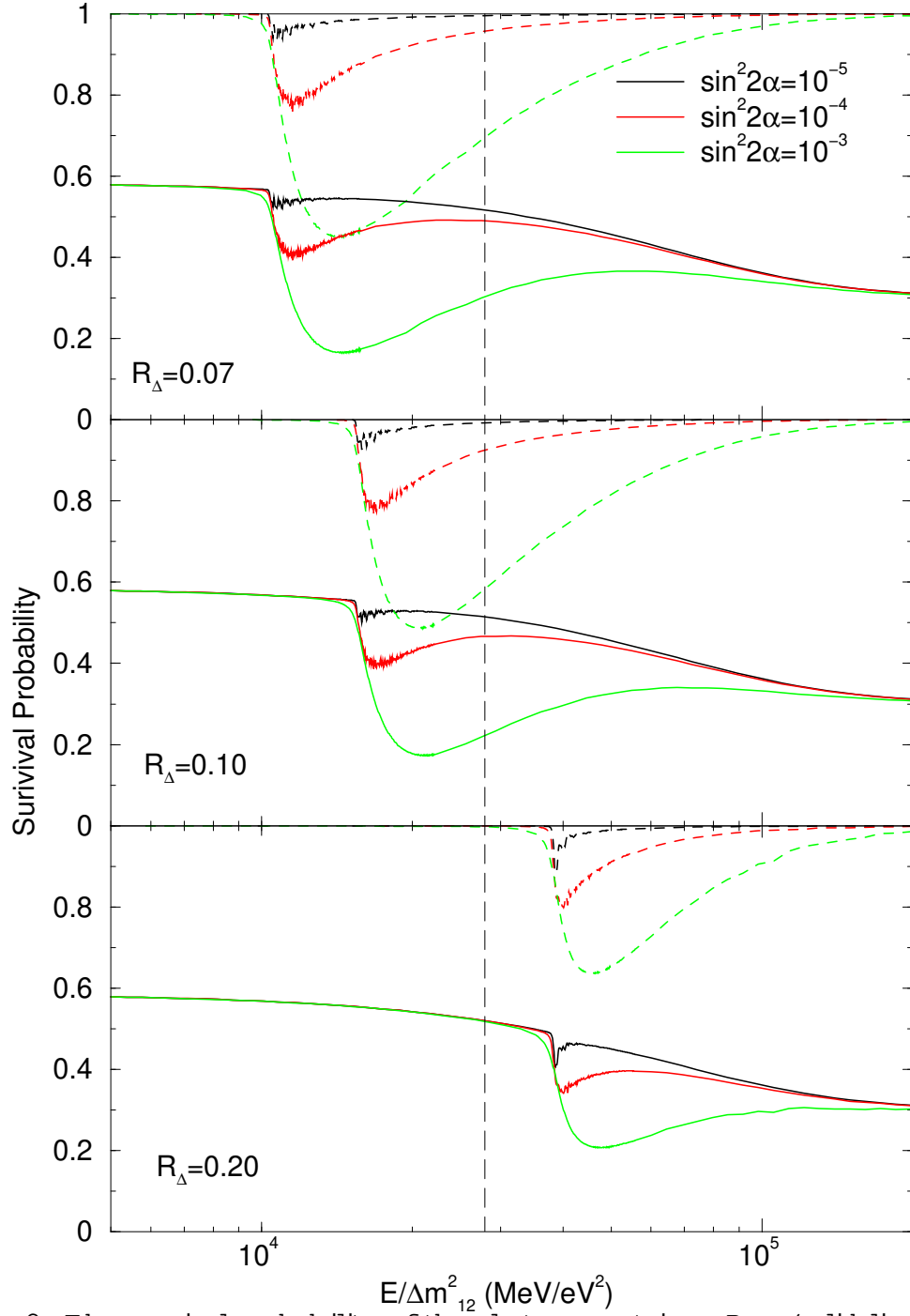


Figure 2: The survival probability of the electron neutrinos,  $P_{ee}$ , (solid line) and survival probability of the active neutrinos,  $1 - P_{es}$ , (dashed line), as functions of  $E/\Delta m_{12}^2$  for different values of the sterile-active mixing parameter  $\sin^2 2\alpha$ . We take  $\tan^2 \theta_{12} = 0.4$  and the mass ratio  $R = 0.10$ . Also shown is the position of the 1-2 resonance for the central density of the Sun.

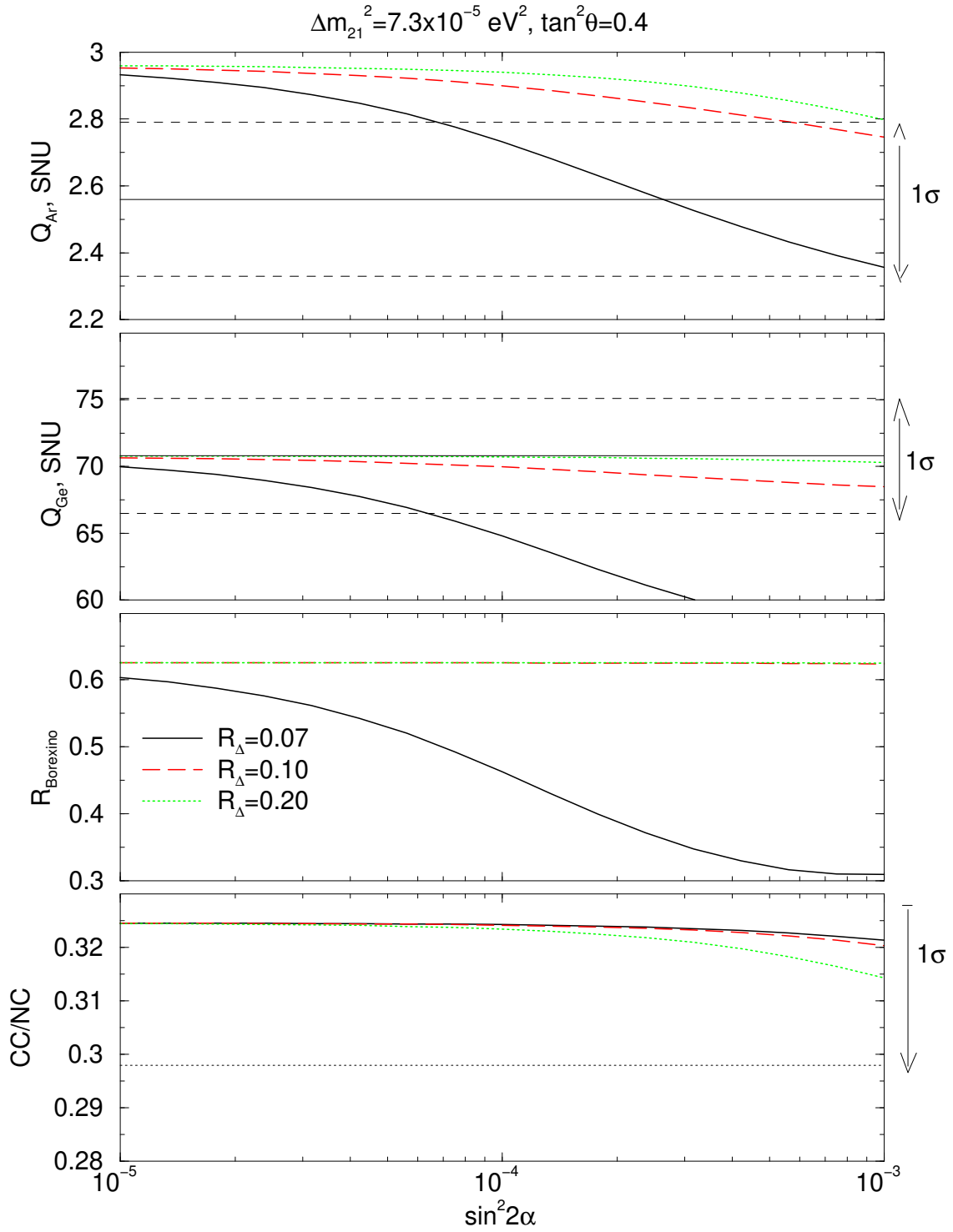


Figure 3: The Ar production rate (upper panel), the Ge production rate (second panel) the suppression factor for the BOREXINO signal and the CC/NC ratio at SNO as functions of  $\sin^2 2\alpha$ , for  $\tan^2 \theta = 0.4$  and  $m_{21}^2 = 7.3 \times 10^{-5} \text{ eV}^2$ .

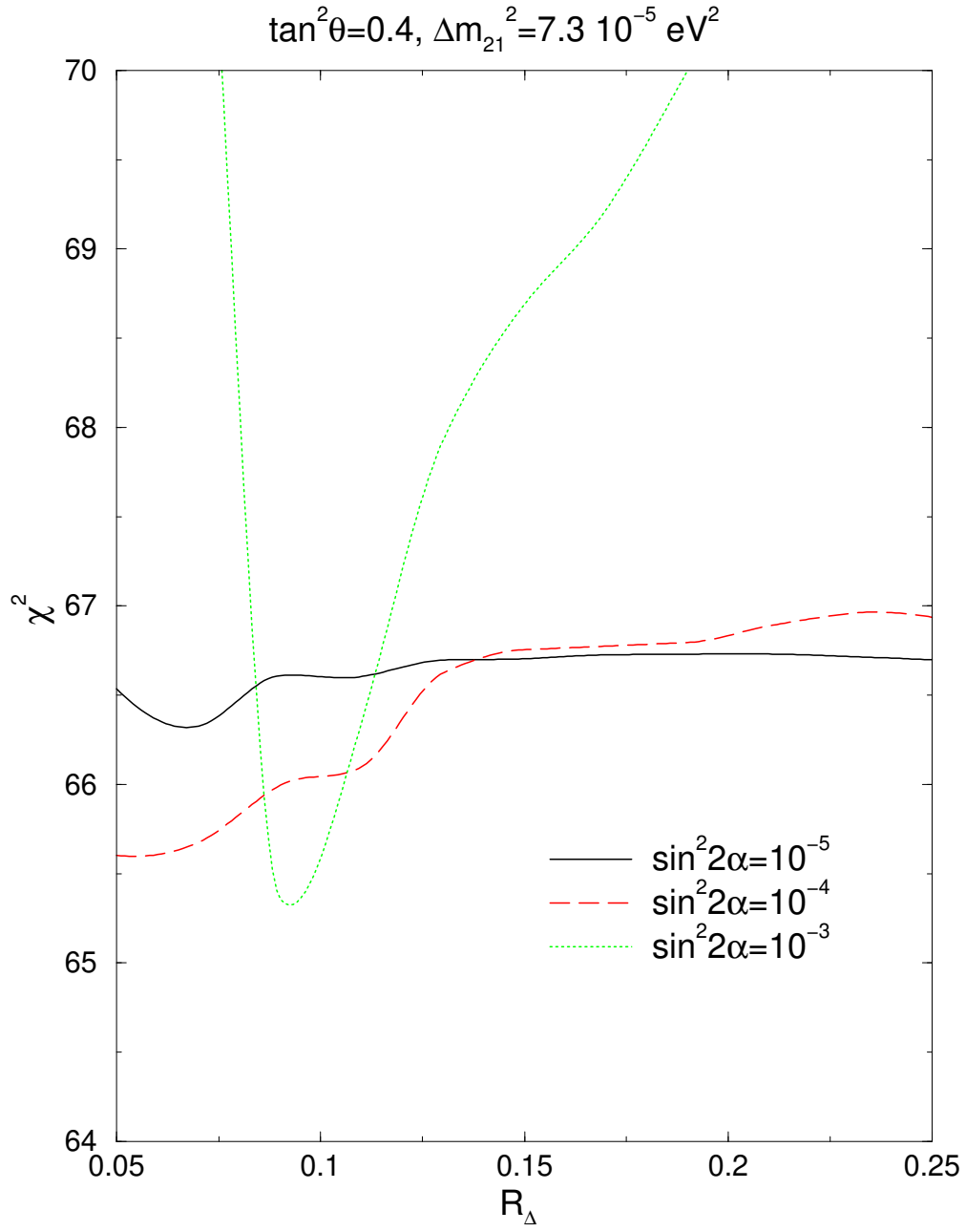


Figure 4: The  $\chi^2$  of the global fit of the solar neutrino data as a function of  $R_\Delta$  for different values of the sterile-active mixing parameter  $\sin^2 2\alpha$ . We take  $\tan^2 \theta = 0.4$  and  $m_{12}^2 = 7.3 \cdot 10^{-5} \text{ eV}^2$ ,

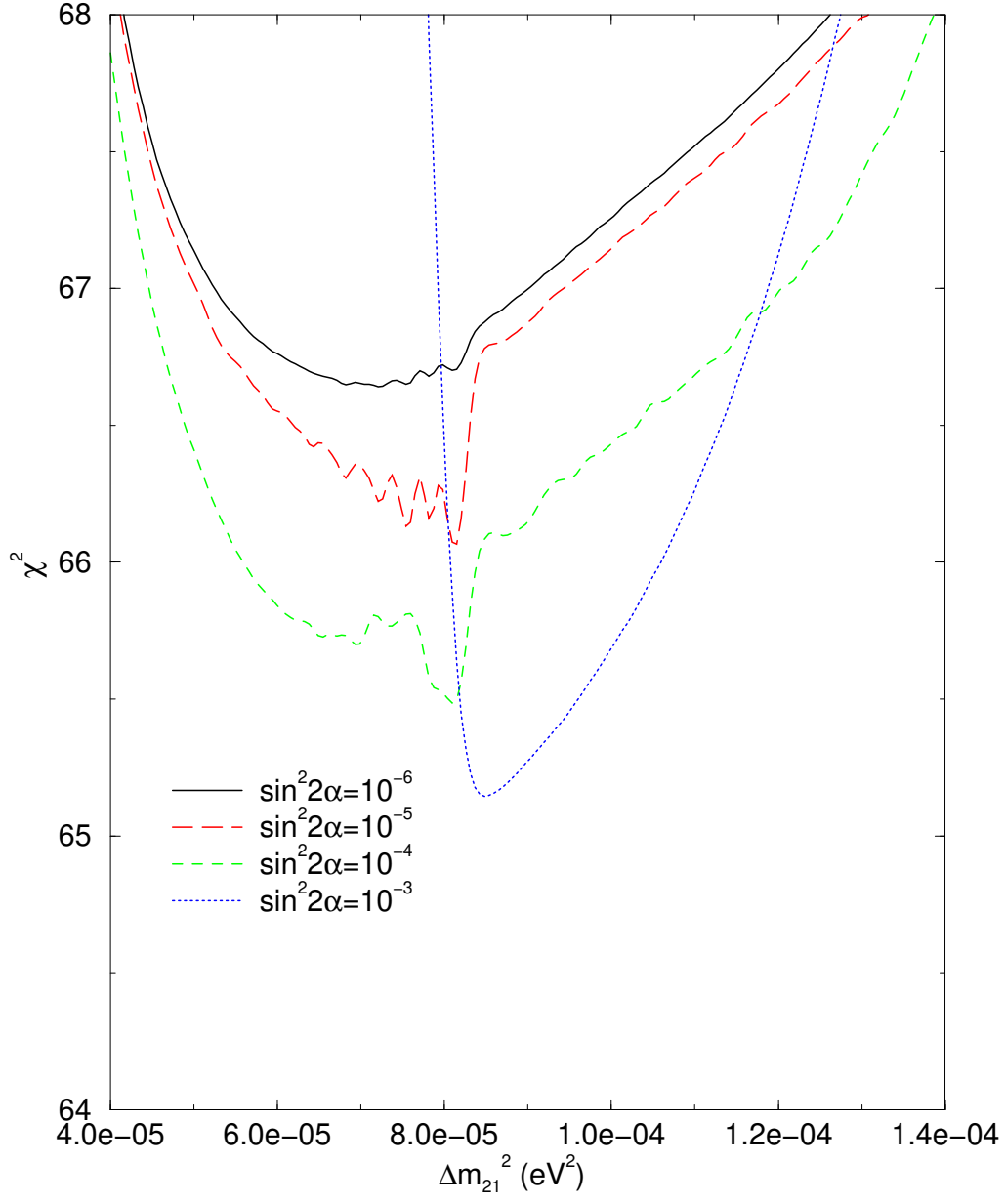


Figure 5: The  $\chi^2$  as a function of  $\Delta m_{21}^2$ , for different values of the sterile-active mixing parameter  $\sin^2 2\alpha$ . We take  $\tan^2 \theta = 0.4$  and the mass ratio  $R = 0.07$ .

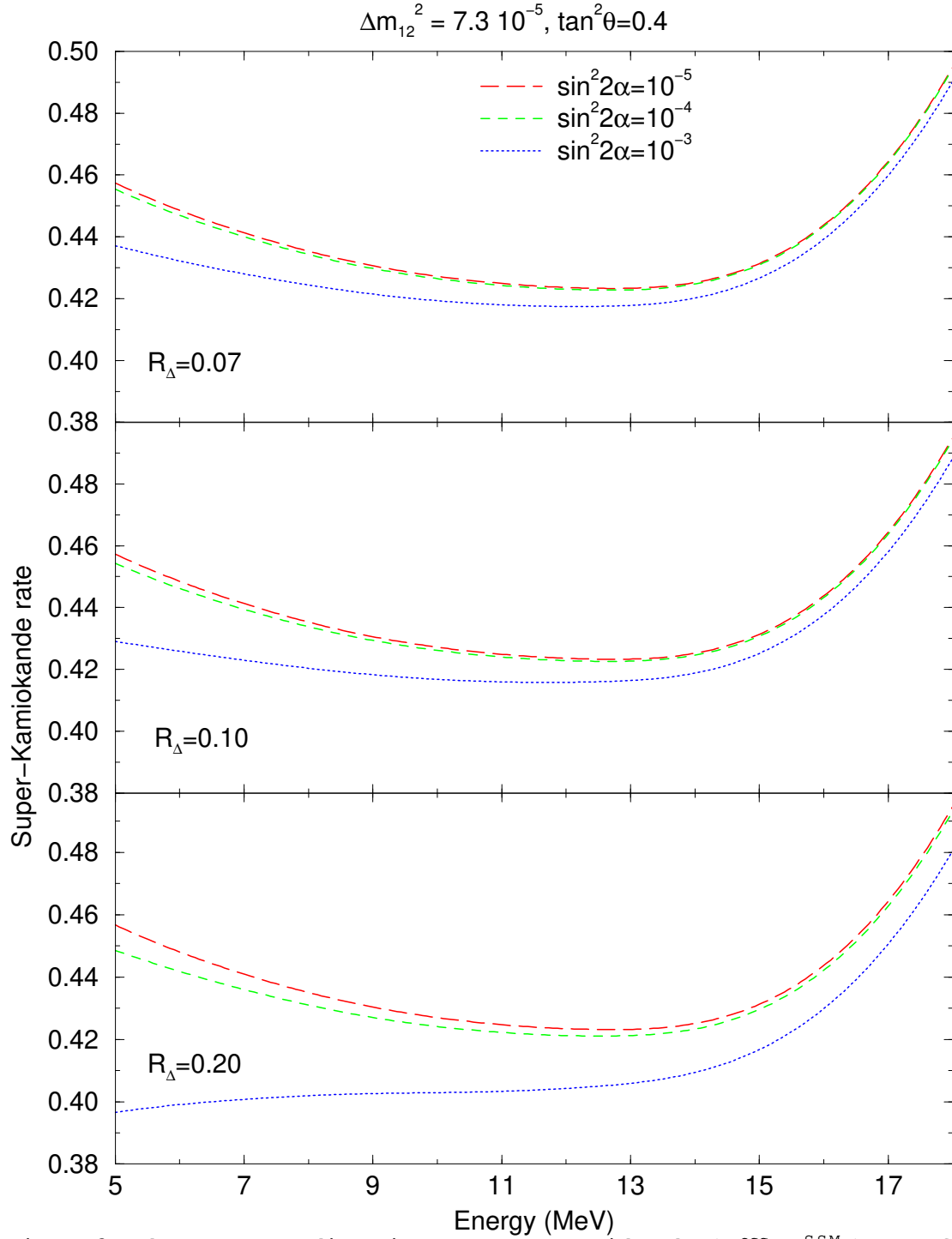


Figure 6: The spectrum distortion at Super-Kamiokande ( $N^{\text{osc}} = N^{\text{SSM}}$ ) as a function of sterile-active mixing parameter  $\sin^2 2\theta$  for different values of mass ratio  $R_\Delta$ .



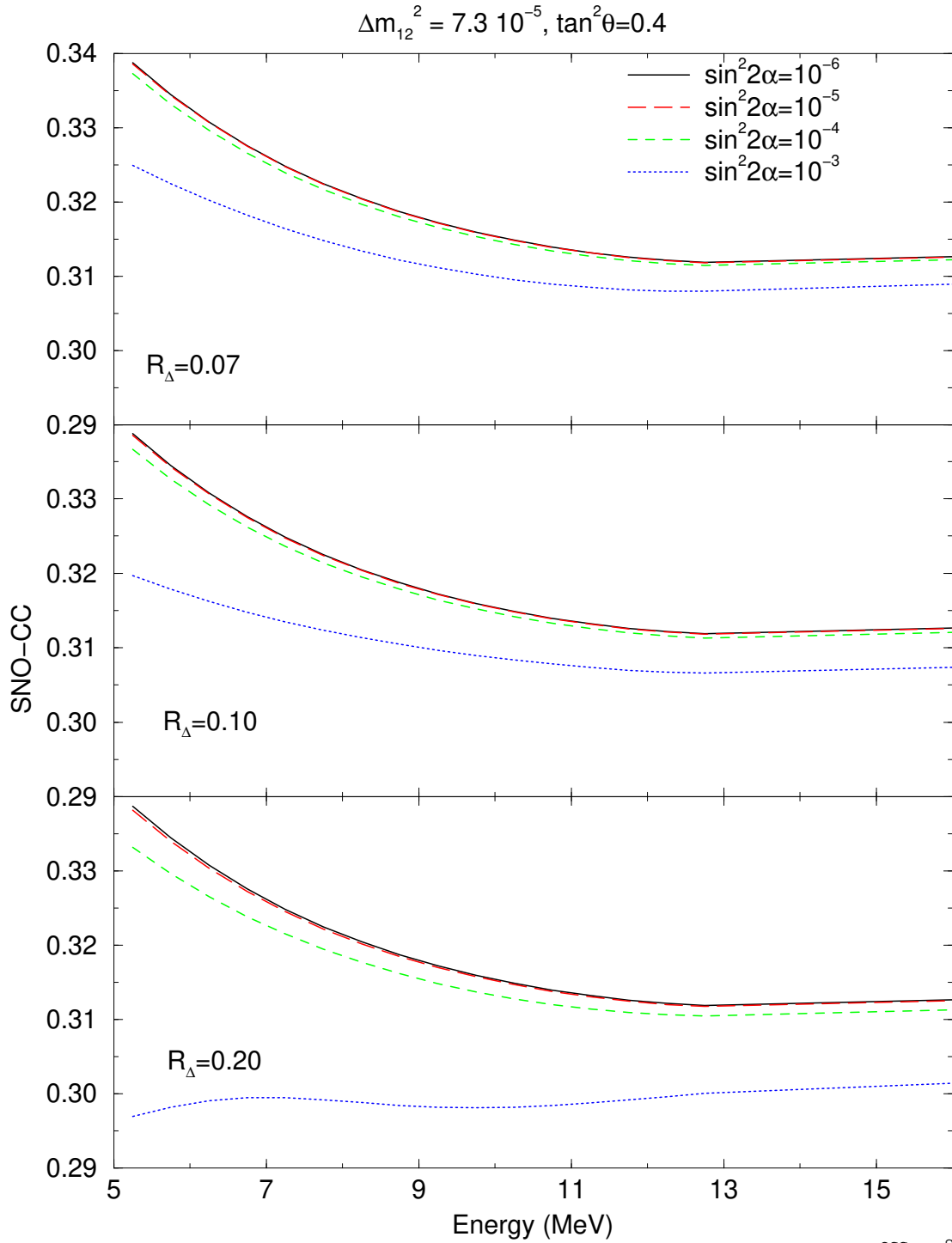


Figure 7: The spectrum distortion of the SNO charged current events,  $(N^{\text{osc}} = N^{\text{SSM}})$ , as a function of the sterile-active mixing parameter  $\sin^2 2\alpha$  for different values of the mass ratio  $R_\Delta$ .