

Transverse momentum distribution of χ production in hadronic collisions

Edmond L. Berger,¹ Jianwei Qiu,^{2,y} and Yili Wang^{2,z}

¹High Energy Physics Division, Argonne National Laboratory, Argonne, IL 60439

²Department of Physics and Astronomy,

Iowa State University, Ames, IA 50011

(Dated: January 28, 2020)

Abstract

We calculate the transverse momentum p_T distribution for production of the χ states in hadronic reactions. For small p_T ($\ll M$), we resum to all orders in the strong coupling α_s the process-independent large logarithmic contributions that arise from initial-state gluon showers. We demonstrate that the p_T distribution at low p_T is dominated by the region of small impact parameter b and that it may be computed reliably in perturbation theory. We express the cross section at large p_T by the $O(\alpha_s^3)$ lowest-order non-vanishing perturbative contribution. Our results are consistent with data from the Fermilab Tevatron collider.

PACS numbers: 12.38.Cy, 12.39.St, 13.85.Ni, 12.38.Qk

e-mail: berger@anl.gov

^ye-mail: jwq@iastate.edu

^ze-mail: yiliwa@iastate.edu

I. INTRODUCTION

The theoretical description of the transverse momentum p_T distribution of heavy quarkonium $Q\bar{Q}$ production in hadron collisions raises interesting challenges. Because the masses of the (nS) (or J/ψ) states are relatively heavy, one might expect perturbative quantum chromodynamics to be applicable. However, the presence of two potentially large physical scales, p_T and the mass M means that a fixed-order perturbative treatment is subject to large higher-order logarithmic contributions associated with initial-state gluon radiation. These contributions have the form $\alpha_s \log^2(M^2/p_T^2)$ for every power of the strong coupling α_s , and reliable predictions, especially in the regions of small and moderate p_T , require that the logarithmic contributions be summed to all orders in α_s .

The Collins-Soper-Sterman (CSS) b -space resummation formalism [1] has been used successfully for the all-orders resummation of large initial-state logarithmic terms in several cases of physical interest [2, 3, 4, 5, 6, 7, 8, 9]. In this paper, we extend the formalism and use it to compute the p_T distribution of the nS states. We obtain good agreement with the general features of data [10, 11] on the p_T distribution of J/ψ production at hadron collider energies for all p_T . Previous theoretical calculations tend not to include all-orders resummation to address the region $p_T \sim M$ at collider energies [12, 13, 14, 15, 16].

There are issues to address before the CSS formalism can be applied to J/ψ production. These include the color structure of the lowest order production processes: $q\bar{q} \rightarrow b\bar{b}(Q)$ and $g\bar{g} \rightarrow b\bar{b}(Q)$, and the small value of the $b\bar{b}$ pair mass $Q \sim M$. Most applications of the resummation formalism are to the production of systems that are color singlets whereas the $b\bar{b}$ system produced in $q\bar{q} \rightarrow b\bar{b}$ and $g\bar{g} \rightarrow b\bar{b}$ need not be color neutral. Nevertheless, because the quark mass is large, gluon radiation is suppressed from the initial-state heavy quark lines and from virtual exchange lines that lead to the production of heavy quark pairs [5]. Correspondingly, the important logarithmic terms are associated with the gluon radiation from the active initial-state partons, the same as those in massive lepton-pair (Drell-Yan) and Higgs boson production. The process-independent leading logarithmic terms do not depend on the color of the heavy quark pair. Color dependence becomes relevant for the higher order terms, as explained in Sec. III.

In Ref. [3], Qiu and Zhang examine the overall center-of-mass energy \sqrt{s} dependence of the CSS b -space distribution function. They demonstrate that the location of the saddle

point of this distribution can be well within the perturbative region of small Q as small as 6 GeV at the Tevatron collider energy. The resummed b -space distribution is peaked strongly in the perturbative region of small b , as we show in Sec. III, and the p_T distribution of $b\bar{b}$ production should be amenable to a resummation treatment.

We begin in Sec. II with the basic assumption that the p_T distribution of $b\bar{b}$ production is derived from the p_T distribution for the production of a pair of bottom quarks. We express the differential cross section in terms of a two-step factorization procedure. In Sec. III, we specialize to the situation at small p_T and summarize the required parts of the all-orders resummation formalism. We present our fixed-order perturbative calculation applicable at large transverse momentum in Sec. IV where we also describe models that specify the manner in which the $b\bar{b}$ pair transforms into the B . Section V is devoted to our numerical results and comparison with data. We provide our conclusions and discuss potential improvements of our calculation in Sec. VI.

II. PRODUCTION DYNAMICS

In this section we describe the two-step factorization procedure we use to represent production of the B states, with particular attention to the prediction of transverse momentum distributions. We specialize to the region of moderate and very small transverse momentum in the subsequent Sec. III where we discuss the all-orders resummation of large logarithmic contributions. Our treatment of the region in which $p_T \ll Q$ is presented in Sec. IV.

We begin with the assumption that a pair of bottom quarks $b\bar{b}$ is produced in a hard-scattering short-distance process:

$$A(p_A) + B(p_B) \rightarrow b\bar{b}(Q) \rightarrow [p + X] + X^0, \quad (1)$$

We use Q to represent the mass of the $b\bar{b}$ pair. Because this mass is large, the pair is produced at a distance scale $1/(2m_b) \approx 1/45 \text{ fm}$. This scale is much smaller than the physical size of a meson. The compact $b\bar{b}$ pair may represent the minimal Fock state of the B , but the overlap of this minimal Fock state with the full wave function of the B is perhaps small, as is suggested by the inadequacies of the color-singlet approach [17] in some situations [15], and other components of the wave-function must be considered. Alternatively, one may realize that the compact $b\bar{b}$ system is unlikely to become an B meson at the production point.

Instead, the pair must expand, and the b and \bar{b} will interact with each other coherently until they transmute into a physical meson.

Once produced in the hard-scattering, a $b\bar{b}$ pair of invariant mass $Q > 2M_B$ is more likely to become a pair of B mesons. Therefore, the virtuality of the intermediate $b\bar{b}$ pair should be limited if an η is to result. This limitation of the virtuality allows us to use perturbative factorization and to write the differential cross section in the usual way [18, 19]. For $p_T \gg 2(M_B + m_b)$, we write

$$\frac{d\sigma_{AB \rightarrow \eta X}}{dp_T^2 dy} = \sum_{a,b} \int_0^1 dx_a \int_0^1 dx_b f_{a/A}(x_a) f_{b/B}(x_b) \frac{d\hat{\sigma}_{ab \rightarrow \eta X}}{dp_T^2 dy} : \quad (2)$$

In Eq. (2), p_T and y are the transverse momentum and rapidity of the η . The functions $f_i(x)$ are parton distribution functions; x_a and x_b are fractional light-cone momenta carried by the incident partons; and Eq. (2) expresses initial-state collinear factorization. The spectator interactions between the beam remnants and the formation of the η meson are suppressed by one or more powers of $1/p_T^2$.

Since the momentum of heavy quark b (\bar{b}) in the pair's rest frame is much less than the mass of the pair, $Q \gg 2m_b < 2M_B \ll 2m_b + 2m_{\bar{b}}$, the parton-level production cross section $d\hat{\sigma}_{ab \rightarrow \eta X}/dp_T^2 dy$ in Eq. (2) can be factored further [19], as is sketched in Fig. 1. The incident partons labeled x_a and x_b interact inclusively to produce an on-shell $b\bar{b}$ system plus state X^0 . In turn, the $b\bar{b}$ system evolves into the η plus a system labeled X ; $X = X^0 + X'$. This

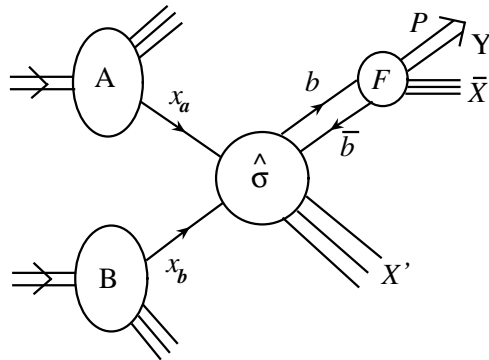


FIG. 1: Hadronic production of an η via an intermediate heavy quark pair b and \bar{b} .

second factored expression is

$$\sum_{[bb]} \frac{d\hat{\sigma}_{ab!}^{(X)}}{dp_T^2 dy} \sum_{[bb]} \int dQ^2 \frac{d\hat{\sigma}_{ab!}^{([bb](Q)X^0)}}{dQ^2 dp_T^2 dy} F_{[bb]!}^{(X)}(Q^2) : \quad (3)$$

In writing Eq. (3), we approximate the transverse momentum and rapidity of the bb pair by p_T and y , respectively, because $Q^2 \gg 4m_b^2 \gg p_T^2$.

The function $d\hat{\sigma}_{ab!}^{([bb](Q)X^0)} = dQ^2 dp_T^2 dy$ represents a partonic short-distance hard-part for inclusive production of a bb pair of invariant mass Q and quantum numbers $[bb]$. This short-distance hard-part is calculable in perturbation theory with the parton momenta of all light partons on-mass-shell by at least m in $(4m_b^2; p_T^2)$. The function $F_{[bb]!}^{(X)}(Q^2)$ represents a transition probability distribution for a bb pair of invariant mass Q and quantum numbers $[bb]$ to transmute into an meson. It includes all dynamical bb interactions of momentum scale less than $Q^2 \gg 4m_b^2$. Different assumptions and choices for the transition probability distribution $F(Q^2)$ lead to different models of quarkonium production. We return to the topic of these models in Sec. IV.

The basic assumptions of this section imply that the transverse momentum distributions of the states at transverse momenta $p_T \ll M$ will reflect the shape of the transverse momentum distribution for production of a bb pair whose mass $Q \ll M$.

If $p_T^2 \ll Q^2$, all next-state logarithmic terms of the form $(\alpha_s \log(p_T^2/Q^2))^N$ can be resummed perturbatively to all orders in α_s [20]. The parton-level cross section in Eq. (3) can be reorganized to be a sum of a direct contribution $d\hat{\sigma}_{ab!}^{(dir)} = dQ^2 dp_T^2 dy$ and a fragmentation contribution

$$\frac{d\hat{\sigma}_{ab!}^{(frag)}}{dQ^2 dp_T^2 dy} = \sum_c \frac{d\hat{\sigma}_{ab!}^{(cX)}}{dp_{cT}^2 dy} \left(z = \frac{\hat{Q}}{p_c}; \frac{2}{F} \right) \frac{d}{dQ^2} D_{c!}^{[bb]X} \left(z; \frac{2}{F}; Q^2 \right) :$$

The sum \sum_c runs over all parton flavors c , and \hat{Q} is equal to the massless part of the four-vector Q . The fragmentation function $D_{c!}^{[bb]X} \left(z; \frac{2}{F}; Q^2 \right)$ represents a probability density for a parton of flavor c and virtuality $\frac{2}{F}$ to fragment into a bb pair of invariant mass Q^2 and quantum numbers $[bb]$. The z dependence of the fragmentation function obeys the normal DGLAP evolution equations with a perturbatively calculated input distribution $D_{c!}^{[bb]X} \left(z; \frac{2}{0}; Q^2 \right)$ which can be interpreted as the inclusive "decay rate" for the parton c of virtuality $\frac{2}{0}$ to decay into a bb pair of invariant mass Q and quantum numbers $[bb]$. For the purposes of comparison with Tevatron data at $p_T < 2M$, we do not include the resummation of next-state logarithms in this paper.

III. THE REGION OF SMALL TRANSVERSE MOMENTUM

When p_T (or Q_T of the $b\bar{b}$ pair) becomes small, the perturbatively calculated hard-part $d^{\text{ab}}_{\text{ab}! \text{bb}(Q)X^0} = dQ^2 dp_T^2 dy$ in Eq. (3) becomes singular

$$\frac{d^{\text{ab}}_{\text{ab}! \text{bb}(Q)X^0}}{dQ^2 dp_T^2 dy} / \frac{1}{p_T^2} : \quad (4)$$

The $1/p_T^2$ singularity arises from the collinear region of initial-state parton splitting, sketched in Fig. 2(a). Gluon radiation from the initial-state heavy quark lines, shown in Fig. 2(b), does not contribute a $1/p_T^2$ collinear singularity because the heavy quark mass regulates this singularity. However, this gluon radiation does lead to a $1/p_T^2$ infrared divergence which should be absorbed into the non-local transition probability distribution $F(Q^2)$ [19]. Gluon radiation from on-shell quark lines, shown in Fig. 2(c), contributes to the "direct" term mentioned at the end of Sec. II, $d^{\text{(dir)}}_{\text{gg}! \text{bb}(Q)} = dQ^2 dp_T^2 dy$ [13].

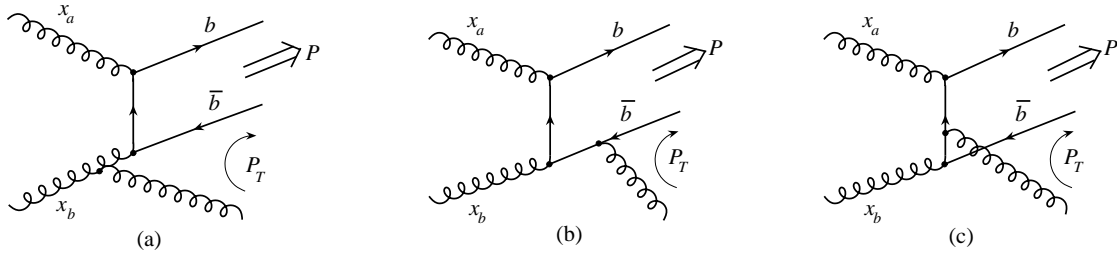


FIG. 2: (a) Sample initial-state parton splitting diagram that leads to the singular $1/p_T^2$ behavior as $p_T^2 \rightarrow 0$; (b) example of a diagram with gluon radiation from an initial-state heavy quark; (c) diagram illustrating gluon radiation from an on-shell internal quark line.

When $p_T^2 = q^2 = Q^2 - 4m_b^2$, soft gluon interactions between the spectator partons in the beam jets and the partons in $F(Q^2)$ most likely break the factorization expressed in Eqs. (2) and (3). In this paper, our principal interest is to investigate how the large logarithmic terms from the initial-state gluon shower modify the $1/p_T^2$ distribution when $p_T^2 \sim M^2$.

Additional gluon radiation from the initial-state partons, recoiling against the $b\bar{b}$ pair as shown in Fig. 3, leads to (Sudakov) logarithmic contributions of the form $-\log^2(Q^2/p_T^2)$ for each gluon radiation [21]. The effects of the large Sudakov logarithmic contributions, very important in the region of small p_T , can be resummed to all orders in α_s when $p_T \sim Q$ [22]. The resummation procedure tames the divergence seen in Eq. (4). Adopting the Collins,

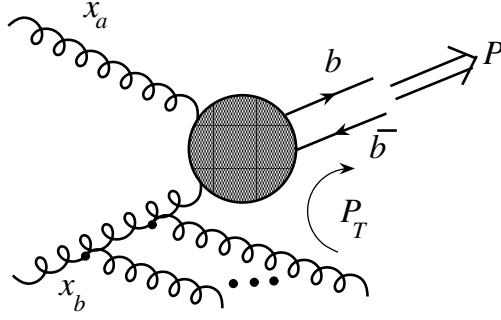


FIG. 3: Diagram that illustrates multiple gluon radiation from an initial-state parton.

Soper, and Sterman (CSS) in b -space (Fourier conjugate to p_T) approach [1], we write the resummed transverse momentum distribution for $b\bar{b}$ production as

$$\begin{aligned} \frac{d^{(\text{resum})}_{AB \rightarrow [b\bar{b}](Q)} X^0}{dQ^2 dp_T^2 dy} &= \frac{1}{(2\pi)^2} \int^Z d^2b e^{i\vec{p}_T \cdot \vec{b}} W_{AB \rightarrow [b\bar{b}](Q)}(b; Q; x_A; x_B) \\ &= \frac{db}{2} J_0(p_T b) W_{AB \rightarrow [b\bar{b}](Q)}(b; Q; x_A; x_B) : \end{aligned} \quad (5)$$

The function $W_{AB \rightarrow [b\bar{b}](Q)}(b; Q; x_A; x_B)$ resums to all orders in QCD perturbation theory the singular terms from initial-state gluon showers that otherwise behave as $\ln^2(p_T)$ and $(1-p_T^2) \log^m(Q^2/p_T^2)$ for all $m \geq 0$. In Eq. 5), the fractional partonic momenta x_A and x_B are independent of the transverse momentum p_T of the $b\bar{b}$ pair. The entire dependence on p_T appears in the argument of the Bessel function J_0 .

$$x_A = \frac{Q}{\sqrt{s}} e^y \quad \text{and} \quad x_B = \frac{Q}{\sqrt{s}} e^{-y} \quad (6)$$

The overall center-of-mass collision energy is \sqrt{s} .

The expressions for the lowest order subprocesses $gg \rightarrow b\bar{b}$ and $q\bar{q} \rightarrow b\bar{b}$ are independent of p_T . Therefore, the finite lowest order partonic cross sections can be used as prefactors in the overall b -space distribution functions [21]. We write

$$\begin{aligned} W_{AB \rightarrow [b\bar{b}](Q)}(b; Q; x_A; x_B) &= \sum_q W_{q\bar{q}}(b; Q; x_A; x_B) \frac{d^{\wedge(L0)}_{q\bar{q} \rightarrow [b\bar{b}](Q)}}{dQ^2} \\ &+ W_{gg}(b; Q; x_A; x_B) \frac{d^{\wedge(L0)}_{gg \rightarrow [b\bar{b}](Q)}}{dQ^2} : \end{aligned} \quad (7)$$

The sum \sum_q runs over all flavors of light quarks in the initial state. The b -space distribution functions $W_{q\bar{q}}$ and W_{gg} are defined to include a sum over all partonic quantum numbers, such

as color and spin, while the lowest order partonic cross sections in Eq. (7) are averaged over the spins and colors of the initial-state partons. These lowest order partonic cross sections can be extracted from the lowest order hadronic cross section for production,

$$\frac{d^{(LO)}_{AB \rightarrow [bb](Q)X^0}}{dQ^2 dp_T^2 dy} = \sum_{a,b} \int_{x_a}^1 \frac{dx_a}{x_a} \int_{x_b}^1 \frac{dx_b}{x_b} (x_a) (x_b) T_{ab \rightarrow ij}^{(0)} \left(\frac{x_A}{x_a}, \frac{x_B}{x_b}; p_T \right) \frac{d^{(LO)}_{ij \rightarrow [bb](Q)}}{dQ^2} \quad (8)$$

with

$$T_{ab \rightarrow ij}^{(0)} \left(\frac{x_A}{x_a}, \frac{x_B}{x_b}; p_T \right) = \frac{1}{2} \sum_{\text{spins}} \frac{1}{N_c} \left(\frac{x_A}{x_a} \right)^2 \left(\frac{x_B}{x_b} \right)^2 \quad (9)$$

The partonic cross sections $d^{(LO)}_{ij \rightarrow [bb](Q)}(Q^2) = dQ^2$ for production of a pair of heavy quarks of invariant mass Q , and their higher order corrections in α_s , depend on one's choice of the quantum numbers $[bb]$ in different production models, a topic we defer to Sec. IV. If we would want the $[bb]$ system to have the color and spin, parity, and charge conjugation J^{PC} of the χ , then these lowest order partonic cross sections would be zero in the color singlet model.

A. Resummation of Sudakov logarithms in b -space

When the impact parameter b lies in the region much less than $1/\Lambda_{QCD}$ where perturbation theory applies, the distributions $W_{qq}(b; Q; x_A; x_B)$ and $W_{gg}(b; Q; x_A; x_B)$ in Eq. (7) can be expressed as [1]

$$\begin{aligned} W_{qq}(b; Q; x_A; x_B) &= e^{S_{qq}(b; Q)} W_{qq}\left(b; \frac{c}{b}; x_A; x_B\right); \\ W_{gg}(b; Q; x_A; x_B) &= e^{S_{gg}(b; Q)} W_{gg}\left(b; \frac{c}{b}; x_A; x_B\right); \end{aligned} \quad (10)$$

with $c = 2e^{-\gamma_E} = 0.14$, and Euler's constant $\gamma_E = 0.577$. All large Sudakov logarithmic terms from $\log(c^2/b^2)$ to $\log(Q^2)$ are resummed to all orders in α_s in the exponential factors with

$$S_{q\bar{q}}(b; Q) = \int_{c^2/b^2}^{Q^2} \frac{d\mu^2}{\mu^2} \ln \frac{Q^2}{\mu^2} A_{q\bar{q}}(\mu) + B_{q\bar{q}}(\mu) \quad (11)$$

The distributions $W_{qq}(b; c=b; x_A; x_B)$ and $W_{gg}(b; c=b; x_A; x_B)$ are functions of a single large momentum scale $1/b$ and are calculable perturbatively.

The functions $A_{q\bar{q}}$ and $B_{q\bar{q}}$ in Eq. (11) may be expanded in perturbative power series in α_s ; $A_{q\bar{q}} = \sum_{n=1}^P A_{q\bar{q}}^{(n)} (\alpha_s)^n$, and $B_{q\bar{q}} = \sum_{n=1}^P B_{q\bar{q}}^{(n)} (\alpha_s)^n$. The first two coefficients in the power series for $A_{q\bar{q}}$ and the first term in the series for $B_{q\bar{q}}$ are process-independent. For

the $q\bar{q}$ initial state they are the same as those that appear in resummation of the transverse momentum distribution form massive-lepton-pair production (Drell-Yan production). For the $g\bar{g}$ subprocess, they are the same as the coefficients that are appropriate for resummation of the p_T distribution of Higgs boson production [1, 2, 3, 4, 5, 6, 7, 8, 9].

$$\begin{aligned}
A_q^{(1)} &= C_F \, i; \\
A_q^{(2)} &= \frac{C_F}{2} C_A \frac{67}{18} - \frac{2}{6} \frac{5}{9} n_F \, i; \\
B_q^{(1)} &= \frac{3}{2} C_F \, i; \\
A_g^{(1)} &= C_A \, i; \\
A_g^{(2)} &= \frac{C_A}{2} C_A \frac{67}{18} - \frac{2}{6} \frac{5}{9} n_F \, i; \\
B_g^{(1)} &= \frac{11 C_A}{6} \frac{2 n_F}{6} : \quad (12)
\end{aligned}$$

In Eqs. (12), n_F is the number of active quark flavors, $C_A = 3$, and $C_F = 4/3$ for SU (3) color. The higher order coefficients are process-dependent and not available.

The b-space distributions $W_{ij}(b; c=b; \mathbf{x}_A; \mathbf{x}_B)$ with $f_{ijg} = f_{ggg}$ and f_{ggg} can be factored into a product of functions that depend separately on \mathbf{x}_A and \mathbf{x}_B .

$$W_{ij} \left(b; \frac{c}{b}; \mathbf{x}_A; \mathbf{x}_B \right) = f_{i=A} \left(\mathbf{x}_A; \frac{c}{b} \right) f_{j=B} \left(\mathbf{x}_B; \frac{c}{b} \right) : \quad (13)$$

The modified parton distribution functions are expressed as

$$f_{i \rightarrow a}(\mathbf{x}_A; \frac{c}{b}) = \sum_{a=A}^X \sum_{\mathbf{x}_A}^Z \frac{1}{d} \prod_{a=A}^X (\cdot ;) C_{a \cdot i} \frac{\mathbf{x}_A}{b}; \frac{c}{b} : \quad (14)$$

In Eq. (14), $a=A$ are the usual parton distribution functions, and the coefficient functions, $C_{a! i} = \sum_{n=0}^P C_{a! i}^{(n)} (s =)^n$ may be computed perturbatively. The factorization scale dependence of the coefficient functions is connected to the evolution of parton distribution functions because $df_{i=A}/d \ln (s) = 0$.

In the CSS formalism, the lowest order coefficient functions

$$C_{a!-i}^{(0)}(z; \mathbf{c}=\mathbf{b}) = a_i (1-z) \quad (15)$$

are process independent, whereas all higher order coefficient functions are process-dependent. By introducing a process-dependent short-distance hard part H_{ij} , one may be able to reorganize Eq. (13) into a slightly different form [7]

$$W_{ij} = b; \frac{C}{b}; x_A; x_B = f_{i=A} x_A; ; \frac{C}{b} f_{j=B} x_B; ; \frac{C}{b} H_{ij} : \quad (16)$$

In this new factorized form, the modified parton distributions are chosen to be process-independent, and all process-dependent contributions from the coefficient functions C in Eq. (14) are moved into H_{ij} in Eq. (16). The short-distance hard parts H_{ij} result from a reorganization of the perturbative expansions for the C functions in Eq. (14) and the higher order terms in the A and B functions in Eq. (11) [7]. Correspondingly, they are perturbatively calculable quantities: $H_{ij} = \sum_{n=0}^P H_{ij}^{(n)} (s=Q^2)^n$. The lowest order term is

$$H_{ij}^{(0)} = 1: \quad (17)$$

All higher order terms represent the process-dependent corrections to the lowest order partonic cross sections $d_{ij}^{(LO)}(b;Q) = dQ^2$ in Eq. (7). Expressions for $H_{ij}^{(n)}$ with $n \geq 1$ depend on the "resummation scheme", the choices made when the process-dependent finite pieces are moved from the higher order terms in A 's, B 's and C 's to the H_{ij} functions [7].

Substituting Eq. (16) into Eq. (10), we obtain expressions for the b -space distribution functions valid in the perturbative region of small b :

$$\begin{aligned} W_{qq}^{\text{pert}}(b;Q;x_A;x_B) &= \sum_{a=A}^X \sum_{i=q}^h \frac{C_{a!i}}{a!i} \sum_{b=B}^h \sum_{j=q}^i \frac{C_{b!j}}{b!j} H_{qq}^{(i)} e^{S_q(b;Q)}; \\ W_{gg}^{\text{pert}}(b;Q;x_A;x_B) &= \sum_{a=A}^{\sum_{j=g}^h} \sum_{i=g}^h \frac{C_{a!i}}{a!i} \sum_{b=B}^h \sum_{j=g}^i \frac{C_{b!j}}{b!j} H_{gg}^{(i)} e^{S_g(b;Q)}: \end{aligned} \quad (18)$$

The symbol \sum represents a convolution over the parton momentum fractions. In Eq. (18), the coefficient functions $C_{a!i}$ are process-independent.

In this paper, we resum only process-independent logarithmic terms from initial-state gluon showers. That is, we keep only $A_{qjg}^{(1)}$, $A_{qjg}^{(2)}$ and $B_{qjg}^{(1)}$ in the Sudakov exponential functions $S_{qjg}(b;Q)$ in Eq. (11), the lowest order coefficient function $C_{a!i}^{(0)}$, and the lowest order short-distance hard parts $H_{qq}^{(0)}$ and $H_{gg}^{(0)}$ in Eq. (18). We choose the factorization scale $\mu_F = c=b$ for the resummed b -space distribution in Eq. (16) [29]. We defer to a future study the calculation of process-dependent higher order corrections $C_{a!i}^{(1)}$ and $H_{ij}^{(1)}$ as well as $A^{(3)}$ and $B^{(2)}$. As a result of these restrictions, we anticipate that our calculation will somewhat underestimate the magnitude of the differential cross section in the region of small p_T .

B. Predictive power

The predictive power of the Fourier transformed formalism in Eq. (5) depends critically on the shape of the b -space distribution function $bW(b;Q;x_A;x_B)$ [3]. Indeed, the resummed

calculation of the transverse momentum distribution at low p_T can be reliable only if the Fourier transformation in Eq. (5) is dominated by the region of small b where perturbation theory applies. This condition is achieved if the distribution $bW(b;Q;x_A;x_B)$ has a prominent saddle point for $b_{sp} \ll 1 \text{ GeV}^{-1}$.

The location of the saddle point in the b -space distribution depends not only on the value of Q but also strongly on the collision energy \sqrt{s} (or, equivalently, on the values of the parton momentum fractions x_a and x_b that control the cross section) [3]. At $\sqrt{s} = 1.8 \text{ TeV}$, the saddle point can be within the perturbative region ($b_{sp} < 0.5 \text{ GeV}^{-1}$) for Q as low as 6 GeV [3].

In Fig. 4, we show the b -space distributions that result from Eq. (18), evaluated at rapidity $y = 0$. The functions are integrated over the mass range $2m_b < Q < 2M_B$. The magnitude of $bW_{gg}(b;Q;x_A;x_B)$ has been scaled by a factor of 20, as is indicated in the figure. The gg contribution far exceeds the qq contribution to $\gamma\gamma$ production at Tevatron energies. For both channels, the saddle points are clearly defined and have numerical values well within the perturbative region. For the dominant gg channel, the location of the saddle point is $b_{sp} \approx 0.25 \text{ GeV}^{-1}$. For perspective, we remark that this value is smaller than that for the saddle point of W and Z boson production at Tevatron energies [3]. This feature arises because the gluon anomalous dimension at small x is much larger than that of the quarks, compensating for the fact that the mass Q here is much less than the mass of W and Z bosons. There will be non-perturbative tails to the Fourier transformation in Eq. (5) from the region $b > 1 \text{ GeV}^{-1}$, but the shapes of the distributions in Fig. 4 suggests that their influence should be very small [3].

This analysis leads us to expect that the QCD resummed p_T distribution of $\gamma\gamma$ production in Eq. (5) can be predicted reliably in the region of small and intermediate p_T because it is dominated by perturbative contributions in the region of small b .

C. Extrapolation into the region of large b

The perturbatively resummed function in Eq. (18) is valid and reliable only when b is small. An extrapolation into the region of large b is needed in order for us to perform the Fourier transformation to the p_T distribution in Eq. (5). We choose the Qiu-Zhang prescription which has the desirable property that it separates cleanly the perturbative

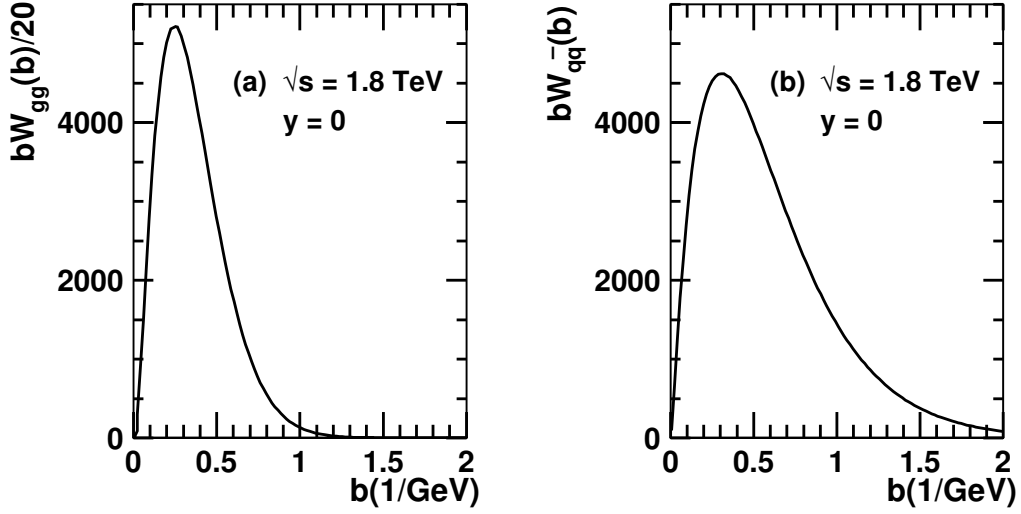


FIG. 4: The b -space distributions for production: (a) gg channel, and (b) the sum of all qq channels. Note that the magnitude of the gg distribution has been scaled by a factor of 20. The functions are evaluated at rapidity $y = 0$ and are integrated over the mass range $2m_b < Q < 2M_B$.

prediction at small b from non-perturbative contributions in the large b region.

$$W_{ij}(b; Q; x_A; x_B) = \begin{cases} W_{ij}^{\text{pert}}(b; Q; x_A; x_B) & b \leq b_{\text{max}} \\ W_{ij}^{\text{pert}}(b_{\text{max}}; Q; x_A; x_B) F_{ij}^{\text{NP}}(b; Q; b_{\text{max}}) & b > b_{\text{max}} \end{cases} \quad (19)$$

for $f_{ijg} = f_{qgg}$ and f_{ggg} . The nonperturbative function in the large b region is

$$F_{ij}^{\text{NP}} = \exp \left[\ln \left(\frac{Q^2 b_{\text{max}}^2}{c^2} \right) g_1(b^2, b_{\text{max}}^2) + g_2(b^2, b_{\text{max}}^2) \right] \quad (20)$$

The (b^2) term with $i=1,2$ represents a direct extrapolation of the resummed function $W_{ij}^{\text{pert}}(b; Q; x_A; x_B)$. The parameters, g_1 and g_2 are fixed from W_{ij}^{pert} if we require that the first and second derivatives of $W_{ij}(b; Q; x_A; x_B)$ be continuous at $b = b_{\text{max}}$. The x_A and x_B dependences of the nonperturbative function F_{ij}^{NP} are included in the parameters g_1 and g_2 .

The two terms proportional to b^2 correspond to power corrections in the evolution equation. The g_2 term represents a power correction from soft gluon showers. The g_2 term is associated with the finite intrinsic transverse momentum of the incident partons; g_1 and g_2 are unknown and can be fixed by fitting data.

The impact of the non-perturbative function is negligible as long as the area under the curves of bW is dominated by the perturbative small- b region, and the form chosen for the

non-perturbative function does not influence the perturbative region, as is true here. As remarked above, the location of the peak in b -space is very similar to that in the case of W and Z boson production. Since the formalism works well for weak boson production, we expect it to be equally successful in the case.

IV. FIXED ORDER CALCULATION: $p_T \gg M$

In the previous section, we discuss our calculation of the transverse momentum distribution in the region in which $p_T \gg M$. When the transverse momentum is larger, $p_T \gg O(M)$, the collinear factorized expression in Eqs. (2) and (3) remains reliable with the partonic short-distance hard parts in Eq. (3) computed as a power series in α_s in QCD perturbation theory.

In Sec. II, the transition probability distribution $F(Q^2)$ is introduced. Different assumptions and choices for $F(Q^2)$ correspond to different models of quarkonium production. In the color evaporation (or color-bleaching) model (CEM) [14, 23], an assumption is made, based qualitatively on semi-local duality, that one may safely ignore the details of the formation of color-neutral bound states with specific quantum numbers J^{PC} . In particular, in the case of states such as the J/ψ and Υ that have $J^{PC} = 1^{--}$, soft gluon effects are presumed to take care of whatever quantum numbers have to be arranged. Within our framework, this model is effectively represented by the statement that

$$F_{[bb]}(Q^2) = \begin{cases} C & \text{if } 4m_b^2 \leq Q^2 \leq 4M_B^2 \\ 0 & \text{otherwise} \end{cases} \quad (21)$$

The non-perturbative constant C sets the overall normalization of the cross section. Its value cannot be predicted. It changes with the specific state of the meson. In the CEM model, the parton-level cross section in Eq. (3) can be written as

$$\frac{d\hat{\sigma}_{ab}^{CEM}}{dp_T^2 dy} = C \int_{4m_b^2}^{4M_B^2} dQ^2 \sum_{[bb]} \frac{d\hat{\sigma}_{ab \rightarrow [bb](Q)}}{dQ^2 dp_T^2 dy}; \quad (22)$$

where the $[bb]$ final-state includes a sum over all possible quantum states $[bb]$ of the bb pair.

In the color singlet model for quarkonium production [17], a projection operator is used to place the bb system in the spin-state of the ψ , and explicit gluon radiation guarantees charge conjugation (C) and color conservation at the level of the hard-scattering amplitude. The

distribution $F_{[bb]!}(Q^2)$ is proportional to the square of the momentum-space wave function of the $b\bar{b}$ pair, $\psi(q)j^2$, with the relative momentum of the $b\bar{b}$ pair $q^2 = Q^2 - 4m_b^2$. Because the wave function falls steeply, one can approximate $Q^2 - 4m_b^2$ in the $b\bar{b}$ partonic cross section. The integration $\int dQ^2 F_{[bb]!}(Q^2)$ leads to the square of the wave function at the origin $\psi(0)j^2$.

The non-relativistic QCD model (NRQCD) [12, 24] takes into consideration that the velocity of the heavy quark b (\bar{b}) in the rest frame of the $b\bar{b}$ pair is much less than the speed of light. The velocity expansion translates into statements that the distribution $F_{[bb]!}(Q^2)$ is a steeply falling function of the relative heavy quark momentum, $q^2 = Q^2 - 4m_b^2$, and that its moments satisfy the inequalities

$$h(q^2)^N \leq \int dQ^2 (q^2)^N F_{[bb]!}(Q^2) \leq (4m_b^2)^N; \quad (23)$$

for moments, $N \geq 1$. Correspondingly, one can expand the partonic hard part in Eq.(8) at $Q^2 = (2m_b)^2$ and obtain

$$\frac{d\hat{\sigma}_{ab!}^{\text{NRQCD}}}{dp_T^2 dy} \times \sum_{[bb]} \frac{d\hat{\sigma}_{ab!}^{[bb](Q)}}{dQ^2 dp_T^2 dy} Q^2 = M^2 \sum_{[bb]} \int dQ^2 F_{[bb]!}(Q^2) + O\left(\frac{h q^2 i}{M^2}\right); \quad (24)$$

with $m_b = M/2$. The integral $\int dQ^2 F_{[bb]!}(Q^2) \psi_{[bb]}^2(0)$ corresponds to a local matrix element of the $b\bar{b}$ pair in the NRQCD model. In the NRQCD approach to heavy quarkonium production, the $b\bar{b}$ pair need not have the quantum numbers of the ψ . It is assumed that non-perturbative soft gluons take care of the spin and color of the ψ . The sum in Eq. (24) runs over all spin and color states of the $b\bar{b}$ system.

For the purpose of calculating the inclusive p_T distributions of S -wave bound systems such as the (nS) states, and to focus on the role of initial-state gluon radiation, we choose [25]

$$F_{[bb]!}(nS)(Q^2) = \begin{cases} \sum_{i=0}^8 C_{(nS)}(1-z)^{i(nS)} & \text{if } M_{(nS)}^2 \leq Q^2 \leq 4M_B^2 \\ 0 & \text{otherwise} \end{cases} \quad (25)$$

with $z = (Q^2 - M_{(nS)}^2)/(4M_B^2 - M_{(nS)}^2)$. A different expression would be appropriate for the production of P -wave states. In Eq. (25), $C_{(nS)}$ and $i(nS)$ are parameters determined from data as discussed in Sec V. The choice of $F_{[bb]!}(Q^2)$ in Eq. (25) covers the CEM and some features of the NRQCD treatment of quarkonium production. We reproduce the CEM by setting $i(nS) = 0$ and replacing the lower limit $M_{(nS)}^2$ by $4m_b^2$. Other than the color

degree of freedom, we could mimic the features of NRQCD by choosing a very large value for $\langle n_S \rangle$.

With our choice of the $F(Q^2)$, the transverse momentum distribution of production becomes

$$\frac{d_{AB! (nS)X}}{dp_T^2 dy} = C_{(nS)} \frac{Z}{M_{(nS)}^2} dQ^2 \frac{d_{AB! bb(Q)X}}{dQ^2 dp_T^2 dy} \otimes 1 \frac{Q^2}{4M_B^2} \frac{M_{(nS)}^2}{M_{(nS)}^2} A^{(nS)} : \quad (26)$$

The bb cross section is factored in terms of parton densities and the partonic cross section as

$$\frac{d_{AB! bb(Q)X}}{dQ^2 dp_T^2 dy} = \sum_{a,b} dx_a \otimes_{a=A} (x_a) dx_b \otimes_{b=B} (x_b) \frac{d_{ab! bb(Q)X}}{dQ^2 dp_T^2 dy} : \quad (27)$$

To distinguish the production of (nS) states with different n , we choose different powers $\langle n_S \rangle$ and normalization constants $C_{(nS)}$, in addition to the differences in mass threshold on the limits of dQ^2 integration in Eq. (26). The values of $\langle n_S \rangle$ and $C_{(nS)}$ are correlated. A larger value of $\langle n_S \rangle$ leads to a larger value of $C_{(nS)}$.

For the relatively small p_T range of the production at the Tevatron energies, and the weak Q^2 dependence of the partonic hard-part of the bb cross section when $Q^2 \in [4m_b^2; 4M_B^2]$, we expect that our calculation, the leading order NRQCD calculation, and the CEM calculation to yield p_T distributions for (nS) production that are similar in shape when $p_T \ll M$. However, this expectation may not be valid for charmonium (e.g., $J=0$) production because the velocity of the charm quark in the cc rest frame is larger.

V. NUMERICAL RESULTS

In this section we summarize the expressions that we use to compute the transverse momentum distribution for $A + B \rightarrow X$, and we present the results of our numerical computation, including a comparison with data.

We derive the perturbative contributions applicable in the region of large transverse momentum, $p_T \gg O(M)$, by substituting Eq. (27) into Eq. (26):

$$\frac{d_{AB! (nS)X}^{\text{pert}}}{dp_T^2 dy} = \frac{Z}{M_{(nS)}^2} dQ^2 F_{bb!}(Q^2) \sum_{a,b} dx_a \otimes_{a=A} (x_a) dx_b \otimes_{b=B} (x_b) \frac{d_{ab! bb(Q)X}}{dQ^2 dp_T^2 dy} : \quad (28)$$

The sum $\sum_{a,b}^P$ runs over gluon and light quark flavors up to and including charm. The partonic cross sections, $d_{ab! bb(Q)X}/dQ^2 dp_T^2 dy$ are computed at $O(\alpha_s^3)$ from all 2 parton-to-3 parton Feynman diagrams for the subprocesses $qq \rightarrow bbg$, $qg \rightarrow bbq$, and $gg \rightarrow bbg$,

with the squared amplitudes summed over the spins and colors of the $b\bar{b}$ pair [26]. We use the CTEQ6M parton distributions [27]. We mention our choices of the factorization and renormalization scales below.

For the region of small p_T , we use the all-orders resummed p_T distributions obtained by substituting Eqs. (5) and (25) into Eq. (3) and then into Eq. (2),

$$\frac{d^{\text{resum}}_{AB \rightarrow (nS)X}}{dp_T^2 dy} = \int_{M^2(nS)}^{4M_B^2} dQ^2 F_{b\bar{b}}(Q^2) \frac{d^{\text{resum}}_{AB \rightarrow b\bar{b}(Q)X}}{dQ^2 dp_T^2 dy} ; \quad (29)$$

The lowest order partonic cross sections in Eq. (7), $d^{\text{(LO)}}_{ij \rightarrow [b\bar{b}]}(Q) = dQ^2$, depend on the choice of the production model. For our choice of $F_{b\bar{b}}(Q^2)$, they are

$$\frac{d^{\text{(LO)}}_{ij \rightarrow [b\bar{b}]}(Q)}{dQ^2} = x \frac{d^{\text{(LO)}}_{ij \rightarrow [b\bar{b}]}(Q)}{dQ^2} = \frac{x_a x_b}{Q^2} \hat{\sigma}^{\text{(LO)}}_{ij}(Q^2) \quad (30)$$

with [23]

$$\begin{aligned} \hat{\sigma}^{\text{(LO)}}_{q\bar{q}}(Q^2) &= \frac{2}{9} \frac{4}{3Q^2} \left(1 + \frac{1}{2} \right) ; \\ \hat{\sigma}^{\text{(LO)}}_{gg}(Q^2) &= \frac{2}{3Q^2} \left(1 + \frac{1}{16} \right) \ln \frac{1 + \frac{p}{1}}{1 - \frac{p}{1}} + \frac{7}{4} + \frac{31}{16} ; \end{aligned} \quad (31)$$

and $p = 4m_b^2/Q^2$.

In our calculations we set $m_b = 4.5 \text{ GeV}$, and we use a two-loop expression for α_s , in keeping with our use of the CTEQ6M parton densities.

A. Matching of results at small and large p_T

In a complete calculation, one would expect a seamless joining of the results applicable at small and at large p_T . In the CSS resummation formalism for production of a color singlet heavy boson, this matching is accomplished through the introduction of an "asymptotic" term, d^{asym} , and

$$d = d^{\text{resum}} + (d^{\text{pert}} - d^{\text{asym}}) ; \quad (32)$$

The term d^{asym} is constructed to cancel the singular behavior of d^{pert} as $p_T \rightarrow 0$ and to cancel d^{resum} when $p_T \rightarrow Q$. It is obtained from the fixed-order terms in the expansion of d^{resum} in a power series in α_s .

The procedure just described is not immediately applicable in our case. Because the $b\bar{b}$ system is not necessarily in a color neutral state, d^{pert} includes radiation from the heavy

quark system as well as from the incoming partons. This final state radiation is not included in either resum or asym . Soft gluon radiation from the heavy quark system leads to an infrared divergent $1=p_T^2$ singularity [5] which should be absorbed into $F(Q^2)$ [19]. To adapt the CSS approach for use in our situation, a subtraction scheme is needed that systematically removes from pert the soft gluon contribution associated with radiation from the heavy quark system.

We adopt the following matching procedure:

$$\frac{d_{AB!}(nS)X}{dp_T^2 dy} = \begin{cases} \gtrsim K_r \frac{d_{AB!}^{\text{resum}}(nS)X}{dp_T^2 dy} & p_T < p_{T_M} \\ \gtrsim \frac{d_{AB!}^{\text{pert}}(nS)X}{dp_T^2 dy} & p_T \geq p_{T_M} \end{cases} \quad (33)$$

Matching is done at a value p_{T_M} chosen as the location of intersection of the resummed and perturbative components of the p_T distribution. The matching procedure avoids extrapolation of pert into region of low p_T .

A resummation enhancement factor K_r is introduced in Eq. (33), as a multiplicative term before $d_{AB!}^{\text{resum}} = dp_T^2 dy$. This factor has nothing per se to do with matching. Rather, it is invoked because we are working at next-to-leading logarithmic accuracy only. Here, K_r stands for the effects of the order of α_s corrections: $C_{a!i}^{(1)}$ and the process-dependent $H_{ij}^{(1)}$ (or process-dependent $C_{a!i}^{(1)}$ in the CSS formalism), discussed in Sec. III. The factor K_r should not be confused with "K-factors" used to represent the effects of higher-order contributions in purely fixed-order perturbative QCD calculations. In this study, we assume that K_r is a constant, independent of p_T , whereas we know from prior studies [8] that the higher order terms have a subtle effect on p_T spectra, a point to which we return in Sec. VI.

Displayed in Fig. 5 are curves that show the differential cross section for production of the $(1S)$ as a function of p_T . The curves in the region of large p_T illustrate the dependence of the fixed-order $O(\alpha_s^3)$ perturbative cross section on the common renormalization/factorization scale μ . We vary μ over the range $0.5 < \mu/\mu_0 < 2$ where $\mu_0 = \sqrt{Q^2 + p_T^2}$. This variation demonstrates the inevitable theoretical uncertainty of a fixed-order calculation. It can be reduced if a calculation is done at higher order in perturbation theory. We fix $\mu = \mu_0$ for the remainder of our discussion. The $1=p_T^2$ divergence mentioned in Eq.(4) is evident in the fixed-order curves. Shown for purposes of perspective is a dot-dashed line that represents the resummed prediction, applicable at small p_T , obtained from Eq. (29). The set of curves illustrates the range of possibilities for the value of the matching

point p_{T_M} . To obtain these results, we set $C = 0.044$, $\alpha_s = 0$, and $K_r = 1.22$, for reasons that are explained in the next subsection.

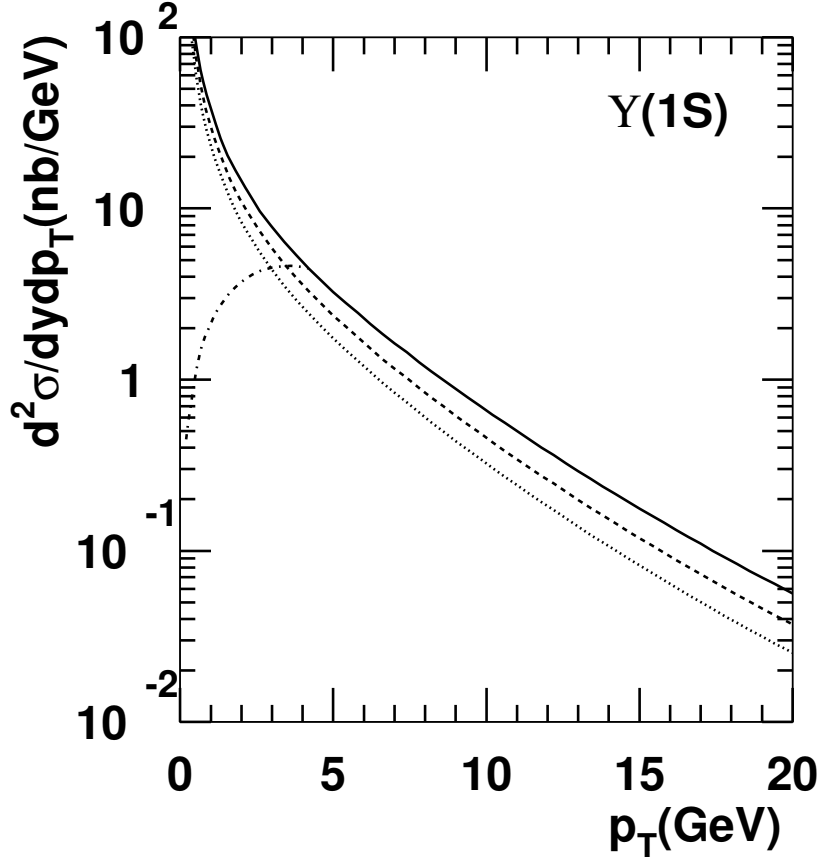


FIG. 5: Inclusive transverse momentum distribution of the $Y(1S)$ in pp interactions at $\sqrt{s} = 1.8 \text{ TeV}$. The solid, dashed, and dotted lines in the region of large p_T are obtained from fixed-order $O(\alpha_s^3)$ perturbative QCD for three different values of the scale μ ; solid for $\mu = 0.5 \mu_0$, dashed for $\mu = \mu_0$, and dotted for $\mu = 2 \mu_0$; with $\mu_0 = \sqrt{Q^2 + p_T^2}$. The dot-dashed line in the region of small p_T is the resummed prediction.

B. Comparison with data

In order to make contact with data we must determine values for K_r , p_{T_M} , and for the two non-perturbative parameters C and α_s in the transition probability distribution $F(Q^2)$. The structure of Eq. (33) indicates that the data at high p_T determine C and α_s , and the data at low p_T fix the enhancement factor K_r . Dependence on the parameter p_{T_M} turns out

to be very weak, as might be expected from the limited range in Q^2 over which $F(Q^2)$ is probed. This weak dependence confirms that the production models we consider predict very similar inclusive p_T distributions. We choose to set $\alpha_s = 0$ for all three states. Second, common values of K_r and p_{T_M} work adequately for all three states, as might be expected since the differences are small among the three Upsilon masses.

In our approach to the data, C represents not just the normalization in the transition probability distribution $F(Q^2)$, but the product of this normalization times the unknown K -factor from order $O(\alpha_s^4)$ perturbative contributions at large p_T . It should not be surprising that non-perturbative free parameters enter the comparison with data at large p_T . The reliance on non-perturbative parameters to set the normalization is true of all models other than the color-singlet model [15].

We compare our calculation with data published by the Collider Detector at Fermilab (CDF) collaboration [10, 11] obtained in run I of the Tevatron collider at $\sqrt{s} = 1.8$ TeV. In the second of the two publications, it is noted that the measured rates are lower than those reported in the first paper. To account for the difference in our fits to the data, we include an overall multiplicative normalization factor C_n , whose value we determine from our χ^2 fitting routine. This factor is used only for the 1995 data [10].

Following our initial qualitative exploration of the data, we are left with the three parameters C , the common values of K_r and p_{T_M} , and the data adjustment factor C_n . We use a χ^2 minimization procedure to determine these quantities. We find best fit values $K_r = 1.22 \pm 0.02$, and $p_{T_M} = 4.27$ GeV. The value of K_r is comparable to typical K -factors found in next-to-leading order calculations, but, as remarked above, the origin here is different. The fact that the matching point $p_{T_M} = M = 2$ is typical of results found in other work on resummed p_T spectra [2, 3, 4, 5, 6, 7, 8]. Our values of C are provided in Table I. We note that C is approximately independent of M , meaning that the differences in rates for the three S-wave states are accounted for by the different threshold values of the integrals in Eqs. (28) and (29).

The principal predictive power of our calculation is the shape of the p_T -distribution for the full p_T region. A lesser but still relevant prediction is the value of the total cross section obtained by integration over p_T and y . In Fig. 6, we present our calculation of the transverse momentum distribution for hadronic production of (nS) , $n = 1 - 3$, as obtained from our Eq. (33), and multiplied by the leptonic branching fractions B . We use the values of B from

TABLE I: Values of C and their uncertainties for the three states.

	C	Uncertainty
(1S)	0.044	0.001
(2S)	0.040	0.006
(3S)	0.041	0.003

Ref. [28]. Also shown in Fig. 6 are data from the CDF collaboration [10, 11]. We determine a normalization adjustment of $C_n = 0.38 \pm 0.05$ and use this value to multiply the 1995 cross sections shown in the figure. The shapes of the p_T distributions are consistent with experimental results.

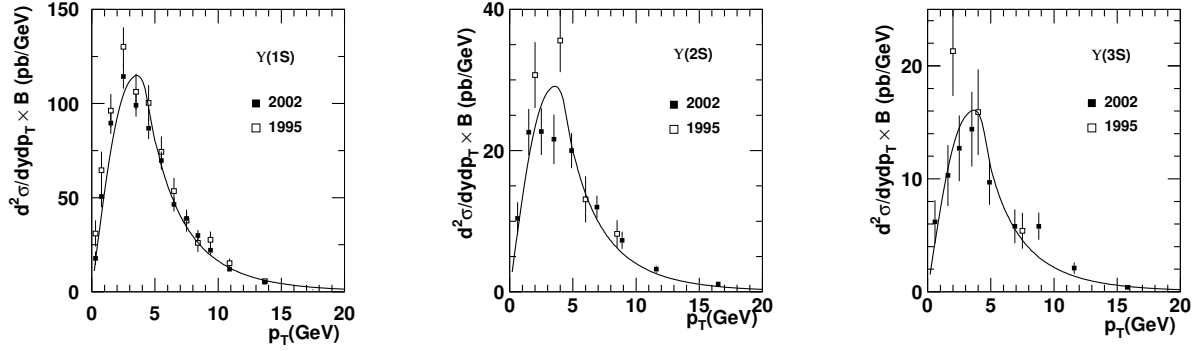


FIG. 6: Calculated differential cross sections times leptonic branching fractions B , evaluated at $y = 0$, as functions of transverse momentum for hadronic production of (a) (1S), (b) (2S), and (c) (3S), along with CDF data [10, 11] at $\sqrt{s} = 1.8$ TeV. The solid lines show the result of our full calculation. The 1995 CDF cross sections are multiplied by $C_n = 0.38$.

In Table II, we list the values we obtain for the differential cross sections integrated over the specified ranges of p_T . We show the 1995 experimental cross sections along with our calculated values divided by the normalization adjustment factor 0.38. Values of the integrated cross sections are not given in the 2002 CDF paper. The agreement with data is good.

The essential similarity of the production differential cross sections for the three (nS) states is illustrated in Fig. 7. Shown are the differential cross sections divided by their re-

TABLE II: Comparison of data and our calculations of the integrated cross section $d\sigma/dy(pp \rightarrow b\bar{b})|_{y=0}$. Data are from Ref. [10].

	Data (pb)	Calculation (pb)
(1S) ($0 < p_T < 16 \text{ GeV}$)	753 ± 29 ± 72	749
(2S) ($1 < p_T < 10 \text{ GeV}$)	183 ± 18 ± 24	174
(3S) ($1 < p_T < 10 \text{ GeV}$)	101 ± 15 ± 13	95

spective integrals over the range $0 < p_T < 20 \text{ GeV}$. The integrated values are computed from the theoretical cross sections and used to scale the experimental as well as the theoretical results. The three theory curves are practically indistinguishable. The transverse momentum distribution is described well over the full range of p_T . Since the curves in Fig. 7 are normalized by the integrated cross sections, dependence on the normalization parameters C cancels in the ratio. The good agreement with data is based on the choice of only two adjustable constants, the resummation enhancement factor K_r and the matching point p_{T_M} .

V I. S U M M A R Y A N D C O N C L U S I O N S

In this paper we calculate the transverse momentum p_T distribution for production of the $b\bar{b}$ states in hadronic reactions, applicable over the full range of values of p_T . Our starting assumption is that the p_T distribution of $b\bar{b}$ production may be derived from the p_T distribution for the production of a pair $b\bar{b}$ of bottom quarks. We express the differential cross section in terms of a two-step factorization procedure. We justify the validity of an all-orders soft-gluon resummation approach to compute the p_T distribution in the region of small and intermediate p_T where $p_T < M$. Resummation is necessary to deal with large logarithmic contributions that arise from initial-state gluon showers. We demonstrate that the p_T distribution at low p_T is dominated by the region of small impact parameter b and that it may be computed reliably in perturbation theory. We express the cross section at large p_T by the $O(\alpha_s^3)$ lowest-order non-vanishing perturbative contribution. Our results are in good agreement with data from pp interactions at the Fermilab Tevatron collider at center-of-mass energy $\sqrt{s} = 1.8 \text{ TeV}$. Resummation of the initial-state gluon contributions

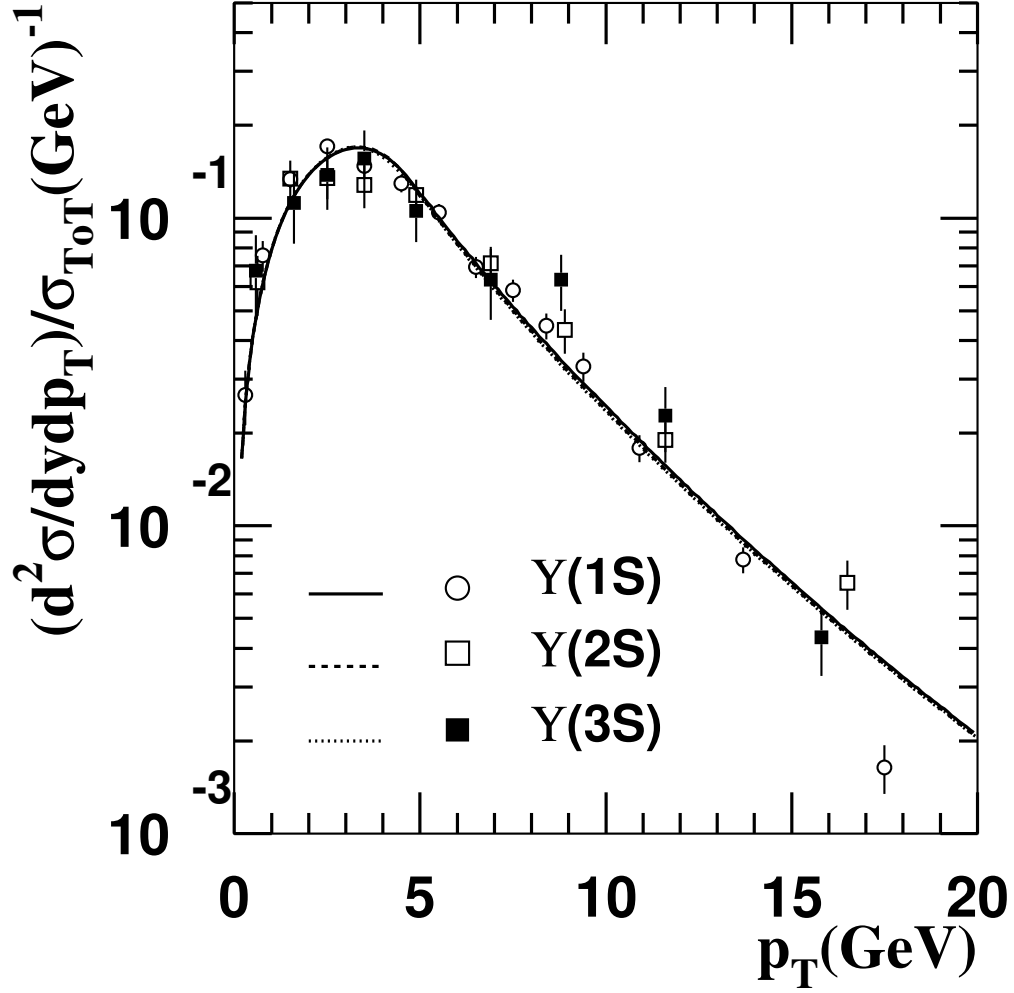


FIG. 7: Normalized transverse momentum distributions for production: (1S) (solid), (2S) (dashed), and (3S) (dotted), along with the 2002 CDF data [11].

provides the correct shape of p_T distribution in the region of small p_T .

An improvement of our calculation in the region $p_T < M$ would require inclusion of the order α_s process-dependent corrections associated with the coefficient functions $C^{(1)}$ in the CSS formalism (or equivalently, $C^{(1)}$ and $H_{ij}^{(1)}$ in Eq. (18)). Based on prior experience [8], we expect that these effects will increase the predicted normalization of $d^{\text{resum}}/dp_T^2 dy$, and change the shape of the p_T distribution somewhat, increasing (decreasing) the spectrum at small (large) p_T . A complete calculation of the order α_s corrections $C_{a!i}^{(1)}$ and $H_{ij}^{(1)}$ in Eq. (18) would provide a better test of QCD predictions.

In the region of large p_T , an improved prediction of the normalization and shape of the

differential cross section would require a formidable $O(s^4)$ calculation of $b\bar{b}$ production.

Inclusive production of the J/ψ states in the central region of rapidity at Tevatron energies and above is controlled by partonic subprocesses initiated by gluons. The typical value of the fractional momentum x carried by the gluons is determined by the ratio $M_{J/\psi}^2 = \bar{s}$. The growth of the gluon density as x decreases leads to two expected changes in our predictions for larger \bar{s} . First, and perhaps obvious, the magnitude of the cross section near the peak in, e.g., Fig. 7 will increase, an effect that should be visible in run-II data at $\sqrt{s} = 1.96$ TeV. Second, and more subtle is the prediction that the peak location should shift to a greater value of p_T as \bar{s} grows. Although $Q = M_{J/\psi}$ is a constant, the location of the saddle point in the b -space distribution is influenced by the x dependences of the parton densities, an effect explained in Refs. [3, 8]. The saddle point of the perturbative b -space distribution moves to smaller b as \bar{s} grows, leading to the shift to larger p_T of the peak position in the p_T distribution. The shift in p_T may be imperceptible when \sqrt{s} is 1.96 TeV, but it is expected to be about 1 GeV at the LHC energy of $\sqrt{s} = 14$ TeV.

Our focus on J/ψ production may motivate questions about the analogous production of the J/ψ' states. The mass of the J/ψ' is relatively small, meaning that inverse power contributions of the form $1/Q$ are potentially as significant as the large logarithmic terms $\log(Q)$ that we resum. In addition, the saddle point in the b -space distribution moves into, or close to the region in which perturbation theory can no longer be claimed to dominate the p_T distribution.

ACKNOWLEDGMENTS

Research in the High Energy Physics Division at Argonne is supported by the United States Department of Energy, Division of High Energy Physics, under Contract W-31-109-ENG-38. J.W. Qiu is supported in part by the United States Department of Energy under Grant No. DE-FG02-87ER40371. Y. Wang is supported in part by the United States Department of Energy under Grant No. DE-FG02-01ER41155. ELB is grateful to the Kavli Institute for Theoretical Physics, Santa Barbara for hospitality during the completion of this research. This work was supported in part by the National Science Foundation under

-
- [1] J.C.Collins, D.E.Soper and G.Sternan, Nucl.Phys.B 250, 199 (1985).
 - [2] C.T.Davies and W.J.Stirling, Nucl.Phys.B 244, 337 (1984); C.T.Davies, B.R.Webber, and W.J.Stirling, Nucl.Phys.B 256, 413 (1985); P.B.Arnold and R.P.Kauman, Nucl.Phys.B 349, 381 (1991); G.A.Ladinsky and C.P.Yuan, Phys.Rev.D 50, 4239 (1994) [[arXiv:hep-ph/9311341](#)]; C.Balazs, J.W.Qiu, and C.P.Yuan, Phys.Lett.B 355, 548 (1995) [[arXiv:hep-ph/9505203](#)]; C.Balazs and C.P.Yuan, Phys.Rev.D 56, 5558 (1997) [[arXiv:hep-ph/9704258](#)]; E.L.Berger, L.E.Gordon, and M.Klasen, Phys.Rev.D 58, 074012 (1998) [[arXiv:hep-ph/9803387](#)]; F.Landry, R.Brock, G.Ladinsky, and C.P.Yuan, Phys.Rev.D 63, 013004 (2001) [[arXiv:hep-ph/9905391](#)]; X.F.Zhang and G.Fai, Phys.Lett.B 545, 91 (2002) [[arXiv:hep-ph/0205155](#)]; A.Kulesza, G.Sternan, and W.Vogelsang, Phys.Rev.D 66, 014011 (2002) [[arXiv:hep-ph/0202251](#)].
 - [3] J.W.Qiu and X.F.Zhang, Phys.Rev.D 63, 114011 (2001) [[arXiv:hep-ph/0012348](#)]; Phys.Rev.Lett. 86, 2724 (2001) [[arXiv:hep-ph/0012058](#)].
 - [4] C.Balazs, E.L.Berger, S.Mrenna, and C.P.Yuan, Phys.Rev.D 57, 6934 (1998) [[arXiv:hep-ph/9712471](#)]; C.Balazs and C.P.Yuan, Phys.Rev.D 59, 114007 (1999) [Erratum – *ibid.* D 63, 059902 (1999)] [[arXiv:hep-ph/9810319](#)]; C.Balazs, P.Nadolsky, C.Schmidt, and C.P.Yuan, Phys.Lett.B 489, 157 (2000) [[arXiv:hep-ph/9905551](#)].
 - [5] E.L.Berger and R.B.Meng, Phys.Rev.D 49, 3248 (1994).
 - [6] S.Catani, E.D’Emilio, and L.Trentadue, Phys.Lett.B 211, 335 (1988); I.Hinchli e and S.F.Novaes, Phys.Rev.D 38, 3475 (1988); R.P.Kauman, Phys.Rev.D 44, 1415 (1991); R.P.Kauman, Phys.Rev.D 45, 1512 (1992); C.P.Yuan, Phys.Lett.B 283, 395 (1992); C.Balazs and C.P.Yuan, Phys.Lett.B 478, 192 (2000) [[arXiv:hep-ph/0001103](#)]; C.Balazs, J.Huston, and I.Puljak, Phys.Rev.D 63, 014021 (2001) [[arXiv:hep-ph/0002032](#)]; D.de Florian and M.Grazzini, Phys.Rev.Lett. 85, 4678 (2000) [[arXiv:hep-ph/0008152](#)]; Nucl.Phys.B 616, 247 (2001) [[arXiv:hep-ph/0108273](#)]; A.Kulesza, G.Sternan, and W.Vogelsang, Phys.Rev.D 69, 014012 (2004) [[arXiv:hep-ph/0309264](#)].
 - [7] S.Catani, D.de Florian and M.Grazzini, Nucl.Phys.B 596, 299 (2001) [[arXiv:hep-ph/0008184](#)].

- [8] E. L. Berger and J. W. Qiu, Phys. Rev. D 67, 034026 (2003) [arXiv:hep-ph/0210135]; Phys. Rev. Lett. 91, 222003 (2003) [arXiv:hep-ph/0304267].
- [9] A. Kulesza and W. J. Stirling, JHEP 0312, 056 (2003) [arXiv:hep-ph/0307208].
- [10] CDF Collaboration, F. Abe et al, Phys. Rev. Lett. 75, 4358 (1995).
- [11] CDF Collaboration, D. A costa et al. Phys. Rev. Lett. 88, 161802 (2002).
- [12] P. L. Cho and A. K. Leibovich, Phys. Rev. D 53, 150 (1996) [arXiv:hep-ph/9505329]; Phys. Rev. D 53, 6203 (1996) [arXiv:hep-ph/9511315]; E. Braaten, S. Fleming, and A. K. Leibovich, Phys. Rev. D 63, 094006 (2001) [arXiv:hep-ph/0008091].
- [13] G. A. Schuler and R. Vogt, Phys. Lett. B 387, 181 (1996) [arXiv:hep-ph/9606410].
- [14] J. F. Amundson, O. J. P. Eboli, E. M. Gregores, and F. Halzen, Phys. Lett. B 390, 323 (1997) [arXiv:hep-ph/9605295].
- [15] For recent reviews, see M. Kramer, Prog. Part. Nucl. Phys. 47, (2001) [hep-ph/0106120]; M. Klasen, Rev. Mod. Phys. 74, 1221 (2002) [hep-ph/0206169]; G. T. Bodwin, arXiv:hep-ph/0312173.
- [16] In Ref. [9], data on the p_T distribution of χ production at small p_T , in nucleon-nucleon interactions at fixed-target energies, are analyzed to determine the non-perturbative contribution in resummation approaches for processes with two gluons in the initial state.
- [17] E. L. Berger and D. L. Jones, Phys. Rev. D 23, 1521 (1981); Phys. Lett. B 121, 61 (1983); R. Baier and R. Ruckl, Nucl. Phys. B 208, 381 (1982); and references therein.
- [18] J. C. Collins, D. E. Soper, and G. Sterman, Adv. Ser. Direct. High Energy Phys. 5, 1 (1988).
- [19] J. W. Qiu and G. Sterman, in preparation.
- [20] E. L. Berger, J. W. Qiu and X. F. Zhang, Phys. Rev. D 65, 034006 (2002) [arXiv:hep-ph/0107309].
- [21] E. Laenen, G. Sterman, and W. Vogelsang, Phys. Rev. D 63, 114018 (2001) [arXiv:hep-ph/0010080].
- [22] Y. L. Dokshitzer, D. D. Iakonov, and S. I. Troian, Phys. Rept. 58, 269 (1980).
- [23] Early references to the CEM include H. Fritzsch, Phys. Lett. B 67, 217 (1977); M. Glück, J. F. Owens, and E. Reya, Phys. Rev. D 17, 2324 (1978); V. Barger, W. Y. Keung, and R. J. N. Phillips, Phys. Lett. B 91, 253 (1980); Z. Phys. C 6, 169 (1980); T. Weiler, Phys. Rev. Lett. 44, 304 (1980); D. Duke and J. F. Owens, Phys. Lett. B 96, 184 (1980); Phys. Rev. D 23, 1671 (1981).

- [24] W . E . Caswell and G . P . Lepage, Phys. Lett. B 167, 437 (1986); G . P . Lepage, L . M agnea, C . Nakhleh, U . M agnea, and K . Hombostel, Phys. Rev. D 46, 4052 (1992) [[arXiv:hep-lat/9205007](#)]; G . T . Bodwin, E . Braaten, and G . P . Lepage, Phys. Rev. D 51, 1125 (1995) [Erratum ~~ibid.~~ D 55, 5853 (1997)] [[arXiv:hep-ph/9407339](#)].
- [25] J . W . Q iu, J . P . Vary and X . F . Zhang, Phys. Rev. Lett. 88, 232301 (2002) [[arXiv:hep-ph/9809442](#)].
- [26] R . K . Ellis and J . C . Sexton, Nucl. Phys. B 282, 642 (1987).
- [27] J . Pumplin, D . R . Stump, J . Huston, H . L . Lai, P . Nadolsky, and W . K . Tung, JHEP 0207, 012 (2002) [[arXiv:hep-ph/0201195](#)].
- [28] K . Hagiwara et al. [Particle Data Group Collaboration], Phys. Rev. D 66, 010001 (2002).
- [29] Since there is only one momentum scale, $1=b$, involved in the functions $W_{ij}(b;c=b;x_A;x_B)$, it is natural to choose $\mu=c=b$ in the modified parton densities $f(x;\mu=c=b)$ in order to remove the logarithmic terms in the coefficient functions, C . However, this choice is not required. For more discussion, see Ref. [8].