

Weak corrections and high E_T jets at Tevatron

S. Moretti, M.R. Nolten and D.A. Ross

School of Physics & Astronomy, University of Southampton, Highfield, Southampton SO17 1BJ, UK

We calculate one-loop weak corrections via the order $\alpha_S^2\alpha_W$ to the partonic cross section of two jets at Tevatron and prove that they can be large. At high transverse energy of the jets they lead to detectable effects, e.g., up to -20% in the region where CDF had found in Run 1 data an apparent excess with respect to theory predictions for inclusive jet production through next-to-leading order (NLO) QCD. While the latter may be explained by an appropriate re-parameterisation of the gluon Parton Distribution Functions (PDFs) at medium/large Bjorken x , our results show that, after $\mathcal{O}(\alpha_S^2\alpha_W)$ effects are taken into account, current PDF sets may no longer be appropriate to fit Tevatron data. As an example, for the current highest E_T reach at Run 2, $\mathcal{O}(\alpha_S^2\alpha_W)$ effects can be as large as -30% .

As the overall energy of hard scattering processes increases one should expect a relatively large impact of Electro-Weak (EW) perturbative corrections, as compared to the QCD ones. This can easily be understood (see Refs. [1] – [2] and references therein for reviews) in terms of the so-called Sudakov (leading) logarithms of the form $\alpha_W \log^2(\hat{s}/M_W^2)$ (hereafter, $\alpha_W \equiv \alpha_{EM}/\sin^2\theta_W$, with α_{EM} the Electro-Magnetic (EM) coupling constant and θ_W the weak mixing angle, whereas $\sqrt{\hat{s}}$ is the parton-level centre-of-mass energy), which appear in the presence of higher order weak corrections when the initial state carries a definite non-Abelian flavour and which, unlike QCD, do not cancel between virtual and real emission of W bosons [3].

Furthermore, one should recall that real weak bosons are unstable and decay into high transverse momentum leptons and/or jets, which are normally captured by the detectors. In the definition of a hadronic cross section, one may then remove events with such additional particles. Hence, for typical experimental resolutions, softly and collinearly emitted weak bosons need not be included in the definition of the production cross section and one can restrict oneself to the calculation of weak effects originating from virtual corrections only. In fact, leading (and all subleading) weak corrections are finite (unlike QCD), as the mass of the weak gauge boson provides a physical cut-off for the otherwise divergent infrared behaviour. Under these circumstances, the (virtual) exchange of Z bosons also generates double logarithmic corrections, $\alpha_W \log^2(\hat{s}/M_Z^2)$. Moreover, the genuinely weak contributions can be isolated in a gauge-invariant manner from purely EM effects, at least in some simpler cases, and the latter may or may not be included in the calculation, depending on the observable being studied.

The leading, double-logarithmic, angular-independent weak logarithmic corrections are universal, i.e., they depend only on the identities of the external particles. In some instances, however, large cancellations between angular-independent and angular-dependent corrections [4] (see also [5] for two-loop results) and between leading and subleading corrections [6] have been found at TeV energies. Moreover, some other considerations are

in order in the specific hadronic context. Firstly, one should recall that hadron-hadron scattering events involve valence (or sea) partons of opposite isospin in the same process, so that the above-mentioned cancellations may potentially be restored with the effect being actually modulated by the PDFs [3]. Secondly, several crossing symmetries among the involved partonic subprocesses can also easily lead to more cancellations.

Because all this, it becomes of crucial importance to study the full set of fixed order weak corrections, in view of establishing the relative size of the different contributions at the energies which can be probed at TeV scale hadronic machines. Several results already exist, e.g., limitedly to the Standard Model (SM): for EW gauge boson production in single mode [4], [7] as well as in pairs [8]; for $b\bar{b}$ [9] – [10] and $t\bar{t}$ [10], [11] – [12] production; for Higgs processes [13]. (See Ref. [14] for a recent review.)

It is the aim of our paper to report on the computation of the full one-loop weak effects* entering all possible ‘2 parton \rightarrow 2 parton’ scatterings, through the perturbative order $\alpha_S^2\alpha_W$. (See Ref. [15] for tree-level $\alpha_S\alpha_{EW}$ interference effects – hereafter, α_{EW} exemplifies the fact that both weak and EM effects are included at the given order). We will instead ignore altogether the contributions of tree-level $\alpha_S^2\alpha_W$ terms involving the radiation of W and Z bosons. Therefore, apart from $gg \rightarrow gg$ (which is not subject to order $\alpha_S^2\alpha_W$ corrections), there are in total fifteen subprocesses to consider,

$$gg \rightarrow q\bar{q} \tag{1}$$

$$q\bar{q} \rightarrow gg \tag{2}$$

$$qg \rightarrow qg \tag{3}$$

$$\bar{q}g \rightarrow \bar{q}g \tag{4}$$

$$qq \rightarrow qq \tag{5}$$

$$\bar{q}\bar{q} \rightarrow \bar{q}\bar{q} \tag{6}$$

*We neglect considering here purely EM effects (as well as interferences between these and the weak ones), as they can be isolated in a gauge invariant fashion and since they are not associated with logarithmic enhancements either (like QCD).

$$qQ \rightarrow qQ \text{ (same generation)} \quad (7)$$

$$\bar{q}\bar{Q} \rightarrow \bar{q}\bar{Q} \text{ (same generation)} \quad (8)$$

$$qQ \rightarrow qQ \text{ (different generation)} \quad (9)$$

$$\bar{q}\bar{Q} \rightarrow \bar{q}\bar{Q} \text{ (different generation)} \quad (10)$$

$$q\bar{q} \rightarrow q\bar{q} \quad (11)$$

$$q\bar{q} \rightarrow Q\bar{Q} \text{ (same generation)} \quad (12)$$

$$q\bar{q} \rightarrow Q\bar{Q} \text{ (different generation)} \quad (13)$$

$$q\bar{Q} \rightarrow q\bar{Q} \text{ (same generation)} \quad (14)$$

$$q\bar{Q} \rightarrow q\bar{Q} \text{ (different generation)}, \quad (15)$$

with q and Q referring to quarks of different flavours and where the latter are limited to u -, d -, s -, c - and b -type (all taken as massless). While the first four processes (with external gluons) were already computed in Ref. [16], the eleven four-quark processes are new to this study. Besides, unlike the former, the latter can be (soft and collinear) divergent, so that gluon bremsstrahlung effects ought to be evaluated to obtain a finite cross section at the considered order. In addition, for completeness, we have also included the non-divergent ‘2 parton \rightarrow 3 parton’ subprocesses

$$qg \rightarrow qq\bar{q} \quad (16)$$

$$\bar{q}g \rightarrow \bar{q}q\bar{q} \quad (17)$$

$$qg \rightarrow qQ\bar{Q} \text{ (same generation)} \quad (18)$$

$$\bar{q}g \rightarrow \bar{q}Q\bar{Q} \text{ (same generation)}. \quad (19)$$

Our studies are of particular relevance in the context of the Tevatron collider, where an excess was initially found by CDF (but not D0) at high transverse energy in inclusive jet data from Run 1 [17], with respect to the NLO QCD predictions [18] – [19]. While several speculations were made about the possible sources of such excess from physics beyond the SM, it was eventually pointed out that a modification of the gluon PDFs at medium/large Bjorken x can apparently reconcile theory and data within current systematics: see, e.g., [20]. In fact, notice that with the most recent PDFs (e.g., CTEQ6.1M [21]), also preliminary Run 2 data seem to be consistent with NLO QCD, see [22] for CDF. (Results from D0 have a larger systematic uncertainty, which tends to encompass the theory predictions [22].)

Several hundred one-loop and tree-level diagrams are involved in the computation of processes (1)–(19) and is thus of paramount importance to perform careful checks. In this respect, we should mention that our expressions have been calculated independently by at least two of us using FORM [23] and that some results have also been reproduced by another program based on FeynCalc [24].

As already mentioned, infrared divergences occur when the virtual or real (bremsstrahlung) gluon is either soft or collinear with the emitting parton and these have been dealt with by using the formalism of Ref. [25], whereby corresponding dipole terms are subtracted from

the bremsstrahlung contributions in order to render the phase space integral free of infrared divergences. The integration over the gluon phase space of these dipole terms was performed analytically in d -dimensions, yielding pole terms which cancelled explicitly against the pole terms of the virtual graphs. There remains a divergence from the initial state collinear configuration, which is absorbed into the scale dependence of the PDFs and must be matched to the scale at which these PDFs are extracted. Through the order at which we are working, it is appropriate to take the LO evolution of the PDFs (and thus the one-loop running of α_S).

Some of the diagrams also contain ultraviolet divergences. These have been subtracted using the ‘modified’ Dimensional Reduction ($\overline{\text{DR}}$) scheme at the scale $\mu = M_Z$. The use of $\overline{\text{DR}}$, as opposed to the more usual ‘modified’ Minimal Subtraction ($\overline{\text{MS}}$) scheme, is forced upon us by the fact that the W and Z bosons contain axial couplings which cannot be consistently treated in ordinary dimensional regularisation. (The numerical difference between these two schemes is negligible.) Thus the couplings are taken to be those relevant for such a subtraction: e.g., the EM coupling, α_{EM} , has been taken to be $1/128$ at the above subtraction point.

For the top mass and width, entering some of the loop diagrams with external b -quarks, we have taken $m_t = 175$ GeV and $\Gamma_t = 1.55$ GeV, respectively. The Z mass used was $M_Z = 91.19$ GeV and was related to the W mass, M_W , via the SM formula $M_W = M_Z \cos \theta_W$, where $\sin^2 \theta_W = 0.232$. (Corresponding widths were $\Gamma_Z = 2.5$ GeV and $\Gamma_W = 2.08$ GeV.)

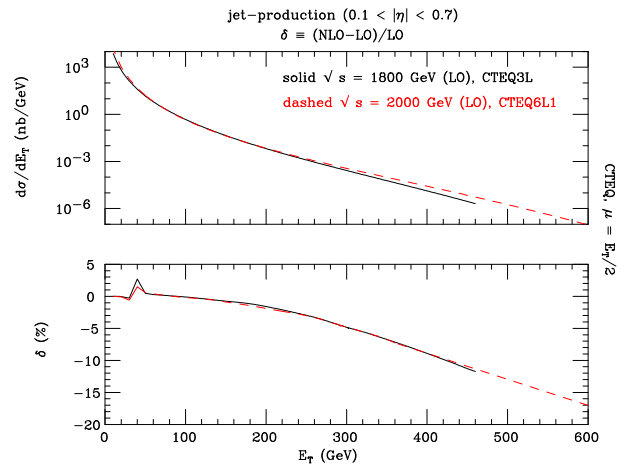


FIG. 1. The effects of the $\mathcal{O}(\alpha_s^2 \alpha_W)$ corrections relative to the LO results for the case of Run 1(Run 2) in the presence of PDFs preceding(following) the gluon re-parameterisation at medium/large Bjorken x , CTEQ3L(CTEQ6L1) [26]([21]). They are plotted as function of E_T for a choice of μ . The cut $0.1 < |\eta| < 0.7$ has been enforced, alongside the standard jet cone requirement $\Delta R > 0.7$.

Fig. 1 shows the effects of our corrections to the LO results for jet production, the latter being defined as in-

cluding all possible terms of order α_S^2 , $\alpha_S\alpha_{EW}$ and α_{EW}^2 . Notice that in our treatment we identify the jets with the partons from which they originate and we adopt the cut $0.1 < |\eta| < 0.7$ in pseudorapidity to mimic the CDF detector coverage and the standard jet cone requirement $\Delta R > 0.7$ to emulate their jet data selection (although we eventually sum the two- and three-jet contributions). Furthermore, as factorisation and renormalisation scale we use $\mu = \mu_F \equiv \mu_R = E_T/2$ (where E_T is the jet transverse energy) while we adopt CTEQ3L as PDFs [26] for Run 1, a set defined prior to the re-arrangement of the gluon. The $\alpha_S^2\alpha_{EW}$ corrections are rather large and grow steadily with E_T . For values of the latter in the vicinity of 420 GeV, the highest E_T point in Run 1 and also the location of the apparent CDF excess, they amount to -10% . This effect is competitive with the positive NLO QCD corrections through $\mathcal{O}(\alpha_S^3)$: see, e.g., Fig. 1 of [19]. In the same figure, we have also shown the $\mathcal{O}(\alpha_S^2\alpha_{EW})$ corrections at Run 2 for the same μ and the choice CTEQ6L1 of PDFs (one of the newest sets incorporating the above mentioned gluon re-parameterisation). Here, we have also increased the E_T values probed, as the larger collider energy has already allowed to collect data some 150 GeV beyond the Run 1 reach. We see that at the higher energy the $\mathcal{O}(\alpha_S^2\alpha_{EW})$ corrections are substantially similar in size and shape to the lower energy case, so that they stretch to -20% or so near the kinematic limit.

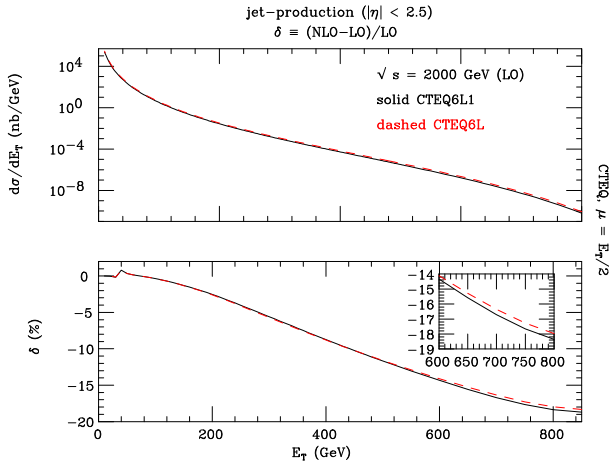


FIG. 2. The effects of the $\mathcal{O}(\alpha_S^2\alpha_{EW})$ corrections relative to the LO results for the case of Run 2 in the presence of two sets of PDFs following the gluon re-parameterisation at medium/large Bjorken x , CTEQ6L and CTEQ6L1 [21]. They are plotted as function of E_T for a choice of μ . The cut $|\eta| < 2.5$ has been enforced, alongside the standard jet cone requirement $\Delta R > 0.7$.

Fig. 2 extends the E_T interval to 800 GeV and the pseudorapidity cover to $|\eta| < 2.5$, while still adopting $\sqrt{s} = 2$ TeV for Run 2 and $\mu = E_T/2$ as factorisation/renormalisation scale. Including the forward/backward detector region reduces minimally the effects of the $\mathcal{O}(\alpha_S^2\alpha_{EW})$ corrections while their shape re-

mains unchanged. Furthermore, their dependence on the choice of PDFs is also very small, as we have verified by running the CTEQ6L1 vs. CTEQ6L sets [21].

We have so far adopted $\mu = E_T/2$ for the factorisation/renormalisation scale. This seems in fact to be the preferred choice while comparing Tevatron data against NLO QCD predictions through $\mathcal{O}(\alpha_S^3)$. A discussion of the dependence of the latter on μ is found in Refs. [18] – [19] and the above mentioned choice is motivated by the stability of the higher order QCD results in the region $\mu \approx E_T/2$ (see, e.g., Fig. 2 of [18]). In fact, recall that any dependence on μ arises because of the truncation of the perturbative expansion at some fixed order and it is therefore a measure of the missing higher order terms. As μ would not appear if these were known through all orders, it is customary to vary the factorisation/renormalisation scale in order to estimate the residual theoretical error. We have done so in Fig. 3 (upper two plots), e.g., for $E_T = 550$ GeV at Run 2 energy with CTEQ6L1 as PDFs. As expected, while the LO cross section displays a strong μ dependence, the higher order result is remarkably very stable for any scale choice in the range, e.g., $1/4 \lesssim \mu/E_T \lesssim 2$, where it varies by 15%.

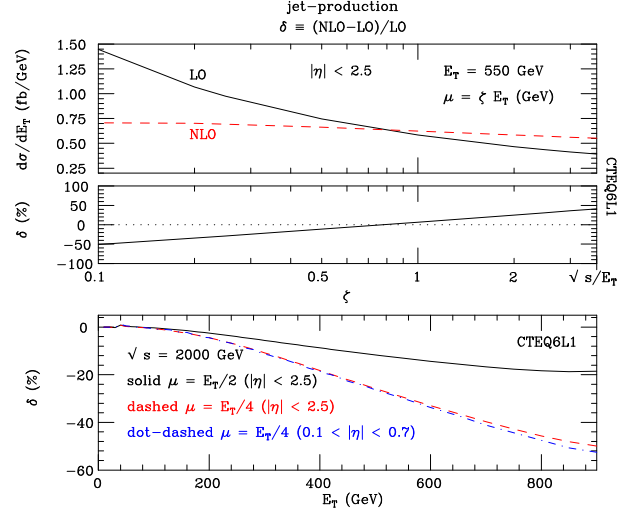


FIG. 3. The effects of the $\mathcal{O}(\alpha_S^2\alpha_{EW})$ corrections relative to the LO results for the case of Run 2 in the presence of PDFs following the gluon re-parameterisation at medium/large Bjorken x (CTEQ6L1 [21]). They are plotted as function of μ at fixed $E_T = 500$ GeV (top and middle) as well as function of E_T for two choices of μ (bottom). The cut $|\eta| < 2.5$ ($0.1 < |\eta| < 0.7$) has been enforced, alongside the standard jet cone requirement $\Delta R > 0.7$.

However, there is no firm reason to adopt $E_T/2$ as factorisation/renormalisation scale in our case. Fig. 3 shows that, if a lower value is chosen, e.g., $E_T/4$, the $\mathcal{O}(\alpha_S^2\alpha_{EW})$ corrections grow significantly with respect to the case $\mu = E_T/2$. This effect is manifest over the entire E_T range of relevance at Tevatron (and it is larger at larger E_T), as can be appreciated in the lower plot of

Fig. 3, where its small dependence on the pseudorapidity constraint is also evident. The fact that the $\mathcal{O}(\alpha_S^2\alpha_W)$ curve in Fig. 3 does not display any local maximum (this is true for other values of E_T as well), unlike the $\mathcal{O}(\alpha_S^3)$ corrections (again, see Fig. 2 of [18]), does not intimate that one scale choice is more appropriate than the other. If anything, by recalling that the (positive) contributions due to W and Z real radiation were not included here, one could well argue that our $\mathcal{O}(\alpha_S^2\alpha_W)$ corrections ought to be negative, hence indicating a preference for a low rather than high μ (notice the cross-over between the LO and NLO curves at $\approx 0.8E_T$ in Fig. 3).

Our results are largely consistent with the discussed dominance of the Sudakov double logarithms. While an analytic extraction of their contribution is only possible at the parton level on a process-by-process basis – the results quoted here are the sum of all processes (1) to (19) folded with the corresponding PDFs – it is clear that the corrections in, e.g., Fig. 3 are well reproduced at large E_T by the formula $\delta \approx -c \frac{C_{F\alpha_W}}{\pi} \log^2(E_T^2/M_W^2)$ [1], with $C_F = 4/3$ and the jet transverse energy replacing \sqrt{s} in the differential distribution, the factor c being close to $\approx 2/3$ for $\mu = E_T/2$ and to $\approx 4/3$ for $\mu = E_T/4$. These values can be related to the fact that Tevatron jet production is dominated by quark-induced processes and that through $\mathcal{O}(\alpha_S^2\alpha_W)$ there are many more diagrams available for such channels than via $\mathcal{O}(\alpha_S^2)$ or indeed $\mathcal{O}(\alpha_S\alpha_{EW})$ and $\mathcal{O}(\alpha_S^2)$. In fact, notice that subprocesses (5), (6), (9) and (11) are Cabibbo-Kobayashi-Maskawa suppressed through $\mathcal{O}(\alpha_S\alpha_{EW})$.

In summary, at Tevatron, $\mathcal{O}(\alpha_S^2\alpha_W)$ terms are important contributions to the inclusive jet cross section at large transverse energy. For the current highest reach of Run 2, $E_T \approx 550$ GeV, they can reasonably be as large as -30% . Therefore, they ought to be included while comparing experiment *versus* theory and they may well render current parameterisations of the gluon PDF inconsistent with Tevatron data. A careful analysis in this respect, which was beyond the intention of this paper, is urgently needed in view of the increasing luminosity of the Fermilab collider. Particular care should be devoted to the treatment of real W and Z production and decay in the definition of the inclusive jet data sample, as this will determine whether (positive) tree-level W and Z bremsstrahlung effects have to be included in the theoretical predictions through $\mathcal{O}(\alpha_S^2\alpha_W)$, which would tend to counterbalance the negative effects due to the one-loop W and Z exchange estimated here. In closing, we should mention that the calculation of EM effects alongside the weak ones discussed here is in progress, although we believe that their inclusion will not modify our conclusions, as no large logarithmic enhancement is associated at large E_T with EM corrections.

ACKNOWLEDGMENTS

We thank Ezio Maina for partial collaboration.

-
- [1] M. Melles, Phys. Rept. **375** (2003) 219.
 - [2] A. Denner, arXiv:hep-ph/0110155.
 - [3] M. Ciafaloni, P. Ciafaloni and D. Comelli, Phys. Rev. Lett. **84** (2000) 4810, Nucl. Phys. **B589** (2000) 359.
 - [4] E. Accomando, A. Denner and S. Pozzorini, Phys. Rev. **D65** (2002) 073003.
 - [5] A. Denner, M. Melles and S. Pozzorini, Nucl. Phys. **B662** (2003) 299.
 - [6] J. H. Kühn, S. Moch, A. A. Penin and V. A. Smirnov, Nucl. Phys. **B616** (2001) 286.
 - [7] U. Baur, S. Keller and D. Wackerroth, Phys. Rev. **D59** (1999) 013002; U. Baur and D. Wackerroth, Int. J. Mod. Phys. **A16S1A** (2001) 326, Phys. Rev. **D70** (2004) 073015; U. Baur, O. Brein, W. Hollik, C. Schappacher and D. Wackerroth, Phys. Rev. **D65** (2002) 033007; S. Dittmaier and M. Krämer, Phys. Rev. **D65** (2002) 073007; E. Maina, S. Moretti and D. A. Ross, Phys. Lett. **B593** (2004) 143; J. H. Kühn, A. Kulesza, S. Pozzorini and M. Schulze, arXiv:hep-ph/0408308.
 - [8] S. Pozzorini, arXiv:hep-ph/0201077; E. Accomando, A. Denner and A. Kaiser, Nucl. Phys. **B706** (2005) 325; W. Hollik and C. Meier, Phys. Lett. **B590** (2004) 69.
 - [9] E. Maina, S. Moretti, M. R. Nolten and D. A. Ross, Phys. Lett. **B570** (2003) 205.
 - [10] M. Beccaria, F. M. Renard and C. Verzegnassi, arXiv:hep-ph/0405036.
 - [11] W. Beenakker, A. Denner, W. Hollik, R. Mertig, T. Sack and D. Wackerroth, Nucl. Phys. **B411** (1994) 343.
 - [12] C. Kao and D. Wackerroth, Phys. Rev. **D61** (2000) 055009.
 - [13] M. L. Ciccolini, S. Dittmaier and M. Kramer, Phys. Rev. **D68** (2003) 073003.
 - [14] W. Hollik *et al.*, Acta Phys. Polon. **B35** (2004) 2533.
 - [15] U. Baur, E. W. N. Glover and A. D. Martin, Phys. Lett. **B232** (1989) 519.
 - [16] J. R. Ellis, S. Moretti and D. A. Ross, JHEP **0106** (2001) 043.
 - [17] T. Affolder *et al.* [CDF Collaboration], Phys. Rev. **D64** (2001) 032001 [Erratum-ibid. **D65** (2002) 039903].
 - [18] S. D. Ellis, Z. Kunszt and D. E. Soper, Phys. Rev. Lett. **64** (1990) 2121.
 - [19] W. T. Giele, E. W. N. Glover and D. A. Kosower, Phys. Rev. Lett. **73** (1994) 2019.
 - [20] D. Stump, J. Huston, J. Pumplin, W. K. Tung, H. L. Lai, S. Kuhlmann and J. F. Owens, JHEP **0310** (2003) 046.
 - [21] J. Pumplin, D. R. Stump, J. Huston, H. L. Lai, P. Nadolsky and W. K. Tung, JHEP **0207** (2002) 012.
 - [22] <http://www-cdf.fnal.gov/physics/new/qcd/inclusive/>;
<http://www-d0.fnal.gov/Run2Physics/qcd/>.
 - [23] J. A. M. Vermaseren, arXiv:math-ph/0010025.
 - [24] J. Küblbeck, M. Böhm and A. Denner, Comput. Phys. Commun. **60** (1990) 165.
 - [25] S. Catani and M. H. Seymour, Nucl. Phys. **B485** (1997) 291 [Erratum-ibid. **B510** (1997) 503].
 - [26] H. L. Lai *et al.*, Phys. Rev. **D51** (1995) 4763.