

Factorizable electroweak $\mathcal{O}(\alpha)$ corrections for top quark pair production and decay at a linear e^+e^- collider¹

Karol Kołodziej,² Adam Staroń²

*Institute of Physics, University of Silesia
ul. Uniwersytecka 4, PL-40007 Katowice, Poland*

Alejandro Lorca³ and Tord Riemann³

*Deutsches Elektronen-Synchrotron DESY
Platanenallee 6, D-15738 Zeuthen, Germany*

Abstract

We calculate the standard model predictions for top quark pair production and decay into six fermions at a linear e^+e^- collider. We include the factorizable electroweak $\mathcal{O}(\alpha)$ corrections in the pole approximation and QED corrections due to the initial state radiation in the structure function approach. The effects of the radiative corrections on the predictions are illustrated by showing numerical results for two selected six-fermion reactions $e^+e^- \rightarrow b\nu_\mu\mu^+\bar{b}\mu^-\bar{\nu}_\mu$ and $e^+e^- \rightarrow b\nu_\mu\mu^+\bar{b}\bar{u}$.

¹Work supported in part by the Polish State Committee for Scientific Research in years 2005–2007 as a research grant, by the European Community’s Human Potential Program under contract HPRN-CT-2000-00149 Physics at Colliders and by DFG under Contract SFB/TR 9-03.

²E-mails: kolodzie@us.edu.pl, staron@server.phys.us.edu.pl

³E-mails: alorca@ifh.de, Tord.Riemann@desy.de

1 INTRODUCTION

Precise measurements of top quark pair production

$$e^+e^- \rightarrow t\bar{t} \quad (1)$$

at the threshold and in the continuum region will belong to the basic physics program of the future International Linear Collider (ILC) [1]. In order to fully profit from these high precision measurements one has to bring theoretical predictions to at least the same, or preferably better, precision, which obviously requires taking into account radiative corrections. The latter should be calculated not only for the on-shell production process (1). Due to their large widths the t - and \bar{t} -quark of reaction (1) almost immediately decay into bW^+ and $\bar{b}W^-$, respectively, and the W -bosons subsequently into 2 fermions each, thus constituting six-fermion reactions of the form

$$e^+e^- \rightarrow bf_1\bar{f}_1\bar{b}f_2\bar{f}_2, \quad (2)$$

where $f_1, f_2 = \nu_e, \nu_\mu, \nu_\tau, u, c$ and $f'_1, f'_2 = e^-, \mu^-, \tau^-, d, s$. Typical lowest order Feynman diagrams of reaction (2) are shown in Fig. 1.

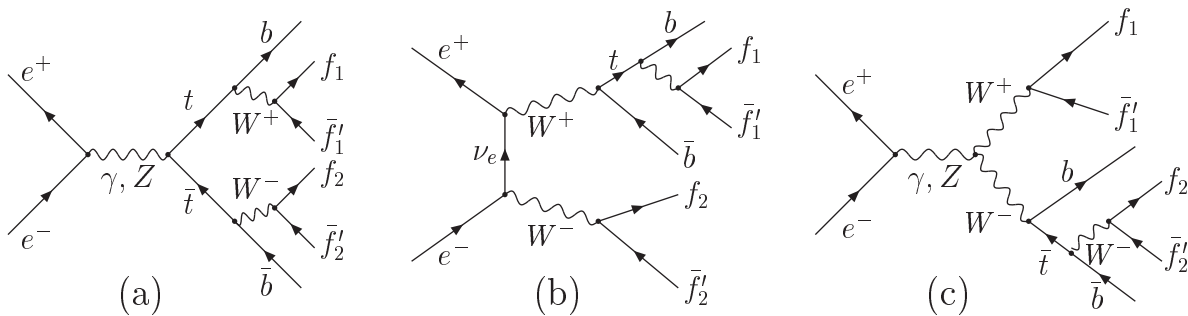


Figure 1: Examples of Feynman diagrams of reaction (2): (a) ‘signal’, (b) and (c) ‘background’ diagrams.

As decays of the top and antitop take place before toponium resonances can form, the Standard Model (SM) predictions for reaction (1) can be obtained with the perturbative method. The QCD predictions for reaction (1) in the threshold region were obtained in [2] and then improved by calculation of the next-to-next-to-leading order QCD corrections [3], and by including the effects of initial state radiation and beamstrahlung [4]. The $\mathcal{O}(\alpha\alpha_s)$ [5, 6, 7] and $\mathcal{O}(\alpha\alpha_s^2)$ [8] corrections to the subsequent top decay into a W boson and a b quark are also known. In the continuum above the threshold, the QCD predictions for reaction (1) are known to order α_s^2 [9] and the electroweak (EW) corrections to one-loop order [10, 11, 12], including the hard bremsstrahlung corrections [13, 11]. The QCD and EW corrections are large, typically of $\mathcal{O}(10\%)$. Order α_s [15] and α_s^2 QCD, and EW corrections have been combined in [16]. Quite recently the EW radiative corrections to (1) have been recalculated with a program `topfit` [11, 12] and thoroughly compared with results of other calculations, with hard bremsstrahlung [17] and without it [18]. Finally, the radiative corrections to W decays into fermion pairs, which have to be taken into account too, are also known [19, 20, 21].

At tree level, reactions (2) can be studied with a Monte Carlo (MC) program `eett6f` [22, 23] or with any other MC program dedicated to the six fermion reactions, such as `SIXPHACT` [24],

SIXFAP [25], LUSIFER [26], or with any of multi-purpose generators, such as AMEGIC [27], GRACE [28]/BASES [29], MADGRAPH [30]/MADEVENT [31], PHEGAS [32]/HELAC [33], or WHIZARD [34]/COMPHEP [35], MADGRAPH [30], or O'MEGA [36]. Thorough comparison of the lowest order predictions for several different channels of (2) obtained with AMEGIC++, eett6f, LUSIFER, PHEGAS, SIXFAP and WHIZARD have been performed in the framework of the Monte Carlo Generators group of the ECFA/DESY workshop [37]. A survey of SM cross sections of all six fermion reactions with up to four quarks in the limit of massless fermions (but the top quark), has been done in [26]. The latter contains also a fine tuned comparison of both the lowest order and lowest order plus ISR results, obtained in the structure function approach, between LUSIFER and WHIZARD.

Concerning radiative corrections to the six-fermion reactions (2), the situation is less advanced. Already at the tree level, any of the reactions receives contributions from typically several hundred Feynman diagrams, *e.g.* in the unitary gauge, with neglect of the Higgs boson couplings to fermions lighter than the b quark, reactions $e^+e^- \rightarrow b\nu_\mu\mu^+\bar{b}d\bar{u}$, $e^+e^- \rightarrow b\nu_\mu\mu^+\bar{b}\mu^-\bar{\nu}_\mu$, and $e^+e^- \rightarrow bud\bar{b}d\bar{u}$ get contributions from 264, 452, and 1484 Feynman diagrams, respectively. Hence, the calculation of the full $\mathcal{O}(\alpha)$ radiative corrections to any of reactions (2) seems not to be feasible at present. Therefore, in the present note we will make a step towards improving precision of the lowest order predictions for (2) by including leading radiative effects, such as initial state radiation (ISR) and factorizable EW radiative corrections to the process of the on-shell top quark pair production (1), to the decay of the t (\bar{t}) into bW^+ ($\bar{b}W^-$) and to the subsequent decays of the W -bosons. We will illustrate an effect of of these corrections by showing numerical results for the two selected six-fermion reactions

$$e^+e^- \rightarrow b\nu_\mu\mu^+\bar{b}\mu^-\bar{\nu}_\mu \quad (3)$$

and

$$e^+e^- \rightarrow b\nu_\mu\mu^+\bar{b}d\bar{u}. \quad (4)$$

2 CALCULATIONAL SCHEME

We calculate the ISR and the factorizable SM corrections for the reaction

$$e^+(p_1, \sigma_1) e^-(p_2, \sigma_2) \rightarrow b(p_3, \sigma_3) f_1(p_4, \sigma_4) \bar{f}'_1(p_5, \sigma_5) \bar{b}(p_6, \sigma_6) f_2(p_7, \sigma_7) \bar{f}'_2(p_8, \sigma_8), \quad (5)$$

where the particle momenta and helicities have been indicated in the parentheses, according to the following formula:

$$d\sigma = \int_0^1 dx_1 \int_0^1 dx_2 \Gamma_{ee}^{LL}(x_1, Q^2) \Gamma_{ee}^{LL}(x_2, Q^2) d\sigma_{\text{Born}+\text{FEWC}}(x_1 p_1, x_2 p_2), \quad (6)$$

where $x_1 p_1$ ($x_2 p_2$) is the four momentum of the positron (electron) after emission of a collinear photon. The structure function $\Gamma_{ee}^{LL}(x, Q^2)$ is given by Eq. (67) of [38], with ‘BETA’ choice for non-leading terms. The splitting scale Q^2 , which is not fixed in the LL approximation is chosen to be $s = (p_1 + p_2)^2$. By $d\sigma_{\text{Born}+\text{FEWC}}$ we denote the cross section including the factorizable EW $\mathcal{O}(\alpha)$ corrections

$$d\sigma_{\text{Born}+\text{FEWC}} = \frac{1}{2s} \left\{ |M_{\text{Born}}|^2 + 2 \text{Re}(\overline{M_{tt}^*} \delta M_{tt, \text{FEW}}) \right\} d\Phi_{6f}, \quad (7)$$

where M_{Born} is the matrix element of reaction (5) obtained with the complete set of the lowest order Feynman diagrams, $M_{t\bar{t}}$ and $\delta M_{t\bar{t},\text{FEW}}$ is, respectively, the lowest order amplitude of the ‘signal’ Feynman diagram of Fig. 1a and the corresponding factorizable EW $\mathcal{O}(\alpha)$ correction, both in the pole approximation. The overlines in (7) denote, as usual, an initial state particle spin average and a sum over final state particle polarizations, and $d\Phi_{6f}$ is the Lorentz invariant six-particle phase space element. The basic phase space parametrizations which are used in the program are given by Eqs. (7)–(9) of [22]. The corrections that we take into account in $\delta M_{t\bar{t},\text{FEW}}$ are illustrated diagrammatically in Fig. 2.

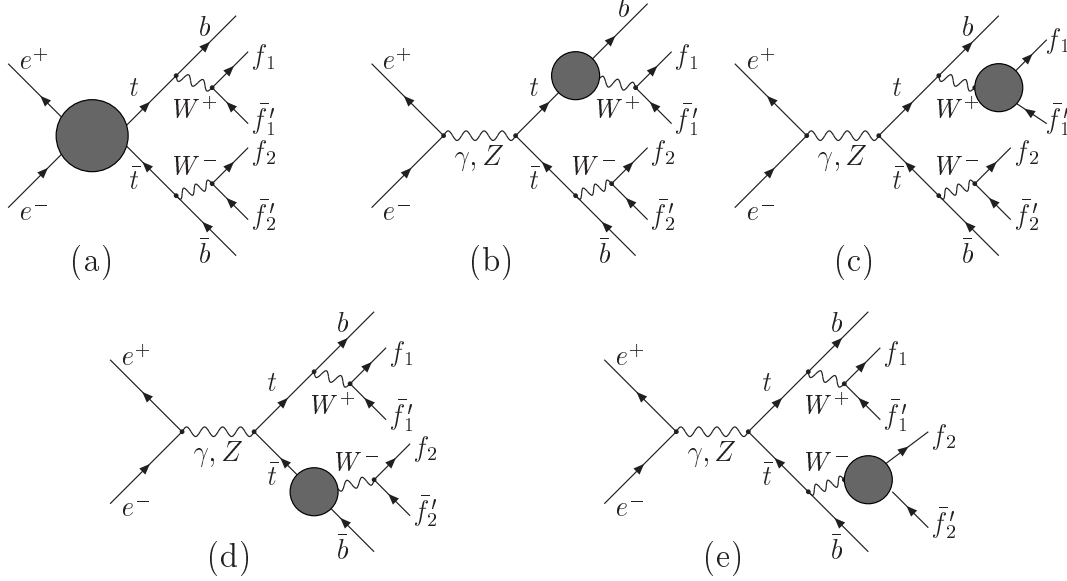


Figure 2: Factorizable EW corrections to reaction (2).

In the pole approximation, the polarized lowest order amplitude $M_{t\bar{t}}$ and the one-loop correction $\delta M_{t\bar{t},\text{FEW}}$ of Eq. (7) can be expressed analytically as follows:

$$M_{t\bar{t}}^{\sigma_1\sigma_2;\sigma_3\ldots\sigma_8} = \frac{1}{D_t(p_{345}) D_t(p_{678})} \sum_{\sigma_t, \sigma_{\bar{t}}} M_{e^+e^- \rightarrow t\bar{t}}^{\sigma_1\sigma_2;\sigma_t\sigma_{\bar{t}}} M_{t \rightarrow bf_1f'_1}^{\sigma_t;\sigma_3\sigma_4\sigma_5} M_{\bar{t} \rightarrow \bar{b}f_2f'_2}^{\sigma_{\bar{t}};\sigma_6\sigma_7\sigma_8} \quad (8)$$

$$\begin{aligned} \delta M_{t\bar{t}}^{\sigma_1\sigma_2;\sigma_3\ldots\sigma_8} = & \frac{1}{D_t(p_{345}) D_t(p_{678})} \sum_{\sigma_t, \sigma_{\bar{t}}} \left[\delta M_{e^+e^- \rightarrow t\bar{t}}^{\sigma_1\sigma_2;\sigma_t\sigma_{\bar{t}}} M_{t \rightarrow bf_1f'_1}^{\sigma_t;\sigma_3\sigma_4\sigma_5} M_{\bar{t} \rightarrow \bar{b}f_2f'_2}^{\sigma_{\bar{t}};\sigma_6\sigma_7\sigma_8} \right. \\ & + M_{e^+e^- \rightarrow t\bar{t}}^{\sigma_1\sigma_2;\sigma_t\sigma_{\bar{t}}} \delta M_{t \rightarrow bf_1f'_1}^{\sigma_t;\sigma_3\sigma_4\sigma_5} M_{\bar{t} \rightarrow \bar{b}f_2f'_2}^{\sigma_{\bar{t}};\sigma_6\sigma_7\sigma_8} \\ & \left. + M_{e^+e^- \rightarrow t\bar{t}}^{\sigma_1\sigma_2;\sigma_t\sigma_{\bar{t}}} M_{t \rightarrow bf_1f'_1}^{\sigma_t;\sigma_3\sigma_4\sigma_5} \delta M_{\bar{t} \rightarrow \bar{b}f_2f'_2}^{\sigma_{\bar{t}};\sigma_6\sigma_7\sigma_8} \right], \end{aligned} \quad (9)$$

where the lowest order t and \bar{t} decay amplitudes and the corresponding one-loop corrections read

$$M_{t \rightarrow bf_1f'_1}^{\sigma_t\sigma_3\sigma_4\sigma_5} = \frac{1}{D_W(p_{45})} \sum_{\lambda_{W^+}} M_{t \rightarrow bW^+}^{\sigma_t\sigma_3\lambda_{W^+}} M_{W^+ \rightarrow f_1f'_1}^{\lambda_{W^+}\sigma_4\sigma_5}, \quad (10)$$

$$M_{\bar{t} \rightarrow \bar{b}f_2f'_2}^{\sigma_{\bar{t}}\sigma_6\sigma_7\sigma_8} = \frac{1}{D_W(p_{78})} \sum_{\lambda_{W^-}} M_{\bar{t} \rightarrow \bar{b}W^-}^{\sigma_{\bar{t}}\sigma_6\lambda_{W^-}} M_{W^- \rightarrow f_2f'_2}^{\lambda_{W^-}\sigma_7\sigma_8}, \quad (11)$$

$$\delta M_{t \rightarrow bf_1f'_1}^{\sigma_t\sigma_3\sigma_4\sigma_5} = \frac{1}{D_W(p_{45})} \sum_{\lambda_{W^+}} \left[\delta M_{t \rightarrow bW^+}^{\sigma_t\sigma_3\lambda_{W^+}} M_{W^+ \rightarrow f_1f'_1}^{\lambda_{W^+}\sigma_4\sigma_5} + M_{t \rightarrow bW^+}^{\sigma_t\sigma_3\lambda_{W^+}} \delta M_{W^+ \rightarrow f_1f'_1}^{\lambda_{W^+}\sigma_4\sigma_5} \right], \quad (12)$$

$$\delta M_{\bar{t} \rightarrow \bar{b} f_2 f_2'}^{\sigma_{\bar{t}} \sigma_6 \sigma_7 \sigma_8} = \frac{1}{D_W(p_{78})} \sum_{\lambda_{W^-}} \left[\delta M_{\bar{t} \rightarrow \bar{b} W^-}^{\sigma_{\bar{t}} \sigma_6 \lambda_{W^-}} M_{W^- \rightarrow f_2 f_2'}^{\lambda_{W^-} \sigma_7 \sigma_8} + M_{\bar{t} \rightarrow \bar{b} W^-}^{\sigma_{\bar{t}} \sigma_6 \lambda_{W^-}} \delta M_{W^- \rightarrow f_2 f_2'}^{\lambda_{W^-} \sigma_7 \sigma_8} \right]. \quad (13)$$

In (8–13), σ_t , $\sigma_{\bar{t}}$ and λ_{W^+} , λ_{W^-} denote polarizations of the intermediate top quarks and W bosons which are treated as on-shell particles, except for keeping their actual off-shell momenta

$$p_{345} = p_3 + p_4 + p_5, \quad p_{678} = p_6 + p_7 + p_8, \quad p_{78} = p_7 + p_8, \quad p_{45} = p_4 + p_5 \quad (14)$$

in the denominators $D_t(p)$ and $D_W(p)$ of their propagators

$$D_t(p) = p^2 - m_t^2 + im_t \Gamma_t, \quad D_W(p) = p^2 - m_W^2 + im_W \Gamma_W. \quad (15)$$

The fixed widths Γ_t and Γ_W of (15) are calculated in the program for a given set of initial parameters. They are set to their SM lowest order values, $\Gamma_t^{(0)}$ and $\Gamma_W^{(0)}$, for the Born cross sections, or they include radiative corrections of the same kind as those included in the numerators of (9), (12) and (13) for the radiatively corrected cross sections.

While explaining further the notation of Eqs. (8–13) we will suppress the polarization indices. $M_{e^+e^- \rightarrow t\bar{t}}$ and $\delta M_{e^+e^- \rightarrow t\bar{t}}$ are the lowest order and the EW one-loop amplitudes of the on-shell top quark pair production process (1). They can be decomposed in a basis composed of the following invariant amplitudes

$$\begin{aligned} \mathcal{M}_{1,ab} &= \bar{v}(p_1) \gamma^\mu g_a u(p_2) \bar{u}(k_t) \gamma_\mu g_b \bar{v}(k_{\bar{t}}), \quad g_a, g_b = \mathbb{1}, \gamma_5, \\ \mathcal{M}_{3,11} &= -\bar{v}(p_1) \not{k}_t u(p_2) \bar{u}(k_t) \bar{v}(k_{\bar{t}}), \\ \mathcal{M}_{3,51} &= -\bar{v}(p_1) \not{k}_t \gamma_5 u(p_2) \bar{u}(k_t) \bar{v}(k_{\bar{t}}). \end{aligned} \quad (16)$$

The projected four momenta $k_t, k_{\bar{t}}$ of the on-shell top- and antitop-quark of (16), as well as the four momenta k_{W^+}, k_{W^-} of the on-shell W -bosons and the four momenta k_3, \dots, k_8 of the decay fermions, which are used later, have been obtained from the four momenta of the final state fermions p_3, \dots, p_8 of reaction (2) with the projection procedure described in Appendix A.

In terms of invariant amplitudes (16), the lowest order amplitude of (1) reads

$$M_{e^+e^- \rightarrow t\bar{t}} = \sum_{a,b=1,5} F_{1B}^{ab} \mathcal{M}_{1,ab}, \quad (17)$$

where the 4 Born form factors F_{1B}^{ab} are given by

$$\begin{aligned} F_{1B}^{11} &= \frac{e_W^2 (\chi_Z v_e v_t + Q_e Q_t)}{s}, & F_{1B}^{51} &= -\frac{e_W^2 \chi_Z v_t a_e}{s}, \\ F_{1B}^{15} &= -\frac{e_W^2 \chi_Z v_e a_t}{s}, & F_{1B}^{55} &= \frac{e_W^2 \chi_Z a_e a_t}{s}. \end{aligned} \quad (18)$$

In (18), e_W is the effective electric charge, $e_W = \sqrt{4\pi\alpha_W}$, with

$$\alpha_W = \frac{\sqrt{2} G_\mu m_W^2 \sin^2 \theta_W}{\pi} \quad \text{and} \quad \sin^2 \theta_W = 1 - \frac{m_W^2}{m_Z^2}, \quad (19)$$

the Z -boson propagator is contained in the factor

$$\chi_Z = \frac{1}{4 \sin^2 \theta_W \cos^2 \theta_W} \frac{s}{s - m_Z^2 + im_Z \Gamma_Z} \quad (20)$$

and we have used the following conventions for couplings of the electron and top quark to a photon and Z -boson

$$Q_e = -1, \quad Q_t = \frac{2}{3}, \quad a_e = -a_t = -\frac{1}{2}, \quad v_f = a_f (1 - 4|Q_f| \sin^2 \theta_W), \quad f = e, t. \quad (21)$$

We have introduced a constant Z -boson width Γ_Z in (20), in a similar way as Γ_t and Γ_W have been introduced in (15), although the Z -boson propagator in the e^+e^- annihilation channel never becomes resonant in the CMS energy range above the $t\bar{t}$ -pair production threshold. Generally speaking, the constant width Γ of an unstable particle is introduced into the lowest order matrix elements by replacing its mass with the complex mass parameter

$$m^2 \rightarrow m^2 - im\Gamma \quad (22)$$

in the corresponding propagator, both in the s - and t -channel one, while keeping the electroweak mixing parameter $\sin^2 \theta_W$ of (19) real. This approach is usually referred to in the literature as the fixed width scheme (FWS). The approach, in which m_W^2 and m_Z^2 are replaced with their complex counterparts according to (22) also in $\sin^2 \theta_W$ of (19) is on the other hand referred to as the complex mass scheme [39]. The latter has the advantage that it preserves Ward identities. Let us note, that in Eqs. (8–13), substitution (22) is done only in the denominators of the top-quark and W -boson propagators and not in the one-loop amplitudes. Also the sums over the top-quark and W -boson polarizations result in the numerators of the corresponding propagators with real masses. However, this does not violate the substitution rule of (22), as the amplitudes of Eqs. (8–13) constitute the factorizable one-loop correction term in (7).

The EW one-loop amplitude of (1) reads

$$\delta M_{e^+e^- \rightarrow t\bar{t}} = \sum_{a,b=1,5} \hat{F}_1^{ab} \mathcal{M}_{1,ab} + \hat{F}_3^{11} \mathcal{M}_{3,11} + \hat{F}_3^{51} \mathcal{M}_{3,51}, \quad (23)$$

with the six independent form factors: \hat{F}_1^{ab} , $a, b = 1, 5$, \hat{F}_3^{11} and \hat{F}_3^{51} which are calculated numerically with a program **topfit** [11, 12] that is tailored to a subroutine of a new version of **eett6f**. Note that a factor i has been omitted on the left hand side of (16) compared to [11]. Keeping it would result in an extra minus sign on the right hand side of (8) and (9), as we neglect the i factor in every vertex and propagator and consequently the resulting common $+i$ factor for every Feynman diagram in the present work. The flags in **topfit** switch off all photonic corrections there, including the running of the electromagnetic coupling. This means that only the genuine weak corrections will contribute.

In order to fix normalization we give the formula for the EW one-loop corrected cross section $d\sigma_{e^+e^- \rightarrow t\bar{t}}$ of the on-shell top production (1)

$$d\sigma_{e^+e^- \rightarrow t\bar{t}} = \frac{1}{2s} \left\{ |M_{e^+e^- \rightarrow t\bar{t}}|^2 + 2 \operatorname{Re} (M_{e^+e^- \rightarrow t\bar{t}}^* \delta M_{e^+e^- \rightarrow t\bar{t}}) \right\} d\Phi_{2f}, \quad (24)$$

where the matrix elements $M_{e^+e^- \rightarrow t\bar{t}}$ and $\delta M_{e^+e^- \rightarrow t\bar{t}}$ are given by (17) and (23) and $d\Phi_{2f}$ is the Lorentz invariant two-particle phase space element

$$d\Phi_{2f} = \frac{|\vec{p}_t|}{4\sqrt{s}} d\Omega_t, \quad (25)$$

with \vec{p}_t being the momentum and Ω_t the solid angle of the t -quark.

The t - and \bar{t} -quark decay amplitudes $M_{t \rightarrow bW^+}$ and $M_{\bar{t} \rightarrow \bar{b}W^-}$, and the corresponding one-loop corrections $\delta M_{t \rightarrow bW^+}$ and $\delta M_{\bar{t} \rightarrow \bar{b}W^-}$ can be decomposed in terms of the invariant amplitudes

$$\begin{aligned}\mathcal{M}_{t,1}^{(\sigma)} &= \bar{u}(k_3) \not{\epsilon}(k_{W^+}) P_\sigma u(k_t), & \mathcal{M}_{\bar{t},1}^{(\sigma)} &= \bar{v}(k_{\bar{t}}) \not{\epsilon}(k_{W^-}) P_\sigma v(k_6), \\ \mathcal{M}_{t,2}^{(\sigma)} &= k_t \cdot \epsilon(k_{W^+}) \bar{u}(k_3) P_\sigma u(k_t), & \mathcal{M}_{\bar{t},2}^{(\sigma)} &= -k_{\bar{t}} \cdot \epsilon(k_{W^-}) \bar{v}(k_{\bar{t}}) P_\sigma v(k_6).\end{aligned}\quad (26)$$

where $P_\sigma = (1 + \sigma\gamma_5)/2$, $\sigma = \pm 1$, are the chirality projectors and we have used real polarization vectors for W bosons. The decomposition reads

$$\begin{aligned}M_{t \rightarrow bW^+} &= g_{Wff} \mathcal{M}_{t,1}^{(-)}, & M_{\bar{t} \rightarrow \bar{b}W^-} &= g_{Wff} \mathcal{M}_{\bar{t},1}^{(-)}, \\ \delta M_{t \rightarrow bW^+} &= g_{Wff} \sum_{\substack{i=1,2 \\ \sigma=\pm 1}} F_{t,i}^{(\sigma)} \mathcal{M}_{t,i}^{(\sigma)}, & \delta M_{\bar{t} \rightarrow \bar{b}W^-} &= g_{Wff} \sum_{\substack{i=1,2 \\ \sigma=\pm 1}} F_{\bar{t},i}^{(\sigma)} \mathcal{M}_{\bar{t},i}^{(\sigma)}.\end{aligned}\quad (27)$$

In (27), g_{Wff} is the SM W boson coupling to fermions which, similarly to the Born form factors of (18), is defined in terms of the effective electric charge e_W

$$g_{Wff} = -\frac{e_W}{\sqrt{2} \sin \theta_W}, \quad (28)$$

$F_{t,i}^{(\sigma)}$ and $F_{\bar{t},i}^{(\sigma)}$ are the EW one-loop form factors of the top- and antitop-quark decay, respectively. The form factors $F_{t,i}^{(\sigma)}$ are calculated numerically with a newly written dedicated subroutine that reproduces results of [6, 7]. The one-loop form factors of the antitop decay are then obtained assuming \mathcal{CP} conservation which lead to the following relations

$$F_{t,1}^{(\sigma)} = F_{t,1}^{(\sigma)*}, \quad F_{\bar{t},2}^{(\sigma)} = F_{t,2}^{(-\sigma)*}. \quad (29)$$

Note that the imaginary parts of the form factors do not contribute at the one-loop order.

Similarly the W^+ - and W^- -boson decay amplitudes $M_{W^+ \rightarrow f_1 \bar{f}'_1}$ and $M_{W^- \rightarrow f_2 \bar{f}'_2}$, and the corresponding one-loop corrections $\delta M_{W^+ \rightarrow f_1 \bar{f}'_1}$ and $\delta M_{W^- \rightarrow f_2 \bar{f}'_2}$ are given by

$$\begin{aligned}M_{W^+ \rightarrow f_1 \bar{f}'_1} &= g_{Wff} \mathcal{M}_{W^+,1}^{(-)}, & M_{W^- \rightarrow f_2 \bar{f}'_2} &= g_{Wff} \mathcal{M}_{W^-,1}^{(-)}, \\ \delta M_{W^+ \rightarrow f_1 \bar{f}'_1} &= g_{Wff} \sum_{\substack{i=1,2 \\ \sigma=\pm 1}} F_{W^+,i}^{(\sigma)} \mathcal{M}_{W^+,i}^{(\sigma)}, & \delta M_{W^- \rightarrow f_2 \bar{f}'_2} &= g_{Wff} \sum_{\substack{i=1,2 \\ \sigma=\pm 1}} F_{W^-,i}^{(\sigma)} \mathcal{M}_{W^-,i}^{(\sigma)},\end{aligned}\quad (30)$$

with the invariant amplitudes

$$\begin{aligned}\mathcal{M}_{W^+,1}^{(\sigma)} &= \bar{u}(k_4) \not{\epsilon}(k_{W^+}) P_\sigma v(k_5), & \mathcal{M}_{W^-,1}^{(\sigma)} &= \bar{u}(k_7) \not{\epsilon}(k_{W^-}) P_\sigma v(k_8), \\ \mathcal{M}_{W^+,2}^{(\sigma)} &= k_4 \cdot \epsilon(k_{W^+}) \bar{u}(k_4) P_\sigma v(k_5), & \mathcal{M}_{W^-,2}^{(\sigma)} &= -k_8 \cdot \epsilon(k_{W^-}) \bar{u}(k_7) P_\sigma v(k_8)\end{aligned}\quad (31)$$

and the EW one-loop form factors of the W -boson decays $F_{W^\pm,i}^{(\sigma)}$ being calculated numerically, this time with a new subroutine that reproduces results of [21, 7] for the EW corrected W -boson width. Again, the imaginary parts of the form factors do not contribute at the one-loop order.

The calculation of the EW factorizable corrections to reaction (2) in the pole approximation makes sense only if the invariant masses

$$m_{345} = \sqrt{(p_3 + p_4 + p_5)^2}, \quad m_{678} = \sqrt{(p_6 + p_7 + p_8)^2} \quad (32)$$

of the $bf_1\bar{f}'_1$ and $\bar{b}f_2\bar{f}'_2$ are close to m_t each and if

$$m_{45} = \sqrt{(p_4 + p_5)^2}, \quad m_{78} = \sqrt{(p_7 + p_8)^2} \quad (33)$$

of the $f_1\bar{f}'_1$ and $f_2\bar{f}'_2$ do not depart too much from m_W . Otherwise the signal diagrams of Fig. 1(a) stop to dominate the cross section and the association of the reduced phase space point, at which the EW factorizable $\mathcal{O}(\alpha)$ corrections depicted in Fig. 2 are calculated, with the phase space point of the full six particle phase space of (2) may lead to unnecessary distortion of the off resonance background contributions. Therefore in the following we will impose kinematical cuts on the quantities

$$\delta_t = m_{345}/m_t - 1, \quad \delta_{\bar{t}} = m_{678}/m_t - 1, \quad \delta_{W^+} = m_{45}/m_W - 1, \quad \delta_{W^-} = m_{78}/m_W - 1, \quad (34)$$

which describe the relative departures of the invariant masses of (32) and (33) from m_t and m_W , respectively.

3 NUMERICAL RESULTS

In this section, we will illustrate the effect of the factorizable EW $\mathcal{O}(\alpha)$ corrections described in Section 2 on the SM predictions for six fermion reactions relevant for detection of the top quark pair production and decay at the ILC (2) by showing results for total cross sections of its two specific channels (3) and (4).

We choose the Z boson mass, Fermi coupling and fine structure constant in the Thomson limit as the EW SM input parameters

$$m_Z = 91.1876 \text{ GeV}, \quad G_\mu = 1.16637 \times 10^{-5} \text{ GeV}^{-2}, \quad \alpha_0 = 1/137.0359895. \quad (35)$$

The external fermion masses of reaction (3) and the top quark mass are the following:

$$m_e = 0.51099907 \text{ MeV}, \quad m_\mu = 105.658389 \text{ MeV}, \quad m_b = 4.7 \text{ GeV}, \quad m_t = 178 \text{ GeV}. \quad (36)$$

For definiteness, we give also values of the other fermion masses

$$m_\tau = 1.77705 \text{ GeV}, \quad m_u = 75 \text{ MeV}, \quad m_d = 75 \text{ MeV}, \quad m_s = 250 \text{ MeV}, \quad m_c = 1.5 \text{ GeV} \quad (37)$$

and the value of a strong coupling $\alpha_s(m_Z^2) = 0.117$.

Assuming a value of the Higgs boson mass, the W boson mass and the Z boson width are determined with ZFITTER [40], while the SM Higgs boson width is calculated with HDECAY [41]. We obtain the following values of these parameters for $m_H = 120 \text{ GeV}$:

$$m_W = 80.38509 \text{ GeV}, \quad \Gamma_Z = 2.495270 \text{ GeV}, \quad \Gamma_H = 3.2780 \text{ MeV}. \quad (38)$$

The actual values of the Z and Higgs boson widths are not very relevant in the context of the top quark pair production as they enter the calculation through the off resonance background contributions. The EW corrected top quark and W boson widths, which on the other hand play an essential role for the calculation, are calculated with a newly written dedicated subroutine that reproduces results of [21, 7]. We obtain the following values for them for the parameters specified in (35–37)

$$\Gamma_W = 2.03777 \text{ GeV}, \quad \Gamma_t = 1.67432 \text{ GeV}. \quad (39)$$

We have neglected the QCD correction to the widths Γ_W and Γ_t , as no QCD corrections have been included in the one-loop corrections to the $t\bar{t}$ -pair production process. The EW corrected widths of (39) are used in the calculation of the cross sections that include the EW factorizable corrections. For the calculation of the lowest order cross sections of (3) and (4) the corresponding lowest order SM values of the top quark and W -boson widths are used.

Results for the total cross sections of reactions (3) and (4) at three different centre of mass (CMS) energies in the presence of the following cuts on quantities $\delta_t, \delta_{\bar{t}}, \delta_{W^+}, \delta_{W^-}$, defined in (34),

$$\delta_t < 0.1, \quad \delta_{\bar{t}} < 0.1, \quad \delta_{W^+} < 0.1, \quad \delta_{W^-} < 0.1, \quad (40)$$

are shown in Table 1. The second column shows the Born cross sections calculated with the complete set of the lowest order Feynman diagrams. The third column shows the Born ‘signal’ cross section, *i.e.* the cross section obtained with the two lowest order signal diagrams of Fig. 1a only. We see that imposing the invariant mass cuts (40) efficiently reduces the off resonance background, which becomes quite sizeable if the cuts are not imposed [23, 42]. The fourth and fifth columns show the cross sections including the ISR and factorizable EW corrections separately and the sixth column shows the results including both the ISR and EW factorizable corrections. Note that the cross sections of (4) are almost exactly 3 times larger than the cross sections of (3), in agreement with the naive counting of the colour degrees of freedom. This is because the neutral current off resonance background contributions that make reaction (3) differ from (4) are almost completely suppressed in the presence of cuts (40).

How the radiative corrections for the six fermion reactions (2) depend on the CMS energy is illustrated in Fig. 3, where, on the left hand side, we plot the total cross sections of reaction (4) as a function of the CMS energy, both in the lowest order and including different classes of corrections. The dashed-dotted line shows the Born cross section, the dotted line is the cross section including the ISR correction, the dashed line shows an effect of the factorizable EW correction while the solid line shows an effect of the combined ISR and factorizable EW correction. The plots on the right hand side of Fig. 3 show the corresponding relative corrections

$$\delta_{\text{cor.}} = \frac{\sigma_{\text{Born+cor.}} - \sigma_{\text{Born}}}{\sigma_{\text{Born}}}, \quad \text{cor.} = \text{FEW, ISR, ISR + FEW}. \quad (41)$$

The dashed line shows the relative factorizable EW correction. The correction is small and positive a few GeV above the $t\bar{t}$ -pair production threshold, but already about 20 GeV above the threshold it becomes negative and it falls down logarithmically towards more and more negative values, due to large logarithmic terms $\sim [\ln(m_W^2/s)]^2$ and $\sim \ln(m_W^2/s)$, reaching 20%

Table 1: Total cross sections of reactions (3) and (4) in fb at three different CMS energies in the presence of cuts (40). The numbers in parenthesis show the uncertainty of the last decimals.

$e^+e^- \rightarrow b\nu_\mu\mu^+\bar{b}\mu^-\bar{\nu}_\mu$					
\sqrt{s} (GeV)	σ_{Born}	$\sigma_{\text{Born}}^{t^*\bar{t}^*}$	$\sigma_{\text{Born+ISR}}$	$\sigma_{\text{Born+FEWC}}$	$\sigma_{\text{Born+ISR+FEWC}}$
430	5.9117(54)	5.8642(45)	5.2919(91)	5.6884(55)	5.0978(53)
500	5.3094(50)	5.2849(43)	5.0997(51)	4.9909(49)	4.8085(48)
1000	1.6387(16)	1.6369(15)	1.8320(18)	1.4243(14)	1.6110(16)
$e^+e^- \rightarrow b\nu_\mu\mu^+\bar{b}d\bar{u}$					
\sqrt{s} (GeV)	σ_{Born}	$\sigma_{\text{Born}}^{t^*\bar{t}^*}$	$\sigma_{\text{Born+ISR}}$	$\sigma_{\text{Born+FEWC}}$	$\sigma_{\text{Born+ISR+FEWC}}$
430	17.727(16)	17.592(13)	15.857(20)	17.052(16)	15.283(16)
500	15.950(15)	15.855(13)	15.311(15)	14.977(16)	14.438(14)
1000	4.9134(48)	4.9106(46)	5.4949(55)	4.2697(40)	4.8287(47)

at $\sqrt{s} = 2$ TeV. The dotted line shows the relative ISR correction, which on the other hand is dominated by large collinear logarithms $[\ln(s/m_e^2)]^2$ and $\ln(s/m_e^2)$. It starts from about -25% at energies close to the threshold and grows to almost $+25\%$ at $\sqrt{s} = 2$ TeV. Finally, the solid line shows the combined ISR and factorizable EW correction. The net relative correction is dominated by the ISR: it is large and negative for energies not far above the threshold and it becomes positive at high energies, reaching 1.4% at $\sqrt{s} = 2$ TeV.

4 SUMMARY AND OUTLOOK

We have calculated the SM predictions for top quark pair production and decay into six fermions at a linear e^+e^- collider. We have included the factorizable EW $\mathcal{O}(\alpha)$ corrections in the pole approximation and QED corrections due to the initial state radiation in the structure function approach into SM predictions for the top quark pair production and decay into six fermions at the ILC. We have illustrated an effect of the radiative corrections on the predictions by showing numerical results for two selected six-fermion reactions (3) and (4). The ISR and factorizable EW radiative corrections are sizeable and therefore should be included in the analysis of future precision data on the top quark pair production and decay from the ILC.

In order to obtain a complete EW next to leading order result for six fermion reactions (2) in the pole approximation one should include the nonfactorizable virtual photonic corrections corresponding to an exchange of a virtual photon between the electrically charged lines of the signal diagrams of Fig. 1(a) which has not been included in the shaded blobs of Fig. 2.

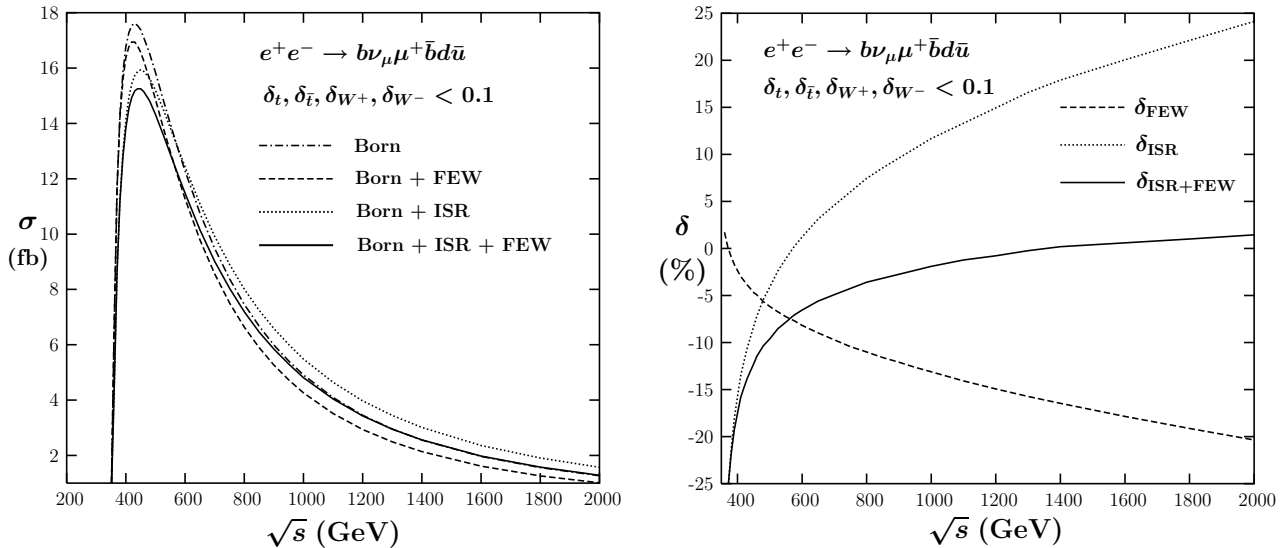


Figure 3: Total cross sections of (4) including different classes of the SM radiative corrections (left) and corresponding relative corrections (41)(right) as functions of the CMS energy.

For example, an exchange of a photon between the initial state electron and any of the final state fermions or intermediate W bosons, or between the b and \bar{t} quark, or its decay products should be taken into account. This would allow for inclusion of the real photon emission from the external legs in an exclusive way. Taking into account the QCD corections would also be highly desirable.

Acknowledgements

K.K. is grateful to the Alexander von Humboldt Foundation for supporting his stay at DESY, Zeuthen, where this work has been partly done and to the Theory Group of DESY, Zeuthen for kind hospitality.

A PROJECTION OF MOMENTA

In this appendix, we describe the projection procedure that has been used in order to associate each phase space point of the full 6-particle phase space of reaction (2) with a point of the reduced phase space of the on-shell top pair production (1) and subsequent decay. The on-shell momenta k_t and $k_{\bar{t}}$ of the t -quar and \bar{t} -antiquark, k_{W^\pm} of the decay W^\pm -bosons, and k_i , $i = 3, \dots, 8$, of the decay fermions of reaction (2) are constructed from the four momenta p_i , $i = 3, \dots, 8$, of the final state fermions of reaction (2) with the following projection procedure.

First the on-shell four momenta of t and \bar{t} in the centre of mass system (CMS) are found in the following way

$$\begin{aligned}
|\vec{k}_t| &= \frac{\lambda^{\frac{1}{2}}(s, m_t^2, m_t^2)}{2s^{\frac{1}{2}}}, & \vec{k}_t &= |\vec{k}_t| \frac{\vec{p}_3 + \vec{p}_4 + \vec{p}_5}{|\vec{p}_3 + \vec{p}_4 + \vec{p}_5|}, \\
k_t^0 &= \left(\vec{k}_t^2 + m_t^2\right)^{\frac{1}{2}}, & \vec{k}_{\bar{t}} &= -\vec{k}_t, \quad k_{\bar{t}}^0 = \sqrt{s} - k_t^0.
\end{aligned} \tag{42}$$

Then the four momenta p_3, p_4 and p_5 (p_6, p_7 and p_8) are boosted to the rest frame of the $bf_1\bar{f}'_1$ ($\bar{b}f_2\bar{f}'_2$) subsystem of reaction (2), where they are denoted p'_3, p'_4 and p'_5 (p'_6, p'_7 and p'_8). The projected four momentum k'_3 of b (k'_6 of \bar{b}) is determined in the rest frame of $bf_1\bar{f}'_1$ ($\bar{b}f_2\bar{f}'_2$) according to

$$|\vec{k}'_i| = \frac{\lambda^{\frac{1}{2}}(m_t^2, m_i^2, m_W^2)}{2m_t}, \quad \vec{k}'_i = |\vec{k}'_i| \frac{\vec{p}'_i}{|\vec{p}'_i|}, \quad k_i^0 = \left(\vec{k}_i'^2 + m_i^2\right)^{\frac{1}{2}}, \quad i = 3, 6, \tag{43}$$

which means that the directions of the b and \bar{b} momenta are kept unchanged while their lengths are being altered.

The four momenta p'_4 and p'_5 (p'_7 and p'_8) are further boosted to the rest frame of $f_1\bar{f}'_1$ ($f_2\bar{f}'_2$), where they are denoted p''_4 and p''_5 (p''_7 and p''_8). The projected four momenta k''_4 and k''_5 of f_1 and \bar{f}'_1 (k''_7 and k''_8 of f_2 and \bar{f}'_2) are in this frame determined according to

$$\begin{aligned}
|\vec{k}''_4| &= \frac{\lambda^{\frac{1}{2}}(m_W^2, m_4^2, m_5^2)}{2m_W}, & |\vec{k}''_7| &= \frac{\lambda^{\frac{1}{2}}(m_W^2, m_7^2, m_8^2)}{2m_W}, & \vec{k}''_i &= |\vec{k}''_i| \frac{\vec{p}''_i}{|\vec{p}''_i|}, \quad i = 4, 7, \\
\vec{k}''_5 &= -\vec{k}''_4, & \vec{k}''_8 &= -\vec{k}''_7, & k_j^0 &= \left(\vec{k}_j''^2 + m_j^2\right)^{\frac{1}{2}}, \quad j = 4, 5, 7, 8.
\end{aligned} \tag{44}$$

This again means that the directions of momenta of f_1, \bar{f}'_1, f_2 and \bar{f}'_2 are kept unchanged while their lengths are being altered.

The four momenta k''_4 and k''_5 (k''_7 and k''_8) are now boosted to the rest frame of the on-shell t (\bar{t}) and, finally, k'_3, k'_4 and k'_5 (k'_6, k'_7 and k'_8) are boosted from the t (\bar{t}) rest frame to the CMS giving the desired projected four momenta $k_i, i = 3, \dots, 8$. As one can easily see from Eqs. (42–44), the projected momenta, except for satisfying the necessary on-shell relations $k_i^2 = m_i^2, i = 3, \dots, 8$, fulfil also other required on-shell relations

$$(k_3 + k_4 + k_5)^2 = (k_6 + k_7 + k_8)^2 = m_t^2, \quad (k_4 + k_5)^2 = (k_7 + k_8)^2 = m_W^2. \tag{45}$$

The described projection procedure is not unique. Moreover, it strongly depends on the departures (34) of invariant masses m_{345}, m_{678} of (32) from m_t , and of the invariant masses m_{45}, m_{78} of (33) from m_W . How it works in practice is illustrated in Table A, where two randomly selected sets of four momenta $p_i, i = 3, \dots, 8, p_3 + p_4 + p_5, p_6 + p_7 + p_8, p_4 + p_5, p_7 + p_8$, and their projections $k_i, i = 3, \dots, 8, k_t, k_{\bar{t}}, k_{W^+}, k_{W^-}$, respectively, are compared. Momenta p_i have been generated according to the Breit-Wigner distribution in such a way that the invariant masses of the $bf_1\bar{f}'_1, \bar{b}f_2\bar{f}'_2, f_1\bar{f}'_1$ and $f_2\bar{f}'_2$ subsystems of reaction (2) fall into the vicinity of the masses of the corresponding primary on-shell particles: t -quark, \bar{t} -antiquark, W^+ - and W^- -boson, respectively.

Table A: A comparison of two randomly selected sets of the four momenta p_i , $i = 3, \dots, 8$, $p_3 + p_4 + p_5$, $p_6 + p_7 + p_8$, $p_4 + p_5$, $p_7 + p_8$ and their projections k_i , $i = 3, \dots, 8$, k_t , $k_{\bar{t}}$, k_{W^+} , k_{W^-} , respectively. Quantities $\delta_t = m_{345}/m_t - 1$, $\delta_{\bar{t}} = m_{678}/m_{\bar{t}} - 1$, $\delta_{W^+} = m_{45}/m_W - 1$ and $\delta_{W^-} = m_{78}/m_W - 1$ describe relative departures of the corresponding final state particle subsystems from a mass-shell of the t , \bar{t} , W^+ and W^- , respectively.

GeV	$\delta_t = 0.03\%$, $\delta_{\bar{t}} = 0.19\%$, $\delta_{W^+} = 0.26\%$, $\delta_{W^-} = 0.85\%$				$\delta_t = 0.06\%$, $\delta_{\bar{t}} = 0.17\%$, $\delta_{W^+} = 0.78\%$, $\delta_{W^-} = 3.23\%$			
p_3	154.0	141.4	-28.1	53.8	116.5	89.3	13.1	73.6
k_3	153.8	141.3	-28.0	53.8	116.9	89.6	13.1	73.8
p_4	22.9	-15.1	-7.7	-15.4	117.6	92.8	-20.6	-69.3
k_4	22.9	-15.0	-7.8	-15.4	117.4	92.5	-20.6	-69.2
p_5	73.1	24.6	35.7	58.8	16.0	-3.2	7.5	13.8
k_5	73.3	24.8	35.8	59.0	15.7	-3.3	7.5	13.5
p_6	64.5	-10.0	57.5	-27.0	109.8	-78.5	-12.1	-75.7
k_6	64.0	-10.0	57.1	-26.9	108.1	-77.2	-11.9	-74.6
p_7	112.1	-109.2	-20.7	-15.1	106.1	-95.4	33.7	32.0
k_7	112.4	-109.5	-20.4	-15.1	107.8	-97.2	34.5	31.4
p_8	73.5	-31.7	-36.8	-55.1	33.9	-4.9	-21.6	25.7
k_8	73.6	-31.5	-36.7	-55.5	34.1	-4.4	-22.6	25.1
$p_3 + p_4 + p_5$	249.9	150.9	0.0	97.3	250.1	178.9	0.0	18.0
k_t	250.0	151.0	0.0	97.4	250.0	178.8	0.0	18.0
$p_6 + p_7 + p_8$	250.1	-150.9	0.0	-97.3	249.9	-178.9	0.0	-18.0
$k_{\bar{t}}$	250.0	-151.0	0.0	-97.4	250.0	-178.8	0.0	-18.0
$p_4 + p_5$	95.9	9.5	28.1	43.5	133.6	89.6	-13.1	-55.5
k_{W^+}	96.2	9.8	28.0	43.6	133.1	89.2	-13.1	-55.8
$p_7 + p_8$	185.6	-140.9	-57.5	-70.3	140.0	-100.4	12.1	57.7
k_{W^-}	186.0	-141.0	-57.1	-70.5	141.9	-101.6	11.9	56.6

References

- [1] J.A. Aguilar-Saavedra *et al.* [ECFA/DESY LC Physics Working Group Collaboration], arXiv:hep-ph/0106315;
T. Abe *et al.*, [American Linear Collider Working Group Collaboration], arXiv:hep-ex/0106056;
K. Abe *et al.* [ACFA Linear Collider Working Group Collaboration], arXiv:hep-ph/0109166.
- [2] V.S. Fadin, V.A. Khoze, JETP Lett. 46, (1987) 525 and Sov. J. Nucl. Phys. 48 (1988) 309;
M.J. Strassler, M.E. Peskin, Phys. Rev. D43 (1991) 1500;
M. Jezabek, J.H. Kühn, T. Teubner, Z. Phys. C56 (1992) 653;
Y. Sumino, K. Fuji, K. Hagiwara, M. Murayama, C.K. Ng, Phys. Rev. D47 (1992) 56.
- [3] A.H. Hoang, T. Teubner, Phys. Rev. D58 (1998) 114023 and Phys. Rev. D60 (1999) 114027;
K. Melnikov, A. Yelkhovsky, Nucl. Phys. B528 (1998) 59;
O. Yakovlev, Phys. Lett. B457 (1999) 170;
M. Beneke, A. Signer, V. Smirnov, Phys. Lett. B454 (1999) 137;
T. Nagano, A. Ota, Y. Sumino, Phys. Rev. D60 (1999) 114014;
A.H. Hoang, A.V. Manohar, I.W. Stewart, T. Teubner, Phys. Rev. Lett. 86 (2001) 1951 and hep-ph/0107144;
A.A. Penin, A.A. Pivovarov, Phys. Atom. Nucl. 64 (2001) 275;
A.H. Hoang et.al, Eur. Phys. J. direct C3 (2000) 1.
- [4] D. Peralta, M. Martinez, R. Miquel, Top Mass Measurement at the $t\bar{t}$ Threshold, in. Proc. of the International Workshop on Linear Colliders (LCWS99) Sitges, May 1999.
- [5] M. Jezabek, J.H. Kühn, Nucl. Phys. B314 (1989) 1;
G. Eilam, R.R. Mendel, R. Migneron, A. Soni, Phys. Rev. Lett. 66 (1991) 3105.
- [6] A. Denner, T. Sack, Nucl. Phys. B358 (1991) 46.
- [7] A. Denner, Fortsch. Phys. 41 (1993) 307.
- [8] A. Czarnecki and K. Melnikov, Nucl. Phys. B544 (1999) 520.
K.G. Chetyrkin, R. Harlander, T. Seidensticker, M. Steinhauser, Phys. Rev. D60 (1999) 114015.
- [9] K.G. Chetyrkin, J.H. Kühn, M. Steinhauser, Nucl. Phys. B482 (1996) 213;
R. Harlander, M. Steinhauser, Eur. Phys. J. C2 (1998) 151.
- [10] B.Grządkowski *et al.*, Nucl. Phys. B281 (1987) 18;
W. Beenakker, S.C. van der Marck, W. Hollik, Nucl Phys. B365 (1991) 24;
R.J. Guth and J.H. Kühn, Nucl. Phys. B368 (1992) 38;
W. Beenakker, A. Denner, A. Kraft, Nucl. Phys. B410 (1993) 219.
V. Driesen, W. Hollik, A. Kraft, hep-ph/9603398, in e^+e^- Collisions at TeV Energies: The Physics Potential, Proceedings of the Workshop, Annecy, Gran Sasso, Hamburg, February 1995 – September 1995, edited by P.M. Zerwas, DESY 96-123D, (1996) 33.

- [11] J. Fleischer, A. Leike, T. Riemann, A. Werthenbach, Eur. Phys. J. C31 (2003) 37, hep-ph/0302259;
J. Fleischer, A. Leike, A. Lorca, T. Riemann, A. Werthenbach, Fortran program `topfit` v.0.93 (10 Jun 2003); available at
<http://www-zeuthen.desy.de/theory/research>.
- [12] A. Lorca and T. Riemann, hep-ph/0412047, to appear in Comput. Phys. Commun.;
A. Biernacik, K. Kolodziej, A. Lorca and T. Riemann, Acta Phys. Polon. B **34** (2003) 5487, hep-ph/0311097;
A. Lorca, DESY-THESIS-2005-004.
- [13] A.A. Akhundov, D.Yu. Bardin, A. Leike, Phys. Lett. B261 (1991) 321.
- [14] R.J. Guth, J.H. Kühn, Nucl. Phys. B368 (1992) 38.
- [15] J. Jersak, E. Laerman, P.M. Zerwas, Phys. Rev. D25 (1982) 1218; Erratum Phys. Rev. D36 (1987) 310.
- [16] J.H. Kühn, T. Hahn, R. Harlander, hep-ph/9912262.
- [17] J. Fleischer, J. Fujimoto, T. Ishikawa, A. Leike, T. Riemann, Y. Shimizu, and A. Werthenbach, in KEK Proceedings 2002-11 (2002) (ed. Y. Kurihara), p 153, hep-ph/0203220.
- [18] T. Hahn, W. Hollik, A. Lorca, T. Riemann, A. Werthenbach, hep-ph/0307132.
- [19] D. Bardin, S. Riemann, T. Riemann, Z. Phys. C32 (1986) 121.
- [20] F. Jegerlehner, in “*Proc. of the XI International School of Theoretical Physics*”, ed. M. Zralek and R. Mańka, World Scientific, 1988, 33–108.
- [21] A. Denner and T. Sack, Z. Phys. C **46** (1990) 653.
- [22] K. Kołodziej, Eur. Phys. J. C23 (2002) 471, hep-ph/0110063 and Comput. Phys. Commun. 151 (2003) 339, hep-ph/0210199.
- [23] A. Biernacik, K. Kołodziej, Nucl. Phys. Proc. Suppl. 116 (2003) 33, hep-ph/0210405.
- [24] E. Accomando, A. Ballestrero, M. Pizzio, Nucl.Phys. B512 (1998) 19;
E. Accomando, A. Ballestrero, M. Pizzio, Nucl.Phys. B547 (1999) 81.
- [25] G. Montagna, M. Moretti, O. Nicrosini and F. Piccinini, Eur. Phys. J. C2 (1998) 483, hep-ph/9705333;
F. Gangemi *et al.*, Eur. Phys. J. C9 (1999) 31, hep-ph/9811437, and Nucl. Phys. B559 (1999) 3, hep-ph/9905271;
F. Gangemi, hep-ph/0002142.
- [26] S. Dittmaier and M. Roth, Nucl. Phys. B642 (2002) 307, hep-ph/0206070.
- [27] F. Krauss, R. Kuhn and G. Soff, JHEP 0202 (2002) 044, hep-ph/0109036;
A. Schalicke, F. Krauss, R. Kuhn and G. Soff, JHEP 0212 (2002) 013, hep-ph/0203259.

- [28] T. Ishikawa *et al.*, Minami-Tateya Collaboration, KEK-92-19;
H. Tanaka *et al.*, Minami-Tateya Collaboration, Nucl. Instrum. Meth. A389 (1997) 295;
F. Yuasa *et al.*, Prog. Theor. Phys. Suppl. 138 (2000) 18, hep-ph/0007053.
- [29] S. Kawabata, Comput. Phys. Commun. 88 (1995) 309.
- [30] T. Stelzer and W. F. Long, Comput. Phys. Commun. 81 (1994) 357, hep-ph/9401258;
H. Murayama, I. Watanabe and K. Hagiwara, KEK-91-11.
- [31] F. Maltoni and T. Stelzer, JHEP 0302 (2003) 027, hep-ph/0208156.
- [32] C. G. Papadopoulos, Comput. Phys. Commun. 137 (2001) 247, hep-ph/0007335.
- [33] A. Kanaki and C. G. Papadopoulos, Comput. Phys. Commun. 132 (2000) 306,
hep-ph/0002082.
- [34] W. Kilian, LC-TOOL-2001-039.
- [35] A. Pukhov *et al.*, hep-ph/9908288.
- [36] M. Moretti, T. Ohl and J. Reuter, LC-TOOL-2001-040, hep-ph/0102195.
- [37] S. Dittmaier, hep-ph/0308079.
- [38] W. Beenakker *et al.*, in G. Altarelli, T. Sjöstrand, F. Zwirner (eds.), Physics at LEP2
(Report CERN 96-01, Geneva, 1996), Vol. 1, p. 79, hep-ph/9602351.
- [39] A. Denner, S. Dittmaier, M. Roth, D. Wackeroth, Nucl. Phys. B560 (1999) 33 and Com-
put. Phys. Commun. 153 (2003) 462.
- [40] D. Bardin, M. Bilenky, M. Jack, P. Christova, L. Kalinovskaya, A. Olshevsky, S. Riemann,
T. Riemann, Comput. Phys. Commun. 133 (2001) 229, hep-ph/9908433;
A. Arbuzov, M. Awramik, M. Czakon, A. Freitas, M. Grünewald, K. Mönig, S. Riemann,
T. Riemann, hep-ph/0507146, subm. to Comp. Phys. Commun.;
see also <http://www-zeuthen.desy.de/theory/research/zfitter>.
- [41] A. Djouadi, J. Kalinowski, M. Spira, Comput. Phys. Commun. 108 (1998) 56.
- [42] K. Kołodziej, Acta Phys. Pol. B34 (2003) 4511.