

Running Spectral Index as a Probe of Physics at High Scales

G. BALLESTEROS, J.A. CASAS and J.R. ESPINOSA*

IFT-UAM/CSIC, 28049 Madrid, Spain.

Abstract

The WMAP results on the scalar spectral index n and its running with scale, though preliminary, open a very interesting window to physics at very high energies. We address the problem of finding inflaton potentials well motivated by particle physics which can accommodate WMAP data. We make a model independent analysis of a large class of models: those with flat tree-level potential lifted by radiative corrections, which cause the slow rolling of the inflaton and the running of n . This includes typical hybrid inflation models. In the small-coupling regime the predictions for the size and running of n are remarkably neat, *e.g.* $-dn/d\ln k = (n-1)^2 \ll 1$, and n does not cross $n=1$, contrary to WMAP indications. On the other hand, n can run significantly if the couplings are stronger but at the price of having a small number of e-folds, N_e . We also examine the effect of mass thresholds crossed during inflation. Finally, we show that the presence of non-renormalizable operators for the inflaton, suppressed by a mass scale above the inflationary range, is able to give both $dn/d\ln k \sim \mathcal{O}(-0.05)$ and $N_e \sim 50$.

December 2005

*E-mail addresses: guillermo.ballesteros@uam.es, alberto.casas@uam.es, jose.espinosa@cern.ch

1 Introduction

The measurement and analysis of the cosmic microwave background (CMB) by the WMAP collaboration [1–3] has provided results of unprecedented accuracy on the spectrum of the CMB anisotropies. The data are basically consistent with the main features of inflationary cosmology [3], implying important constraints for particular models (many of which can be discarded). One of the most intriguing WMAP results, though still uncertain, indicates that the spectral index of scalar perturbations, n , may exhibit a significant running with the wave-number, k . More precisely, assuming a linear dependence of n with $\ln k$, $n(k) = n(k_0) + [dn/d \ln k] \ln(k/k_0)$ (k_0 is some chosen “pivotal scale”, $k_0 = 0.002 \text{ Mpc}^{-1}$), the analysis of ref. [3] gives $n(k_0) = 1.13 \pm 0.08$ and $dn/d \ln k = -0.055^{+0.028}_{-0.029}$ at 68% C.L. (These values are obtained from WMAP data combined with different large-scale-structure data.) This means in particular that $n - 1$ passes from positive to negative values in the range of k -values corresponding to these data ($10^{-4} \lesssim k \text{ Mpc} \lesssim 4$). It should be said, however, that a fit assuming constant spectral index is also consistent with the data, although somewhat worse, giving $n = 0.99 \pm 0.04$ (with WMAP data only [1]).

As a matter of fact, most inflationary models [4] do predict that n runs with k , but the details of the “observed” running are very difficult to fit [5]. The last scales entering the observable universe (which we will denote $k_* \sim 10^{-4} \text{ Mpc}^{-1}$) should have crossed the horizon $\sim 50 - 60$ e-folds before the end of inflation, at a time we will call t_* . The range of k probed by the WMAP data corresponds to the first ~ 6.5 e-folds after t_* (this range extends to ~ 10.5 e-folds if one adds large-scale-structure data). During this “initial” period of inflation, $n - 1$ should change sign (if the WMAP indication is confirmed), and it is not easy to cook up an inflationary potential implementing this feature (see [5,6] for an incomplete list of several analyses along these lines). In the present paper we show, however, that a large and very interesting class of inflationary potentials, including those of many supersymmetric hybrid inflation models, are in principle able to accommodate this behavior quite naturally.

Let us recall a few basic results of inflationary cosmology in the slow-roll approximation. The slow-roll parameters are given by

$$\epsilon = \frac{1}{2} M_p^2 \left(\frac{V'}{V} \right)^2, \quad \eta = M_p^2 \frac{V''}{V}, \quad \xi = M_p^4 \frac{V'V'''}{V^2}, \quad (1)$$

where $8\pi M_p^2 = 1/G_{\text{Newton}}$, V is the scalar potential of the (slow-rolling) inflaton field, ϕ , and the primes denote derivatives with respect to ϕ . The slow-roll approximation requires $\epsilon, |\eta|, |\xi| \ll 1$, and the failure of this condition marks the end of inflation. The number of e-folds produced during the slow-rolling is given by

$$N_e = \int_t^{t_{\text{end}}} H dt \simeq \frac{1}{M_p^2} \int_{\phi_{\text{end}}}^{\phi} \frac{V}{V'} d\phi = \frac{1}{M_p} \int_{\phi_{\text{end}}}^{\phi} \frac{1}{\sqrt{2\epsilon}} d\phi, \quad (2)$$

where H is the Hubble parameter [with $H^2 = V/(3M_p^2)$], meaning that the scale parameter of the universe, a , grows as $a \rightarrow e^{N_e} a$. Successful inflation requires¹ $N_e \geq 50 - 60$. At first order in the slow-roll parameters [8], the power spectrum of scalar perturbations, P_k (called $\Delta_{\mathcal{R}}(k) = (2.95 \times 10^{-9}) A(k)$ in ref. [3]), and the spectral index, n , are given by

$$P_k = \frac{1}{24\pi^2 \epsilon} \frac{V}{M_p^4}, \quad (3)$$

$$n \equiv 1 + \frac{d \ln P_k}{d \ln k} \simeq 1 + 2\eta - 6\epsilon. \quad (4)$$

Let us remind that, in the slow-roll approximation, the derivatives with respect to $\ln k$ can be related to field derivatives by using

$$\frac{d\phi}{d \ln k} = -M_p^2 \frac{V'}{V} = -M_p \sqrt{2\epsilon}, \quad (5)$$

as is clear from (2) and $a \propto 1/k$. It is then trivial to obtain

$$\frac{dn}{d \ln k} \simeq -2\xi + 16\epsilon\eta - 24\epsilon^2. \quad (6)$$

The WMAP analysis [2,3] gives

$$P_k = (2.95 \times 10^{-9}) \times (0.70_{-0.11}^{+0.10}) \quad \text{at} \quad k = k_0 \equiv 0.002 \text{ Mpc}^{-1}, \quad (7)$$

and n as mentioned in the first paragraph:

$$n(k_0) = 1.13 \pm 0.08, \quad \frac{dn}{d \ln k} = -0.055_{-0.029}^{+0.028}. \quad (8)$$

Since usually $\epsilon \ll \eta$, then $n \simeq 1 + 2\eta$, and the change of sign in $n - 1$ must arise from a change of sign in η (which implies in turn that V' must pass through an extremal

¹It has been argued, however, that the required 50 – 60 e-folds could be achieved through several steps of inflation, corresponding to different inflaton fields and/or inflaton potentials [7]. WMAP would only be sensitive to the first(s) of these steps.

point), something which, as mentioned above, is non-trivial to implement (see ref. [5] for a systematic analysis of this and related issues).

On the other hand, the evidence for a running n comes from the first ($l < 5$) WMAP multipoles [9], which corresponds to the first ~ 1.5 e-folds of inflation (after t_*). Excluding those points, the fit is consistent with a constant index, $n \simeq 0.94 \pm 0.05$, *i.e.* the most significant running of n seems to be associated to the first few e-folds and then n remains quite stable. In any case, notice that the errors associated to these analyses are big (actually refs. [3] and [9] are only consistent within these errors).

Hence the results concerning the spectral index can be summarized by saying that they indicate

$$\frac{dn}{d \ln k} = \mathcal{O}(-0.05) , \quad (9)$$

during the first few e-folds of inflation after t_* , and

$$n \simeq 0.94 \pm 0.05 , \quad (10)$$

during the following e-folds. Of course, if the previous dramatic running is not confirmed by forthcoming analyses, n could still exhibit a milder running, compatible with (10) in the whole range of observed scales.

In section 2 we study a large class of inflationary models defined by having flat tree-level potential, with radiative corrections being responsible for the slow-roll of the inflaton and the running of n . The results depend on whether the couplings are weak (subsection 2.1) or strong (subsection 2.2) but generically one cannot get both a significant running of n and a large N_e . We devote section 3 to a numerical analysis of this issue in the well motivated type of D -term inflation models. Things improve in this respect if inflation is affected by some high energy threshold, possibility which is studied in section 4. Subsection 4.1 studies what happens if the inflaton crosses such high-energy threshold shortly after t_* and subsection 4.2 analyzes the most promising case in which the threshold is above the inflationary range but affects inflation through non-renormalizable operators. In this last case we can easily accommodate both $dn/d \ln k \sim \mathcal{O}(-0.05)$ and $N_e \sim 50 - 60$. Finally, Appendix A gives some technical details relevant to section 3 and subsection 4.1.

2 Spectral index in a large class of inflation models

Here we analyze a large class of inflationary models, namely those with a flat inflaton scalar potential at tree-level. Then, the flatness is spoiled by radiative corrections, which are responsible for the slow-roll of the inflaton and, in turn, for the value and running of the spectral index. This class of models include many supersymmetric hybrid inflation models as a particularly interesting subclass (for other types see e.g. [4,10]). To be concrete, we will focus in the following on hybrid inflation models, but all the results hold also for generic tree-level-flat inflation models.

Hybrid inflation models [11] are among the most popular and interesting ways to implement inflation. Their main characteristic is that there are two (or more) scalar fields involved in the inflationary process: the slow-roll field, ϕ , and the “waterfall” field(s), H . The scalar potential is such that, as long as ϕ is beyond a certain value, ϕ_c , the minimum of the H -potential is at some “false” vacuum (typically at $H = 0$) and ϕ has an exactly flat potential at tree-level. Below ϕ_c the minimum of the H -potential is at the true vacuum. Once H departs from the origin, the ϕ potential is not flat anymore, inflation ends and ϕ goes to its true minimum as well. The slow-roll of ϕ is driven by the radiative corrections to the potential, which lift the tree-level flatness. The main merit of such hybrid inflation is that the slow-roll parameters ϵ and η can be easily small, as required, due to the loop-suppression factors and the fact that the scale of ϕ is not directly related to the magnitude of V .

For our purposes, the main feature of hybrid inflation is that during the inflationary period the tree-level potential, $V_0 \equiv \rho = \text{constant}$, is exactly flat for ϕ , all its curvature arising from radiative corrections. Generically, at one-loop

$$V(\phi) = \rho + \beta \ln \frac{m(\phi)}{Q}, \quad (11)$$

where Q is the renormalization scale (which might have absorbed finite pieces). Note that ρ depends implicitly on Q through its renormalization group equation (RGE) and that the Q -invariance of the effective potential implies

$$\beta = \frac{d\rho}{d \ln Q}, \quad (12)$$

at one-loop. Finally, $m(\phi)$ is the most relevant ϕ -dependent mass [there could be several relevant (and different) masses, which is a complication we ignore for the moment].

The leading-log approximation (which amounts to summing the leading-log contributions to all loops) is implemented in this context by simply taking $Q = m(\phi)$, so that

$$V(\phi) \simeq \rho(Q = m(\phi)) . \quad (13)$$

In general, one expects $m^2(\phi) = M^2 + c^2\phi^2$, where M does not depend on ϕ and c is some coupling constant. We will ignore for the moment the possible presence of the M piece, as indeed happens in typical hybrid inflation models. From the equation $Q = m(\phi)$ we see that each value of Q corresponds to a particular value of ϕ through² $\phi = Q/c(Q)$ (note that c also depends on Q according to its own RGE).

The ϕ -derivatives of the potential (13) and the corresponding slow-roll parameters can be easily calculated using

$$\frac{dQ}{d\phi} = \frac{Q}{\phi}\alpha = c\alpha , \quad (14)$$

where

$$\frac{1}{\alpha} = 1 - \frac{\beta_c}{c} , \quad \text{and} \quad \beta_c = \frac{dc}{d \ln Q} . \quad (15)$$

In particular,

$$\begin{aligned} V' &= \alpha \frac{\beta}{\phi} , \\ V'' &= -\alpha \frac{\beta}{\phi^2} \left[1 - \alpha \frac{\dot{\beta}}{\beta} - \alpha^2 \left(\frac{\dot{\beta}_c}{c} - \frac{\beta_c^2}{c^2} \right) \right] , \end{aligned} \quad (16)$$

where the dots stand for derivatives with respect to $\ln Q$.

Notice that from eq. (5) we can relate the wave-number k with the scale Q :

$$\ln \frac{k_0}{k} \simeq -\frac{\rho}{\beta c^2 M_p^2} (Q_0^2 - Q^2) = -\frac{3H^2}{\beta c^2} (Q_0^2 - Q^2) . \quad (17)$$

(This expression is exact in the small-coupling approximation.) Therefore, the spectral index at different k scans physics at the corresponding (high-energy) scale. We analyze next this connection in detail.

2.1 Small-coupling regime

In the regime of very small coupling constants one has $\beta_c/c \ll 1$, and thus $\alpha \simeq 1$, and we can also neglect all terms within the square brackets in (16), except the first one.

²We take c and ϕ as positive, which is always possible through field redefinitions.

Then

$$\epsilon \simeq \frac{1}{2} \frac{M_p^2}{\phi^2} \left(\frac{\beta}{\rho} \right)^2, \quad \eta \simeq -\frac{M_p^2}{\phi^2} \frac{\beta}{\rho} \simeq -2 \left(\frac{\beta}{\rho} \right)^{-1} \epsilon, \quad \xi \simeq 2\eta^2, \quad (18)$$

so $\epsilon \ll \eta$, as usual, and thus $n - 1 \simeq 2\eta$.

From the previous expressions it is clear that in this regime there exist very strong and model-independent relations between the observable parameters. The running of n with $\ln k$ is given by

$$\frac{dn}{d \ln k} \simeq -2\xi \simeq -4\eta^2 = -(n - 1)^2, \quad (19)$$

where we have used eqs. (6) and (18). Consequently, $dn/d \ln k$ is negative, as suggested by observation, though its value tends to be quite small. In fact the sign of $n - 1$ cannot change along the inflationary process, which would contradict the WMAP indication of n crossing the $n = 1$ value. The sign of $dn/d \ln k$ and the correlation of its absolute value with that of $n - 1$ are quite model-independent: they apply whenever the field dependence of the inflaton potential is well described simply by a $\ln \phi$. If the value of β changes along the inflationary course, e.g. if some threshold of extra particles is crossed in the way, this correlation still holds except in the neighborhood of the thresholds. The signs of the first derivative of the potential, $V' \simeq \beta/\phi$, and η (and thus $n - 1$) are also correlated; namely

$$\text{sign}(n - 1) = -\text{sign}(V') = -\text{sign}(\beta). \quad (20)$$

Notice that a change in the sign of $n - 1$ can only occur if V' vanishes, indicating the presence of a local minimum. Usually β (and thus V') is positive and therefore we naturally expect $n < 1$. Then ϕ rolls towards the origin, where the true minimum of the ϕ -potential is in typical hybrid inflation models [11]. Inflation ends either because the flatness condition gets violated below some critical value ϕ_c (as mentioned above) or because ϵ or (much more often) $|\eta|$ become $\mathcal{O}(1)$. In this respect, notice that ϵ and $|\eta|$ increase as ϕ rolls to smaller values. On the contrary, if β (and thus V') is negative, then $n > 1$, ϕ runs away and the slow roll parameters ϵ and η get smaller as time goes by. Inflation would not stop unless ϕ reaches some critical value where the tree-level flatness ends and all the fields go to the true minimum. This is not the most common situation, but it cannot be excluded (see *e.g.* [12–14]).

In the usual case, with inflation ending because η gets $\mathcal{O}(1)$ (which according to the previous discussion requires $\eta < 0$) and in the absence of thresholds of new physics during the inflationary process³ the number of e-folds, N_e , since t_* until the end of inflation can be easily computed plugging (18) in eq. (2) and is simply

$$N_e \simeq -\frac{1}{2} \left[\frac{1}{\eta(\phi_*)} - \frac{1}{\eta(\phi_{end})} \right] \simeq -\frac{1}{2\eta(\phi_*)} . \quad (21)$$

If there are no other steps of inflation (see footnote 1), then $N_e = 50 - 60$; otherwise it could be smaller. Then the value of the spectral index at the beginning of inflation is given by

$$n_* \equiv n(k_*) \simeq 1 + 2\eta(\phi_*) \simeq 1 - \frac{1}{N_e} , \quad (22)$$

which means $n_* \leq 0.983$ (the equality holds for $N_e = 60$, i.e. if there are no additional steps of inflation). For a given value of β/ρ this also fixes the initial value ϕ_* through eq. (18). In addition, we can use (22) to write eq. (19) in an integrated form as

$$n = 1 - \frac{1}{N_e - \ln(k/k_*)} . \quad (23)$$

For later use, it is convenient to rewrite this in terms of the initial value of the spectral index, n_* given by eq. (22), as

$$n = n_* + \frac{1}{N_e} - \frac{1}{N_e - \ln(k/k_*)} . \quad (24)$$

If inflation ends by the breaking of the flatness condition, eqs. (22–24) hold, replacing $N_e \rightarrow -1/[2\eta(\phi_*)]$. This also holds for the $\beta < 0$ (and thus $n > 1$) case. Finally, note that there is no problem in reproducing the observed scalar power spectrum (7): for a given value of β/ρ , this can be achieved with an appropriate value of $V \equiv \rho$, according to eq. (3).

In summary, in the small coupling regime the predictions of tree-level-flat inflation models (including many hybrid inflation models) on the size and running of the spectral index are quite neat and model-independent. Forthcoming WMAP analyses could either confirm or falsify them (e.g. if the crossing of n through $n = 1$ is verified).

³A detailed study with thresholds is performed in subsection 4.1.

2.2 Not-so-small-coupling regime

If the β -functions are positive (as usual, see the above discussion), couplings grow in the ultraviolet and there will be a scale where the second and third terms within the square brackets in (16) compete with the first one. Since they naturally have the opposite sign, one can expect that at sufficiently high scales (which means initial stages of inflation) the sign of η , and thus $n - 1$, may get positive, which therefore could account for the preliminary indication of WMAP. Notice in particular that, since eq. (18) for η is not a valid approximation anymore, the previous correlation (20) between the signs of V' and η does not hold, which allows η to pass from positive to negative values without the presence of an extremal point of the potential V . As a matter of fact, we find this behaviour absolutely natural, and even unavoidable in this regime. However, to reproduce the WMAP preliminary indication on the running spectral index *and* the other physical requirements at the same time (in particular, a sufficient number of e-folds) is not a trivial matter. This will be analyzed for typical examples in sect. 3.

The running of the spectral index can be computed, taking into account that, as long as $\beta/\rho \ll 1$, still $\epsilon \ll |\eta|$ (except within the close neighborhood of the point where η vanishes), so $n \simeq 1 + 2\eta$, and

$$\frac{dn}{d \ln k} \simeq 2 \frac{d\phi}{d \ln k} \frac{d\eta}{d\phi} = -2M_p \sqrt{2\epsilon} \frac{d\eta}{d\phi}, \quad (25)$$

where $d\eta/d\phi$ can be straightforwardly evaluated using the whole expression for η from (16), taking into account the implicit dependence on ϕ through the one on Q with the help of eq. (14). Similarly, the number of e-folds is computed using eqs. (2, 16). In the next section we will show explicit expressions for these quantities in particular examples.

3 An explicit example

In the previous section we claimed that, within the hybrid inflation framework, it is natural to expect a running spectral index, even crossing the $n = 1$ value, if the scale of the initial stages of inflation is high enough. Now we will explicitly show that this is the case by working out a popular example of hybrid inflation, namely the first example of hybrid D-term inflation, proposed by Binétruy and Dvali [15].

The model is globally supersymmetric with canonical Kähler potential, and with superpotential⁴

$$W = \Phi(\lambda H_+ H_- - \mu^2) , \quad (26)$$

where λ and μ^2 are real constants and Φ, H_+, H_- are chiral superfields. H_\pm have charges ± 1 with respect to a $U(1)$ gauge group with gauge coupling g and a Fayet-Iliopoulos term ξ_D . The associated tree-level scalar potential is given by $V_0 = V_F + V_D$, with

$$\begin{aligned} V_F &= \left| \lambda H_+ H_- - \mu^2 \right|^2 + \lambda^2 \left(|H_-|^2 + |H_+|^2 \right) |\Phi|^2 , \\ V_D &= \frac{g^2}{2} \left(|H_+|^2 - |H_-|^2 + \xi_D \right)^2 , \end{aligned} \quad (27)$$

(the fields in these expressions are the scalar components of the chiral superfields). The global minimum of the potential is supersymmetric (i.e. $V_F = 0, V_D = 0$) and occurs at $\Phi = 0, |H_\pm|^2 = (\mp \xi_D + \sqrt{\xi_D^2 + 4\mu^4/\lambda^2})/2$. But for large enough $|\Phi|$

$$|\Phi|^2 > |\Phi_c|^2 = \frac{1}{\lambda^2} \Delta , \quad \Delta \equiv \sqrt{g^4 \xi_D^2 + \lambda^2 \mu^4} , \quad (28)$$

the potential has a minimum at $H_\pm = 0$ and is flat in Φ . This flat direction is two dimensional because Φ is complex, $\Phi = (\phi_R + i\phi_I)/\sqrt{2}$. In the following, we examine the potential along the real part $\phi \equiv \phi_R$. All our results would be the same along any other radial direction. It is in this flat region where hybrid inflation takes place. The tree-level potential during this period is simply

$$V_0 \equiv \rho = \mu^4 + \frac{1}{2} g^2 \xi_D^2 . \quad (29)$$

The one-loop correction is given by

$$\Delta V_1 = \frac{1}{32\pi^2} \sum_{i=\pm} \left[\tilde{m}_i^4 \ln \frac{\tilde{m}_i^2}{Q^2} - m_i^4 \ln \frac{m_i^2}{Q^2} \right] , \quad (30)$$

where m_i^2 (\tilde{m}_i^2) are the ϕ -dependent square masses of the fermionic (scalar) components of the H_\pm superfields:

$$m_\pm^2 = m^2(\phi) \equiv \frac{1}{2} \lambda^2 \phi^2 , \quad \tilde{m}_\pm^2 = m^2(\phi) \pm \Delta . \quad (31)$$

In practice, \tilde{m}_\pm^2 is dominated by the $m^2(\phi)$ contribution. To see this, notice that the condition $m^2(\phi) = \Delta$ (i.e. $\tilde{m}_-^2 = 0$) precisely corresponds to the point $\phi = \phi_c$, below

⁴We follow here the formulation with a tadpole for Φ in the superpotential as in ref. [14], where this model was analyzed in connection with the issue of decoupling.

which the flatness of the potential breaks down and inflation cannot continue. Since the number of e-folds goes as $\sim \phi^2$, most of the e-folds have been produced at larger (usually much larger) values of ϕ^2 , where $m^2(\phi) \gg \Delta$. This is particularly true in the region of interest for us, i.e. the initial stages of inflation. Furthermore, as we will see below, inflation ordinarily ends before $\phi^2 = \phi_c^2$, namely when η becomes $\mathcal{O}(1)$, which normally occurs for much larger ϕ^2 . In consequence, ΔV_1 can be written as

$$\Delta V_1 = \frac{1}{8\pi^2} \Delta^2 \ln \frac{m(\phi)}{Q} + \mathcal{O}\left(\frac{\Delta^2}{m^4(\phi)}\right), \quad (32)$$

so $V = V_0 + \Delta V_1$ is of the generic form shown in eq. (11).

The various β -functions, defined as derivatives with respect to $\ln Q$, are given by

$$\beta = \frac{1}{8\pi^2} \Delta^2, \quad (33)$$

$$\beta_g = \frac{1}{8\pi^2} g^3, \quad (34)$$

$$\beta_{\xi_D} = 0, \quad (35)$$

$$\beta_\lambda = \frac{1}{16\pi^2} \lambda(3\lambda^2 - 4g^2), \quad (36)$$

$$\beta_{\mu^2} = \frac{1}{16\pi^2} \lambda^2 \mu^2. \quad (37)$$

In the leading-log approximation the radiatively-corrected potential is simply given by ρ evaluated at the scale $Q = m(\phi) = \lambda\phi/\sqrt{2}$; in the notation of sect. 2,

$$c \equiv \lambda/\sqrt{2}. \quad (38)$$

Concerning the end of inflation, this occurs at $\phi_{\text{end}} = \text{Max}\{\phi_c, \phi_\eta\}$, where ϕ_c marks the end of tree-level flatness and is given in eq. (28), and ϕ_η corresponds to the point where $\eta = \mathcal{O}(1)$. Using eq. (18) for an estimate,

$$\phi_\eta^2 \simeq M_p^2 \frac{\beta}{\rho}. \quad (39)$$

It is easy to see that $\phi_c < \phi_\eta$ for a wide range of $\{g, \lambda\}$ so that, normally, inflation ends when $\eta = \mathcal{O}(1)$. E.g. for $g \sim \lambda$ and using eqs. (3) and (7), taking into account that $\phi(k_0)$ in (3) and (7) should be at least equal to ϕ_η , one finds that this occurs for $g, \lambda \gtrsim 9 \times 10^{-2}$. More realistically, when $\phi(k_0) \sim M_p$, this occurs for $g, \lambda \gtrsim 10^{-3}$.

Now, a successful inflationary process, consistent with the WMAP constraints, should satisfy the following requirements

- i)* At least 50–60 e-folds of inflation.
- ii)* A correct power spectrum of the scalar perturbations at $k_0 = 0.002 \text{ Mpc}^{-1}$, as given by eqs. (3) and (7).
- iii)* Running spectral index with $n - 1$ passing from positive to negative during the first few e-folds of inflation (after t_*), with $dn/d \ln k = \mathcal{O}(-0.05)$.

As discussed in the Introduction, the experimental status of requirement *iii)* is still uncertain, but we will examine here the possibilities of fulfilling it in this context. Likewise, condition *i)* can be relaxed if there are several steps of inflation, as discussed in footnote 1. In the latter case 7–10 e-folds (i.e. the range covered by WMAP with the optional complement of additional observations) might be acceptable.

If g and λ are small, β remains essentially constant (and positive) during inflation. Then the results of sect. 2 apply, in particular $n < 1$, with a slight running $dn/d \ln k < 0$, as given by eqs. (19), (22) and (23). According to that discussion, it is not possible in this regime to fulfill condition *iii)*, i.e. a running spectral index crossing through $n = 1$.

In consequence we will focus for the rest of this section in the case of more sizeable coupling constants. Let us first verify that the slow roll conditions are fulfilled. In this regime ϵ and η are deduced from eqs. (16). Taking into account that $\alpha = \mathcal{O}(1)$ and that $\dot{\beta}$ is at most $\mathcal{O}(\beta)$, it is clear that $\eta = \mathcal{O}(M_p^2 \beta / \rho \phi^2)$ and $\epsilon = \mathcal{O}(\eta \beta / \rho)$. Therefore $\epsilon, |\eta| \ll 1$ as long as

$$\frac{\beta}{\rho} \ll \frac{\phi^2}{M_p^2}, \quad (40)$$

which naturally leads to $\beta \ll \rho$. A simple way of guaranteeing this is to take

$$\frac{g^2}{\lambda^2} \ll \frac{\mu^4}{g^2 \xi_D^2} \ll \frac{1}{2}, \quad (41)$$

i.e. β is dominated by the Yukawa contribution:

$$\beta \simeq \frac{\lambda^2 \mu^4}{8\pi^2}, \quad (42)$$

and ρ is dominated by the D-term (Fayet-Iliopoulos) contribution:

$$\rho \simeq \frac{1}{2} g^2 \xi_D^2. \quad (43)$$

Imposing (41) is by no means the only way of satisfying the slow-roll conditions [e.g. reversing the inequalities in (41) would also work], but it is particularly simple and useful for a clear analytic discussion⁵.

Using this dominance of the Yukawa coupling, we can evaluate ϵ and η from eqs. (16)

$$\begin{aligned}\epsilon &= \frac{1}{2}\alpha^2\frac{M_p^2}{\phi^2}\left(\frac{\beta}{\rho}\right)^2, \\ \eta &= \alpha\frac{M_p^2}{\phi^2}\frac{\beta}{\rho}\left[-1 + \frac{\lambda^2}{2\pi^2}\left(\alpha + \frac{9}{32}\frac{\lambda^2}{2\pi^2}\alpha^2\right)\right],\end{aligned}\tag{44}$$

with

$$\frac{1}{\alpha} = 1 - \frac{\beta\lambda}{\lambda} = 1 - \frac{3\lambda^2}{16\pi^2}.\tag{45}$$

As announced in the previous section, there is a scale, say Q_0 , at which $\eta \simeq 0$ and $n - 1$ passes from positive to negative. From (44), the corresponding value of λ , $\lambda_0 \equiv \lambda(Q_0)$, turns out to be independent of the other parameters of the model, namely

$$\frac{\lambda_0^2}{(4\pi)^2} = \frac{1}{15}(7 - \sqrt{34}) \simeq 0.078.\tag{46}$$

The coupling λ_0 is quite sizeable ($\lambda_0 \simeq 3.51$), but well within the perturbative range, $\lambda_0^2/(4\pi)^2 \ll 1$. It is perfectly possible that Q_0 is crossed during the first few e-folds after t_* (recall $Q = \lambda\phi/\sqrt{2}$), so that this hybrid inflation model (and in general any tree-level-flat inflation model) is able to implement the crossing of the spectral index through $n = 1$ at small k . However, to reproduce the suggested value of $dn/d\ln k$ and a sufficient number of e-folds at the same time [i.e. conditions *i*), *iii*) above] is not that easy, as we show next.

From eq. (2), the number of e-folds between Q_0 and the end of inflation can be written as

$$N_e^0 = \frac{1}{M_p^2} \int_{Q_{\text{end}}^2}^{Q_0^2} \frac{1}{\alpha^2\lambda^2} \frac{\rho}{\beta} dQ^2$$

⁵Actually, once global supersymmetry is promoted to supergravity, requiring $\mu^4 \ll g^2\xi_D^2/2$ [i.e. the second inequality of (41), and thus eq. (43)] is mandatory for almost any form of the Kähler potential, K . The reason is the well-known η -problem, i.e. the appearance of an $\mathcal{O}(H^2)$ mass term for the inflaton (and thus $\eta \sim 1$) if $V_F \sim V$. However, it is remarkable that for the superpotential of this model, eq. (26), and minimal Kähler potential, $K = |\Phi|^2$, no such mass term is generated due to an amusing cancellation of contributions.

$$\begin{aligned}
&\simeq -\frac{64\pi^4}{3} \left[\frac{Q_0^2}{M_p^2} \frac{g^2 \xi_D^2}{\mu_0^4} \right] \lambda_0^{2/3} \exp \left[\frac{16\pi^2}{3\lambda_0^2} \int_{1/\lambda_{\text{end}}^2}^{1/\lambda_0^2} x^{7/3} \left(1 - \frac{3}{16\pi^2 x} \right)^2 \exp \left[-\frac{16\pi^2 x}{3} \right] dx \right. \\
&\simeq 0.303 \left[\frac{Q_0^2}{M_p^2} \frac{g^2 \xi_D^2}{\mu_0^4} \right] = 1.818 \left[\frac{Q_0^2 H^2}{\mu_0^4} \right], \tag{47}
\end{aligned}$$

where $\mu_0 = \mu(Q_0)$. In the first line we have performed a change of variable $\phi \rightarrow Q^2$ with respect to the expression (2). In the second line we have changed variables once more, $Q^2 \rightarrow x = 1/\lambda^2$, neglecting the $\propto g^2$ contributions to the RGEs of λ and g^2 as well as the μ^4 contribution to ρ , according to assumption (43). Finally, in the last line we have taken into account that the contribution to the integral coming from small values of λ is negligible, so we have replaced $\lambda_{\text{end}} \rightarrow 0$, λ_0 by the value quoted in (46), and evaluated the integral numerically. The final result turns out to be a very good approximation, provided eq. (41) is fulfilled. Notice that, since the point Q_0 (i.e. where $n = 1$) should be crossed after the first few e-folds of inflation, N_e^0 should be $\mathcal{O}(50)$ [unless there are subsequent episodes of inflation, in which case it could be as small as $\mathcal{O}(1)$].

On the other hand, the running $dn/d \ln k$ can be straightforwardly evaluated using (6). It gets a particularly simple form when evaluated at the scale Q_0 , where $\eta = 0$, $n \simeq 1$:

$$\begin{aligned}
\left. \frac{dn}{d \ln k} \right|_{Q_0} &= -\frac{3}{4} \lambda_0^4 \alpha_0^5 (3\alpha_0 - 1) \left(\frac{\lambda_0^2}{4\pi^2} \right)^4 \left[\frac{Q_0^2}{M_p^2} \frac{g^2 \xi_D^2}{\mu_0^4} \right]^{-2} \\
&\simeq -11.847 \left[\frac{Q_0^2}{M_p^2} \frac{g^2 \xi_D^2}{\mu_0^4} \right]^{-2} = -0.33 \left[\frac{Q_0^2 H^2}{\mu_0^4} \right]^{-2}, \tag{48}
\end{aligned}$$

where we have used (46) for the numerical estimate. Clearly, N_e^0 and $dn/d \ln k|_{Q_0}$ depend on the same combination of input parameters (the one in square brackets); and the product $(N_e^0)^2 \times (dn/d \ln k|_{Q_0})$ turns out to be independent of them

$$-(N_e^0)^2 \times \left. \frac{dn}{d \ln k} \right|_{Q_0} \simeq 1.1. \tag{49}$$

This constraint makes it impossible to fulfill $dn/d \ln k|_{Q_0} = \mathcal{O}(-0.05)$ and $N_e^0 \sim \mathcal{O}(50)$ simultaneously. However $N_e^0 \sim \mathcal{O}(5)$ is perfectly possible, which means that the model can account for the indication of WMAP, provided there exist subsequent episodes of inflation.

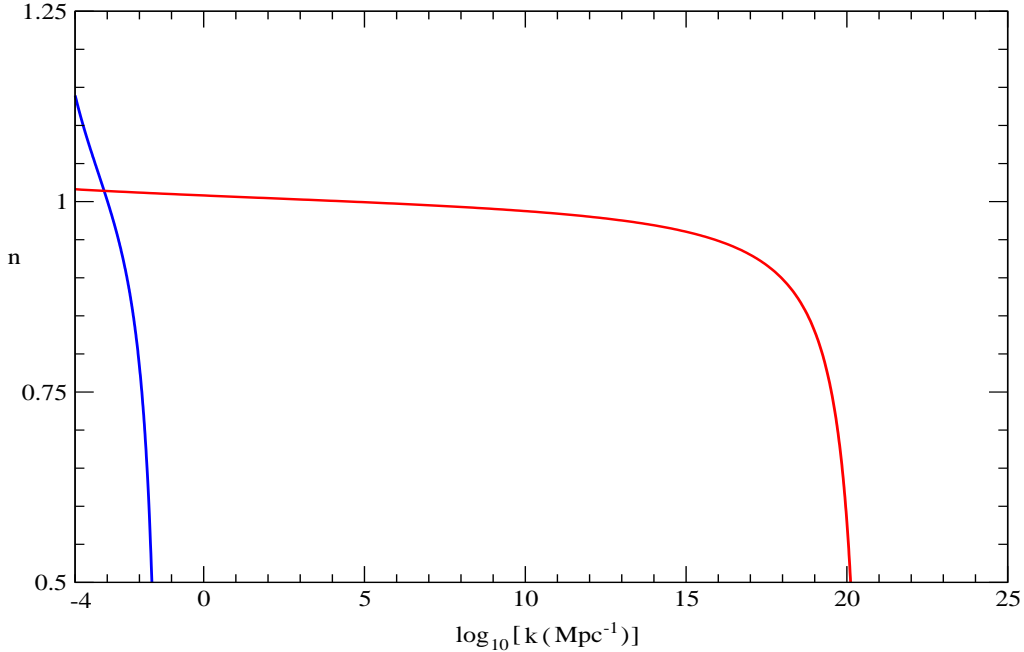


Figure 1: Scalar spectral index as a function of $\log_{10}[k(\text{Mpc}^{-1})]$ for the inflaton potential of eqs. (29) and (30) for two different choices of parameters: one to get right N_e and the other to get right $dn/d \ln k$.

The previous behaviour is illustrated by Fig. 1 which gives the spectral index n as a function of the scale wave-number k . The flat red curve [corresponding to $g_* = 0.02$, $\lambda_* = 4$, $\mu_*^2 = (3.6 \times 10^{-4} M_p)^2$, $\xi_D = (1.2 \times 10^{-2} M_p)^2$, $\phi_* = 0.28 M_p$] is able to accommodate a large $N_e \simeq 57$ but has very small running. The steep blue curve instead [with the same parameters except for $\mu_*^2 = (1.9 \times 10^{-3} M_p)^2$ and $\xi_D = (3.6 \times 10^{-2} M_p)^2$] has a sizeable $dn/d \ln k \simeq -0.075$ but fails to give enough e-folds: $N_e \simeq 7$.

Interestingly, there is no problem in reproducing the observed scalar power spectrum (7). Notice that P_k in eq. (3) is now

$$\begin{aligned}
 P_k|_{Q_0} &= \frac{4\pi^2}{3} \frac{1}{\alpha_0^2 \lambda_0^6} \frac{(g^2 \xi_D^2)^2}{M_p^4 \mu_0^4} \left[\frac{Q_0^2}{M_p^2} \frac{g^2 \xi_D^2}{\mu_0^4} \right] \\
 &\simeq 4.14 \times 10^{-4} \frac{(g^2 \xi_D^2)^2}{M_p^4 \mu_0^4} \left[\frac{Q_0^2}{M_p^2} \frac{g^2 \xi_D^2}{\mu_0^4} \right] = 0.089 \frac{H^4}{\mu_0^4} \left[\frac{Q_0^2 H^2}{\mu_0^4} \right]. \quad (50)
 \end{aligned}$$

Clearly, for any given value of the quantity in the square brackets, it is possible to vary the parameters so that the prefactor of (50) changes in order to fit the observed P_k . Incidentally, the pivotal scale in the analysis of ref. [3], $k_0 = 0.002 \text{ Mpc}^{-1}$ (which corresponds to ~ 3 e-folds) approximately coincides with the stage at which $n \simeq 1$ (i.e. when $Q = Q_0$). This is a fortunate circumstance to perform rough estimates.

In summary, the simple hybrid inflation model of ref. [15], in the small coupling regime, produces the general results shown in subsect 2.1, with very clean predictions, in particular $n < 1$ with a mild $dn/d\ln k < 0$ running. In the regime of sizeable couplings, the model can account for the scalar power spectrum at the pivotal scale and a running spectral index crossing $n = 1$ at a suitable scale with the suggested slope, $dn/d\ln k = \mathcal{O}(-0.05)$. However, the number of e-folds produced is rather small, so this possibility is not viable unless there are subsequent episodes of inflation.

The previous analysis can be repeated for an arbitrary number of pairs of H_{\pm} fields, using the formulae given in Appendix A. The results do not change much, except for the fact that the value of λ_0 scales as $1/\sqrt{N}$. Also, the right hand side of eq. (49) depends slightly on the value of N , being always $\lesssim 1.1$.

Of course, one cannot exclude that other tree-level-flat models are able to reproduce such running spectral index without the above limitation for the number of e-folds. To achieve this one needs sizeable η at high scale, so that the spectral index runs appreciably in the the first stages of inflation, *and* small ϵ at lower scales, so that a sufficient number of e-folds is produced. This implies that β (and thus the relevant coupling constants) must evolve from sizeable values at high scale to substantially smaller values at lower scales. The faster such evolution, the easier to accomplish both requirements. Since this evolution is a result of the RG running, one can imagine scenarios where it is speeded up. For example, if some threshold of new physics is crossed in the inflationary course, the β -functions may suffer quick changes, as desired. However the analysis has to be done carefully to eliminate spurious effects, as we shall see shortly. On the other hand, the existence of new physics can have other (even more) interesting implications.

In the next section we analyze carefully the various effects of thresholds of new physics in the inflationary process.

4 Thresholds of new physics

The Lagrangian responsible for the inflationary process can well be an effective theory of a more fundamental theory at a higher scale. Actually, since during inflation the characteristic scale is changing (following the value of the inflaton field), it may even happen that some threshold of new physics, say Λ , is crossed in that process. In either case one can expect effects from the new physics in the details of inflation.

For the kind of inflationary models we are considering in this paper, namely tree-level-flat models, there can be two main types of new physics: 1) new physics that does not spoil the tree-level flatness of the potential and 2) new physics that does spoil it. In case 1), the new physics can only affect the form of the initial Lagrangian through radiative corrections. If Λ is above the scales of the whole inflationary process, these effects are suppressed by the ratio of the scales, $\sim (\phi/\Lambda)^n$, besides the typical loop suppression factors. Thus we expect them to be much less important than the radiative effects calculated within the effective theory considered in previous sections. On the other hand, if Λ is crossed in the inflationary course, the effective potential and the various RGEs involved will get modified, which can have interesting implications, as mentioned at the end of sect. 3. In contrast, for case 2) the new physics can show up, even below Λ , through non-renormalizable operators in the tree-level potential, suppressed by $\sim (\phi/\Lambda)^n$. Actually, in case 2) it is not realistic to suppose that Λ is crossed during inflation, since above Λ the new physics will usually spoil the slow-roll conditions. Next we will explore possibilities 1) and 2) in turn.

4.1 Thresholds crossed in the inflationary process

Let us suppose that the inflaton potential is flat at tree-level and the 1-loop radiative correction, ΔV_1 , contains contributions from states with different masses. This generalizes the situation discussed in sect. 2. To be concrete, consider two types of particles with masses $m(\phi)$ and $M(\phi)$ satisfying $m(\phi) \ll M(\phi)$. The 1-loop effective potential reads

$$V(\phi) = \rho(Q) + \beta_l \ln \frac{m(\phi)}{Q} + (\beta_h - \beta_l) \ln \frac{M(\phi)}{Q} . \quad (51)$$

The tree-level potential, ρ , depends implicitly on Q , as indicated, with RGE corresponding to the full theory, $d\rho/d\ln Q = \beta_h$. Notice that β_l is the corresponding β -function when only the light particles are present. Generically, $m^2(\phi) = m^2 + c^2\phi^2$, $M^2(\phi) = M^2 + C^2\phi^2$, where m and M do not depend on ϕ , and c and C are coupling constants.

As mentioned above, we focus on the interesting situation in which the scale of inflation crosses the threshold M where the heavier particles decouple. In that case one needs a reliable prescription to evaluate $V(\phi)$ above and below the threshold. In particular one should take care of potentially large logarithms in the potential (51)

and higher order corrections to it. In the case of just one type of mass, say $m(\phi)$, this can be achieved by choosing $Q = m(\phi)$, so that the unique log in the radiative correction cancels and $V(\phi) = \rho[Q(\phi)]$. This corresponds to summing up the leading-log contributions in V to all loops. This simple procedure is not possible here because of the two different logs in (51). Then, a convenient approach is to perform the integration of the RGEs in an effective theory framework. To this end, we consider two different regions for the potential. In the high energy region, when $\{Q, m(\phi)\} \geq M$, the potential, V_{high} , is as written in (51), with RGEs including the virtual effects of the heavy states. However, in the low energy region, defined by $\{Q, m(\phi)\} \leq M$, the potential, V_{low} , is defined by dropping the contribution from the heavy multiplets to the potential and to all RGEs. For this procedure to be consistent one has to match the high- and low-energy potentials, i.e. one has to add a piece $\delta_{th}V_{low}(\phi)$ to V_{low} to guarantee $V_{low} = V_{high}$ at $Q = M$. In this way one gets

$$V_{low}(\phi) = \rho(Q) + \beta_l \ln \frac{m(\phi)}{Q} + \delta_{th}V_{low}(\phi), \quad (52)$$

where ρ now runs with the low energy RGE, i.e. with β_l , and

$$\delta_{th}V_{low}(\phi) = (\beta_h - \beta_l)|_M \ln \frac{M(\phi)}{M}, \quad (53)$$

where the subindex M means that the quantity within the parenthesis is evaluated at $Q = M$. The additional piece $\delta_{th}V_{low}(\phi)$ can be expanded in powers of ϕ/M if desired: one would get ϕ operators suppressed by inverse powers of M , which is the reason one can discard such high energy remnants when interested in low energy physics. However we keep here the whole expression as we are also interested in the potential for values of ϕ in the neighbourhood of the threshold. Actually a correct treatment of that region is crucial for a reliable analysis. Notice for instance that since $\epsilon \sim 1/\phi$ most of the e-folds in the energy region below $Q = M$ are produced precisely near that threshold. The inclusion of the $\delta_{th}V_{low}(\phi)$ contribution usually increases ϵ , therefore decreasing (importantly) the number of low-energy e-folds, and should not be neglected.

The next step is to make a judicious choice of the renormalization scale Q . The simplest option is to take $Q(\phi) = m(\phi)$, which works well in both energy regimes (meaning that the explicit logarithms are never large). After doing that we get the following expressions for the potential in the two regions:

$$V_{high}(\phi) = \rho[Q(\phi)] + (\beta_h - \beta_l) \ln \frac{M(\phi)}{m(\phi)},$$

$$V_{low}(\phi) = \rho[Q(\phi)] + (\beta_h - \beta_l)|_M \ln \frac{M(\phi)}{M}. \quad (54)$$

As a matter of fact, the previous approximation may not be accurate enough in some cases, *e.g.* when the coupling constants involved are not so small. In particular, although V in (54) is continuous across the threshold by construction, the derivatives V' , V'' (and thus ϵ and η) are not. This is a spurious effect which is conveniently smeared out when the approximation is improved. This can be done by including higher-loop corrections to the effective potential. Indeed, without any further calculations, one can obtain the leading-log corrections at arbitrary loop order by using the Q -invariance of the potential. In particular, at 2-loop leading-log (2LL) the potential reads

$$\begin{aligned} V^{2LL}(\phi) &= \rho(Q) + \beta_l \ln \frac{m(\phi)}{Q} + (\beta_h - \beta_l) \ln \frac{M(\phi)}{Q} \\ &+ \frac{1}{2} \dot{\beta}_l \left[\ln \frac{m(\phi)}{Q} \right]^2 + \frac{1}{2} \left(\overset{\circ}{\beta}_h - 2 \overset{\circ}{\beta}_l + \dot{\beta}_l \right) \left[\ln \frac{M(\phi)}{Q} \right]^2 \\ &+ \left(\overset{\circ}{\beta}_l - \dot{\beta}_l \right) \ln \frac{m(\phi)}{Q} \ln \frac{M(\phi)}{Q}, \end{aligned} \quad (55)$$

where the circle (dot) indicates $d/d \ln Q$ in the high (low) energy region. Redoing the decoupling and matching procedure at the same scale $Q = M$, the corresponding expressions of V^{2LL} in the high and low energy regions read

$$\begin{aligned} V_{high}^{2LL}(\phi) &= \rho[Q(\phi)] + (\beta_h - \beta_l) \ln \frac{M(\phi)}{m(\phi)} + \frac{1}{2} \left(\overset{\circ}{\beta}_h - 2 \overset{\circ}{\beta}_l + \dot{\beta}_l \right) \left[\ln \frac{M(\phi)}{m(\phi)} \right]^2, \\ V_{low}^{2LL}(\phi) &= \rho[Q(\phi)] + (\beta_h - \beta_l)|_M \ln \frac{M(\phi)}{M} + \frac{1}{2} \left(\overset{\circ}{\beta}_h - 2 \overset{\circ}{\beta}_l + \dot{\beta}_l \right) \Big|_M \left[\ln \frac{M(\phi)}{M} \right]^2 \\ &+ \left(\overset{\circ}{\beta}_l - \dot{\beta}_l \right) \Big|_M \ln \frac{m(\phi)}{M} \ln \frac{M(\phi)}{M}. \end{aligned} \quad (56)$$

The V' , V'' derivatives are straightforward to evaluate by taking into account the ϕ -dependence of the scale, *i.e.* $Q^2(\phi) = m^2 + c^2 \phi^2$. An alternative procedure, starting with the 1-loop initial potential (51), to incorporate the leading-log corrections at arbitrary order is to perform the decoupling at the ϕ -dependent scale $M(\phi)$ (which leaves no threshold corrections) and then evaluate the potential at the $m(\phi)$ scale. In this way one obtains expressions for the potential in the high and low energy regions which coincide with those of the previous procedure. In particular, collecting the 2-loop leading-log contributions one exactly recovers the result (56).

To illustrate this general scheme of constructing the effective potential across thresholds of new particles, let us consider again the simple hybrid inflation model of sect. 3, but now with N additional pairs of $\{H_+, H_-\}$ fields with invariant mass M . The superpotential of the full (high-energy) theory reads

$$W = \Phi \left(\sum_{a=1}^{N+1} \lambda H_+^a H_-^a - \mu^2 \right) + \sum_{a=2}^{N+1} M H_+^a H_-^a , \quad (57)$$

where, for simplicity, we have taken equal Yukawa couplings for all the $\{H_+, H_-\}$ pairs. For large enough $|\Phi|$ the tree-level potential is flat, having the same form as in eq. (29)

$$V_0 \equiv \rho = \mu^2 + \frac{1}{2} g^2 \xi_D^2 . \quad (58)$$

The 1-loop effective potential has the form (51) (up to suppressed corrections) with

$$m^2(\phi) = \frac{1}{2} \lambda^2 \phi^2 , \quad M^2(\phi) = M^2 + \frac{1}{2} \lambda^2 \phi^2 , \quad (59)$$

where $\phi = \sqrt{2} \text{Re } \Phi$ and

$$\beta_l = \frac{1}{8\pi^2} \Delta^2 , \quad \beta_h = \frac{1}{8\pi^2} (N+1) \Delta^2 , \quad (60)$$

with $\Delta = \sqrt{g^4 \xi_D^2 + \lambda^2 \mu^4}$.

Using the above RGEs, we can also include the two-loop leading log corrections, simply making use of the general expressions (51) and (55):

$$\begin{aligned} V(\phi) &= \rho(Q) + \frac{1}{8\pi^2} \Delta^2 (L_m + N L_M) \\ &+ \frac{1}{(8\pi^2)^2} \left\{ \lambda^4 \mu^4 \left[2L_m^2 + 2N L_M L_m + N(N+1) L_M^2 \right] - 2\lambda^2 g^2 \mu^4 (L_m^2 + N L_M^2) \right. \\ &\quad \left. + g^6 \xi_D^2 (2L_m^2 + N L_m L_M + N^2 L_M^2) \right\} , \end{aligned} \quad (61)$$

where we have used the short-hand notation $L_m = \ln[m(\phi)/Q]$ and $L_M = \ln[M(\phi)/Q]$. We have checked that this potential agrees with the one obtained by using the expressions for the two-loop potential of generic supersymmetric models given in ref. [16] (which can also be used to add subleading logs and finite corrections).

The expressions for the potential above and below the threshold at M can be easily obtained following the effective approach described above. More precisely, one can write the potential in the high- and low-energy regions up to 1-loop or 2-loop leading log order using eqs. (54) and (56) respectively. The $\dot{\beta}_{l,h}$ and $\ddot{\beta}_{l,h}$ derivatives for the

latter can be easily extracted from (61) [by comparison with (55)], or calculated using the β -functions for the various parameters of the model involved in the expressions (60), which are given by eqs. (34–37) for the low-energy region and by eqs. (A.4–A.7) for the high-energy one. We do not present explicitly the corresponding formulas.

The results are somewhat better than in the case without thresholds analyzed in sect. 3. Nevertheless the conclusions are basically the same: The number of e-folds and the slope of the spectral index are correlated by an equation similar to (49), so that it is not possible to get $dn/d\ln k = \mathcal{O}(-0.05)$ and $N_e = 50 - 60$ at the same time. It is worth remarking that this happens in spite of the fact that the β functions undergo quick changes in the threshold region, as desired. However, the corrected potential [*e.g.* as given in eq. (56)] softens these effects and the net impact in N_e and $dn/d\ln k$ gets much reduced.

4.2 Thresholds of new physics above the inflationary scale

We consider now an even simpler modification of the inflationary potential. It assumes a scale of new physics, M , higher than the scales relevant to inflation. Nevertheless, inflation is affected through the presence of non-renormalizable operators of the inflaton field that lift the flat direction along which the inflaton rolls. It could appear naively that such operators should have a negligible impact on inflation whenever they can be reliably taken into account (*i.e.* $\phi^2/M^2 \ll 1$) but we show in this section that this is not the case. In fact, through such effects we are able to give a simple and complete potential that satisfies all three goals [*i*)-*iii*)] listed in section 3. The analysis can be carried out in a very model-independent way.

Let us start directly with an inflaton potential that reads

$$V(\phi) = \rho + \beta \ln \frac{m(\phi)}{Q} + \phi^4 \frac{\phi^{2N}}{M^{2N}} . \quad (62)$$

The first two terms just correspond to the generic one-loop potential we have discussed in previous sections. In the small-coupling regime, as in subsect. 2.1, we take β as a constant. The last term in (62) is a non-renormalizable operator (NRO) left in the low-energy theory after integrating out some unspecified physics at the high scale M . This scale absorbs any possible coupling in front of the operator. Of course $V(\phi)$ may contain other NROs of different order. Here we assume that the one shown in eq. (62) is the lowest order one; NROs of higher order will have a negligible impact compared

to it (provided they are suppressed by the same mass scale M). The sign and power we have assumed for this NRO are convenient to guarantee the stability of the potential. Notice also that an even power for this operator is what one expects generically in supersymmetric theories. In fact, the question of whether such potential can have a supersymmetric origin is very interesting and we leave its discussion for the end of this section.

Now we focus on studying whether a potential of the form (62) can reproduce the WMAP indications for a running n , and for what values of the potential parameters can it do so. By trivial inspection of the derivatives of $V(\phi)$ with respect to ϕ :

$$\begin{aligned} V'(\phi) &= \frac{\beta}{\phi} + 2(N+2)\phi^3 \frac{\phi^{2N}}{M^{2N}} , \\ V''(\phi) &= -\frac{\beta}{\phi^2} + 2(N+2)(2N+3)\phi^2 \frac{\phi^{2N}}{M^{2N}} , \\ V'''(\phi) &= 2\frac{\beta}{\phi^3} + 4(N+2)(2N+3)(N+1)\phi \frac{\phi^{2N}}{M^{2N}} , \end{aligned} \quad (63)$$

we realize that the NRO can have a significant impact on inflation when the small number $(\phi/M)^{2N}$ is comparable in size to β/ϕ^4 (which is also quite small). In other words, even for $\phi^2 \ll M^2$, the NRO can have an important effect because it gives a correction to a potential which is almost flat.

It is also immediate to realize from (63) that, for sufficiently large ϕ , the higher derivatives V'' , V''' (and thus η , ξ) can receive a large contribution from the NRO while the contribution to V' (and thus ϵ) is much less significant, thanks to the additional $(2N+3)$ and $(2N+3)(2N+2)$ factors in V'' , V''' . In consequence, as ϕ rolls down its potential the effect of the NRO quickly dies away and inflation proceeds as discussed in section 2 but, in the early stages of inflation the running of n can get important modifications from the NRO corrections, even though the values of V and (to some extent) V' are scarcely modified. Let us examine this in more quantitative terms.

The slow-roll parameters (1) can be readily found as a function of ϕ from the derivatives of the potential listed in (63). The ϵ parameter is much smaller than η and ξ , so $n \simeq 1 + 2\eta$ and $dn/d \ln k \simeq -2\xi$. In this way we obtain

$$\frac{dn}{d \ln k} \simeq -\frac{1}{N_e^2(\phi)} [1 + (2N+3)(N+1)r(\phi)] [1 + r(\phi)] , \quad (64)$$

where

$$r(\phi) \equiv 2(N+2) \frac{\phi^4}{\beta} \frac{\phi^{2N}}{M^{2N}} , \quad (65)$$

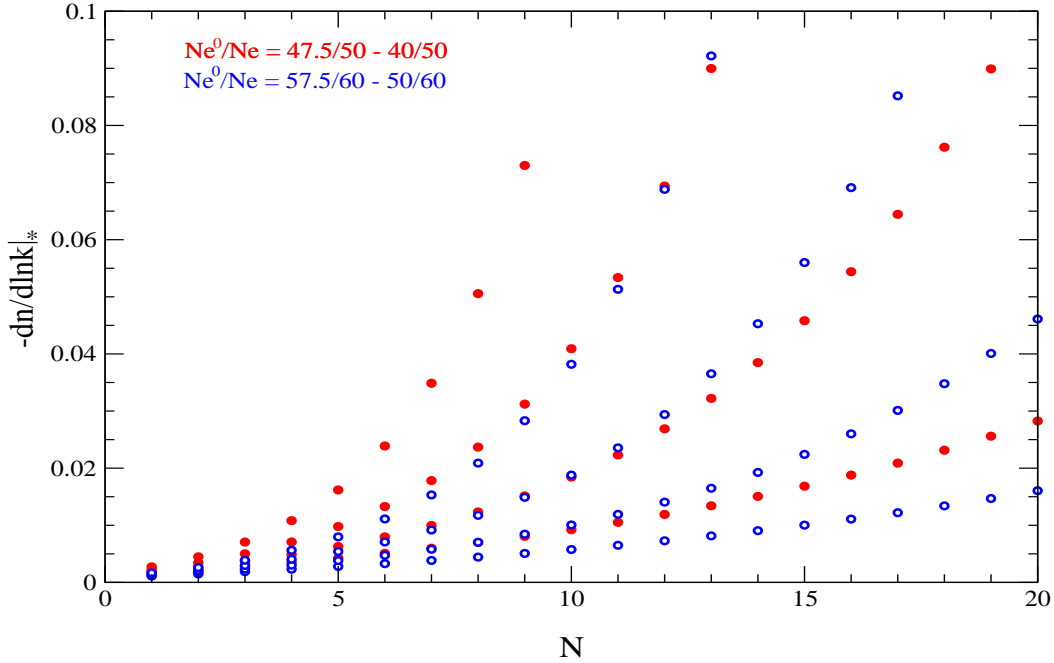


Figure 2: Running of the spectral index, given by $-dn/d\ln k|_*$, as a function of N for several values of N_e^0/N_e . Red solid (open blue) dots have $N_e = 50$ (60) and $N_e^0 = \{47.5, 45, 42.5, 40\}$ ($\{57.5, 55, 52.5, 50\}$), with higher values of N_e^0 giving smaller running.

and

$$N_e(\phi) = \frac{\rho\phi^2}{2\beta M_p^2}, \quad (66)$$

which is approximately the number of e-folds from ϕ till the end of inflation [obtained by neglecting the NRO contribution to $V'(\phi)$ in eq. (2)]. Applying eq. (64) to the starting point ϕ_* , it looks possible to get $N_e^2(dn/d\ln k|_*) \sim -125$, as suggested by WMAP, if N and/or $r(\phi_*)$ are not small. We analyze next whether this is feasible.

Let us call ϕ_0 the value of the inflaton at that particular point with $n = 1$. At ϕ_0 we should have $V''(\phi_0) \simeq 0$, which implies $r(\phi_0) \simeq 1/(2N + 3)$. Using the approximation of eq. (66) it is simple to get

$$r(\phi_*) \simeq \frac{1}{2N + 3} \left(\frac{N_e}{N_e^0} \right)^{N+2}, \quad (67)$$

where $N_e = N_e(\phi_*)$ is the total number of e-folds, and $N_e^0 = N_e(\phi_0)$; *i.e.* $n = 1$ after the first $N_e - N_e^0$ e-folds. Using Eqs. (64-67) we can find out what values of N are required to get enough running for n . This is shown in Figure 2, which gives $dn/d\ln k|_*$ as a function of N for different choices of N_e^0/N_e [corresponding to $k(\phi_0)$ not far from 10^{-2}Mpc^{-1}]. From this plot we see that large values of N are required to

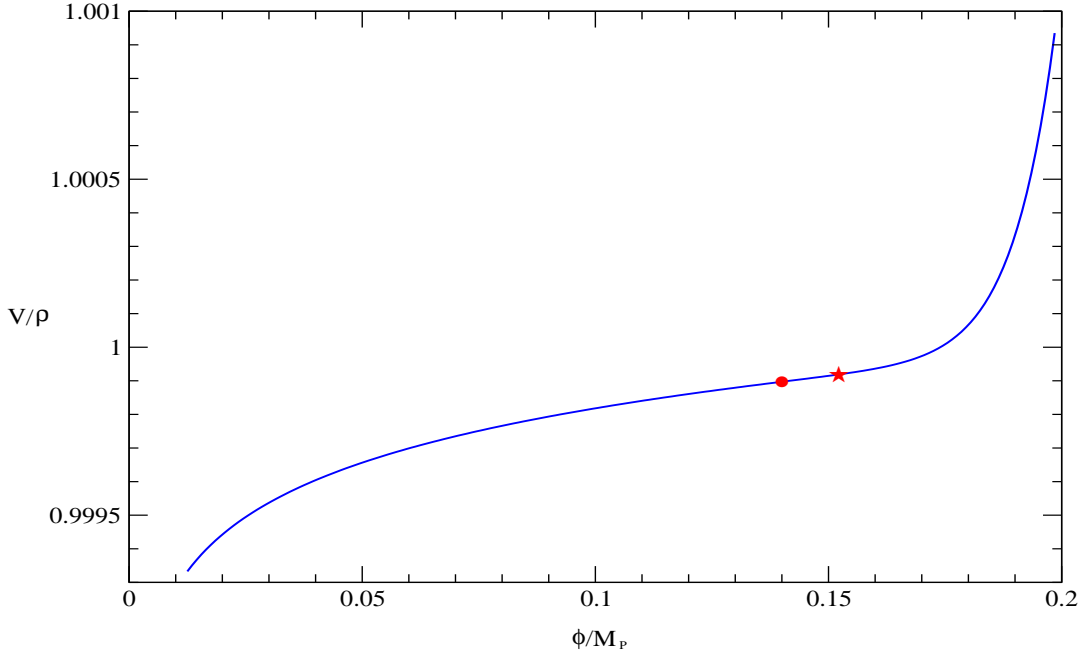


Figure 3: Inflaton effective potential (normalized to ρ) with a NRO as in eq. (62) for $N = 9$ and parameters as given in the text. The star marks ϕ_* and the circle, ϕ_0 .

get a significant running of n , with smaller N_e^0/N_e being preferred. As an example, let us take $N = 9$ and $N_e^0/N_e = 42.5/50$, which gives $dn/d \ln k|_* \simeq -0.03$.

For a fixed value of the scale of new physics, M , the quantities β and ρ are determined by the constraints of P_k and N_e : one finds $\rho \simeq (10^{-3} \sqrt{MM_p})^4$ and $\beta \simeq (10^{-4} M)^4$. Choosing for instance $M \simeq 0.95 M_p$ one further gets $dn/d \ln k|_* \simeq -0.03$ for $\phi_* \simeq 0.15 M_p$ while $\phi_0 \simeq 0.142 M_p$; the numerical values for the number of e-folds are $N_e \simeq 48.8$ and $N_e^0 \simeq 42.4$; and one gets $P_k \simeq (2.95 \times 10^{-9}) \times (0.8)$. Note that ϕ_*/M is sufficiently small for the effective theory with the NRO to be trustable. Figure 3 shows the effective potential as a function of ϕ/M_p , with ϕ_* indicated by a star and ϕ_0 by a circle. Notice how ϕ_* is below the range where the NRO starts to be important for $V'(\phi)$ [but not for $V''(\phi)$]. The upper plot in Figure 4 shows the slow-roll parameters as a function of ϕ/M_p . Inflation does not continue below $\phi \simeq 0.02 M_p$. Finally, the lower plot of Figure 4 gives the scalar spectral index as a function of $\log_{10} k(\text{Mpc}^{-1})$.

The running of the spectral index with k , as shown in the picture just mentioned, can be well approximated by

$$n = n_* + \frac{1}{N_e} - \frac{1}{N_e - \ln(k/k_*)}$$

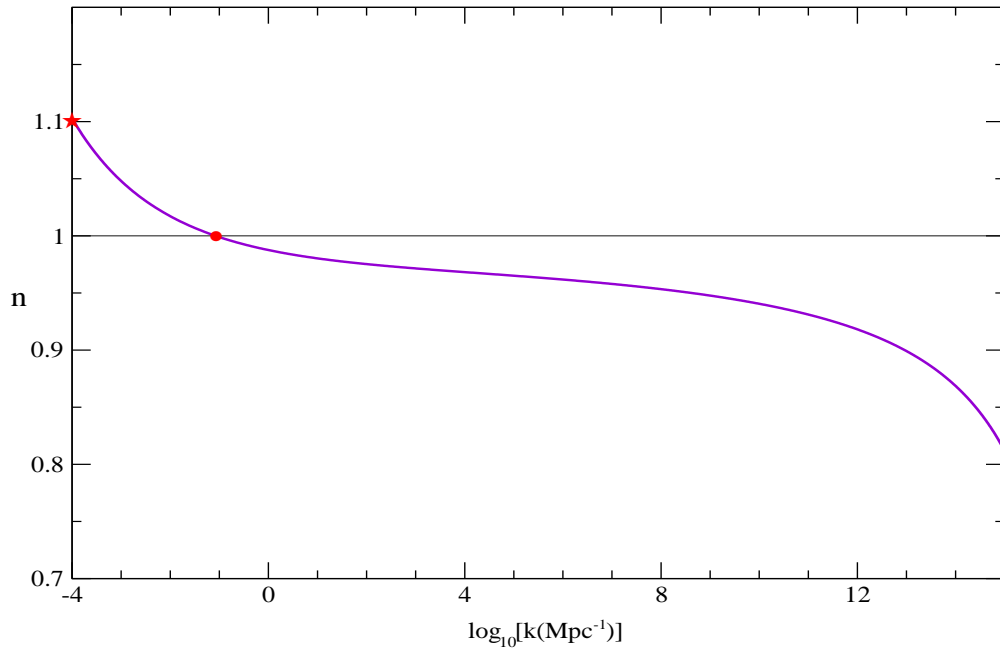
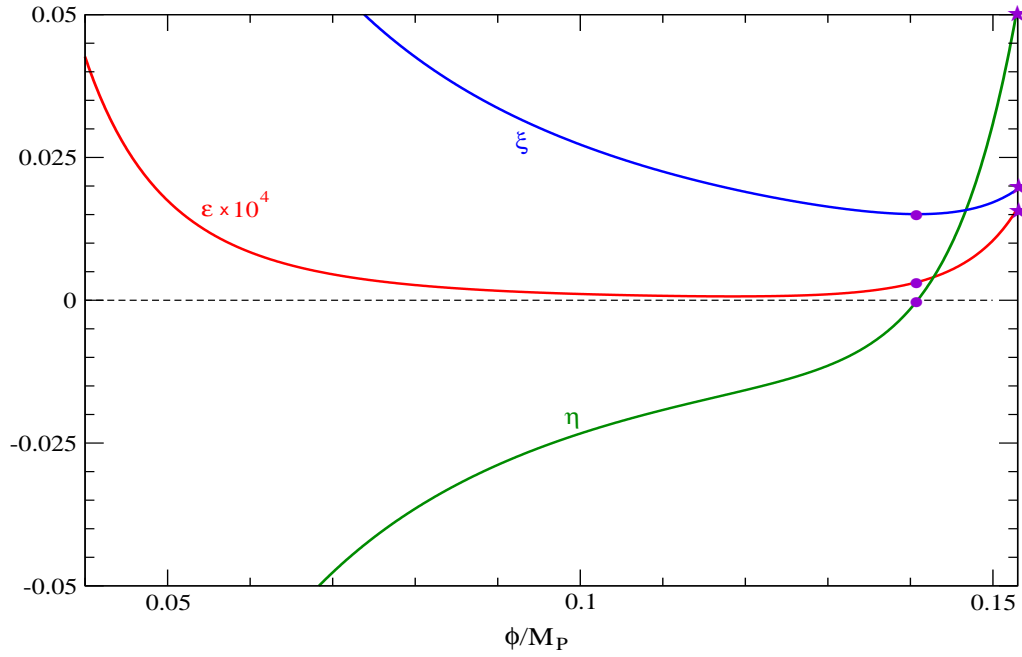


Figure 4: Slow-roll parameters (upper plot) and scalar spectral index as a function of scale in Mpc^{-1} (lower plot) for the inflaton potential of Figure 3.

$$- \frac{N_e}{(N+1)} \left(\frac{dn}{d \ln k} \Big|_* + \frac{1}{N_e^2} \right) \left[\left(1 - \frac{1}{N_e} \ln \frac{k}{k_*} \right)^{N+1} - 1 \right]. \quad (68)$$

The first line is the same as eq. (24), which is valid for (weak coupling) potentials with a radiative dependence on the logarithm of the inflaton field. The effect of the NRO is explicitly seen as the additive term in the second line.

As already discussed in connection with Figure 2, stronger running of the spectral index can be achieved if N is larger. This leads us to the next important question: how reasonable is it to expect a non-renormalizable operator with *e.g.* $N = 9$ or even larger? Recall that, for the previous mechanism to work, such operator should be the leading one. This is not a serious problem because supersymmetric flat directions as the one we are using for inflation can be protected against lifting by additional symmetries. In fact it is common that some of the flat directions of supersymmetric models are only lifted by NROs at very high order. This is well known, for instance in the MSSM [17]. This is also very common in the context of D=4 string theories, where string selection rules forbid many operators in the superpotential that would be allowed just by gauge invariance. For example, in the popular Z_3 -orbifold compactifications of the heterotic string, non-renormalizable couplings involving twisted matter fields (which would be the relevant case if the inflaton is a twisted field) have the structure Φ^{3+9n} , with $n = 1, 2, \dots$ [18].

Concerning the supersymmetric realization of a potential like that in (62) the first guess would be to use a superpotential of the form

$$W = \Phi(\lambda H_+ H_- - \mu^2) + \frac{1}{(N+3)} \Phi^3 \frac{\Phi^N}{M^N}, \quad (69)$$

which is simply the standard superpotential we used in section 3 supplemented by a non-renormalizable term for the inflaton. From (69), one obtains at tree level the inflaton potential

$$V = V_D + \left| \Phi^2 \frac{\Phi^N}{M^N} - \mu^2 \right|^2, \quad (70)$$

where V_D is the Fayet-Iliopoulos contribution. This potential has a term of order $\Phi^4 \Phi^{2N}/M^{2N}$ like the one we are after, but also a term of lower order ($-\mu^2 \Phi^2 \Phi^N/M^N + \text{h.c.}$). For the higher order term to dominate one would need $|\mu^2| \ll \Phi^2 \Phi^N/M^N$ which can in principle be arranged. In any case, the presence of a non-zero μ poses a different problem. In view of the form of the potential (70) it is clear that there will be a series

of minima with $\Phi = \Phi_m \exp[i\pi/(2+N)]$ where $\Phi_m^{(N+2)} = |\mu^2|M^N$. The flat potential for Φ is therefore lifted by the NRO along some directions in the complex plane of Φ while along other directions the potential develops minima and this can change qualitatively the evolution of the inflaton. It is interesting that the usual logarithmic one-loop corrections that cause the inflaton to roll in the standard scenario can also cure the previous problem in the present case so that the minima are no longer dangerous. In that case one can have the inflaton running in a stable trajectory along which only its real part is non-zero. Nevertheless, the simplest cure of the previous problems is to choose $\mu = 0$ which, incidentally, is the choice of the original formulation of the D -term inflation model [15]. In that case one simply gets a potential term of order $\phi^4\phi^{2N}/M^{2N}$ as in eq. (62). Notice how, thanks to supersymmetry, the order of the NRO in the superpotential (69) has almost doubled in the potential (70).

An appealing alternative is to start with

$$W = \lambda\Phi H_+ H_- + \frac{1}{2}m\Phi^2 + \frac{1}{(P+2)}\Phi'\Phi^2\frac{\Phi^P}{M^P}, \quad (71)$$

where we have introduced an extra field Φ' with mass $m \ll M$ (so that Φ' really belongs in the effective theory below M). When one is along the flat direction for the inflaton field Φ the coupling to Φ' generates a tadpole for it so that also Φ' develops a VEV. As we are only interested in the evolution of the inflaton field, we can simply eliminate Φ' by solving its equation of motion in terms of Φ and substituting in the two-field potential $V(\Phi, \Phi')$ to get the final potential for Φ : $V(\Phi) = V(\Phi, \Phi'(\Phi))$. In this way one gets the following inflaton potential (along $\phi = \sqrt{2} \text{Re } \Phi$ and absorbing factors of $\sqrt{2}$ in M)

$$V = V_D + \phi^4 \frac{\phi^2}{m^2} \frac{\phi^{4P}}{M^{4P}}, \quad (72)$$

where again V_D is the Fayet-Iliopoulos contribution. The advantage of this option is that the NROs are naturally of higher order. For instance, to get $N = 9$ one needs a rather modest $P = 4$ in the superpotential (71).

5 Conclusions

In this paper we have assumed that the WMAP indications on the running of the scalar spectral index are real and then explored the intriguing possibility that this running is caused by physics at very high energy scales affecting the inflaton potential.

It is tantalizing to imagine that we could be seeing in the sky the imprints of such physics. In more concrete terms we aim for well motivated inflaton potentials (from the point of view of particle physics) that can reproduce the suggested slope of n with scale, $dn/d\ln k \sim \mathcal{O}(-0.05)$, giving at the same time the right amount of e-folds and the right amplitude of the power spectrum of scalar fluctuations.

This is not an easy task and has attracted some effort recently. We have focused on a large class of inflationary models which we find particularly attractive: those with flat tree-level potential lifted by radiative corrections. These radiative corrections directly control the slow roll of the inflaton and, in turn, the running of the spectral index n . These models include some typical hybrid inflation models as a particularly interesting subclass. In these models there is a one-to-one correspondence between the value of the inflaton potential, the related distance scale k and the associated renormalization scale, so that the running of the inflaton down its potential scans different high energy scales and cosmological distances. In this language, WMAP indicates that the spectrum of scalar perturbations is blue ($n > 1$) at the largest cosmological scales ($k \sim 10^{-4}\text{Mpc}^{-1}$) and turns to red ($n < 1$) below some scale $k \sim 10^{-2}\text{Mpc}^{-1}$. In terms of energy scales, at the start of inflation the inflaton had a very large value (corresponding to very high energy scales) and its slow-roll produced $n > 1$ and a negative slope $dn/d\ln k$. After a few e-folds this negative slope made n cross 1 at some particular value ϕ_0 of the inflaton field, corresponding to some particular energy scale Q_0 . Later on, n gets stabilized around $0.94 - 0.99$ and the additional number of e-folds accumulates till $N_e \sim 50 - 60$, when inflation ends.

In our search for suitable potentials in this type of models we find two different regimes depending on how sizeable the coupling constants of the model parameters are. In the small-coupling regime, these models make sharp predictions for the size of the spectral index n and for its running with scale, namely

$$-\frac{dn}{d\ln k} = (n - 1)^2 \ll 1 . \quad (73)$$

From this equation, it is clear that the preliminary WMAP indication of n crossing $n = 1$ cannot be reproduced.

On the other hand, at larger coupling we find that a much stronger running of n is absolutely natural and even unavoidable. However, reproducing the WMAP indication for $dn/d\ln k$ and a sufficient number of e-folds ($N_e \sim 50 - 60$) simultaneously is very

difficult. We have illustrated this in a popular D -term hybrid inflation model for which we have obtained a ‘no-go’ constraint of the form (49)

$$(N_e^0)^2 \left. \frac{dn}{d \ln k} \right|_{Q_0} \simeq -1.1 , \quad (74)$$

where, as mentioned above, Q_0 is the scale at which n crosses 1, and N_e^0 is the number of e-folds from that scale till the end of inflation. Now, if one requires $dn/d \ln k \simeq -0.05$, then $N_e^0 \ll 50$. Therefore, unless a subsequent stage of inflation completes the total number of e-folds, these models are in trouble by themselves to reproduce the behaviour of n mentioned above.

As the details of inflation in this region of scales are sensitive to possible physics thresholds, we considered the natural possibility of the inflaton coupling to heavy new fields with a mass M that falls in the energy range crossed by the inflaton field in the first few e-folds. Somewhat to our surprise we found that, in the presence of sharp thresholds, the results of the previous case are not changed substantially and still one finds that the requirement of a significant running of n leads to a small number of e-folds being produced.

A different way in which high energy physics can leave an imprint in the predictions of inflation is through non-renormalizable operators that modify the inflaton potential in the inflationary energy range. In this case, the new energy threshold is not crossed during inflation (this is necessary for a reliable treatment of new physics effects in terms of effective operators in the first place!). The key point here is that even operators that are suppressed by a high energy mass scale can become important in the environment of a very flat potential. In this context we are able to write down very simple and well motivated inflationary potentials that can give a running spectral index in agreement with WMAP and a sufficient number of e-folds for reasonable choices of the parameters. The successful type of potential combines three ingredients: tree-level flatness, smooth dependence on the inflaton through radiative logarithms and a non-renormalizable term:

$$V(\phi) = \rho + \beta \ln \frac{m(\phi)}{Q} + \phi^4 \frac{\phi^{2N}}{M^{2N}} . \quad (75)$$

We have further motivated this type of potentials by finding supersymmetric realizations through superpotentials that include non-renormalizable operators (NROs) of modest order.

Finally, we summarize the functional dependence of $n(k)$ expected for flat tree-level potentials. In the small-coupling regime, and if no mass thresholds are crossed during inflation, this is simply given by

$$n(k) = 1 - \frac{1}{N_e - \ln(k/k_*)}, \quad (76)$$

where k_* is the initial distance scale $k_* \sim 10^{-4} \text{ Mpc}^{-1}$. The only parameter in (76), N_e , corresponds typically to the total number of e-folds, i.e. $N_e \simeq 50 - 60$, although it could be either smaller [if there are subsequent episodes of inflation], or larger – or even negative – [if the end of inflation is not marked by $\eta = \mathcal{O}(1)$, but by the violation of some hybrid-inflation condition for the tree-level flatness]. This is explained in subsect. 2.1. The case with thresholds and/or not-so-small couplings are addressed in subsects. 2.1, 2.2, 4.1.

On the other hand, when there are effects of high-energy (new) physics through non-renormalizable operators (NROs), $n(k)$ is of the form

$$\begin{aligned} n(k) &= n_* + \frac{1}{N_e} - \frac{1}{N_e - \ln(k/k_*)} \\ &- \frac{N_e}{(N+1)} \left(\left. \frac{dn}{d \ln k} \right|_* + \frac{1}{N_e^2} \right) \left[\left(1 - \frac{1}{N_e} \ln \frac{k}{k_*} \right)^{N+1} - 1 \right], \end{aligned} \quad (77)$$

where $*$ denotes quantities evaluated at the initial scale k_* , and N is the exponent of the dominant NRO, as expressed in eq. (75). The quantity N_e has the same meaning as in eq. (76). The other parameters in eq. (77) are n_* , $dn/d \ln k|_*$, which can be expressed in terms of the parameters of the inflaton potential (75), as explained in subsect. 4.2. Finally, if the effect of the NROs is negligible [e.g. if $M \rightarrow \infty$ in (75), which corresponds to $n_* \rightarrow 1 - 1/N_e$, $dn/d \ln k|_* = -1/N_e^2$ in (77)], then eq. (76) is recovered. For a more detailed discussion, see subsect. 4.2.

It would be a very nice test for the wide and well-motivated class of inflation models analyzed in this paper, if future analyses and measurements of the spectral index $n(k)$ could be adjusted by one of the previous expressions, which in turn would provide precious information about the inflaton potential and on physics at very high energy-scales.

A. The simple hybrid-inflation model with $N+1$ flavours

We consider here the same hybrid-inflation model of sect. 3, with $N + 1$ pairs of H_{\pm} fields, instead of the unique pair (i.e. $N = 0$) of the original model. The results have interest on their own (e.g. they illustrate how the values of the coupling constants and the speed of running are affected by the number of flavours), but they are also useful to illustrate the threshold-crossing procedure discussed in sect. 4.1.

The superpotential reads now

$$W = \Phi \left(\sum_{a=1}^{N+1} \lambda_a H_+^a H_-^a - \mu^2 \right), \quad (\text{A.1})$$

where λ_a are the $N + 1$ Yukawa couplings. As for the $N = 0$ case, H_{\pm}^a have charges ± 1 with respect to the $U(1)$ gauge group with gauge coupling g and Fayet-Iliopoulos term ξ_D . The tree-level scalar potential is given by $V_0 = V_F + V_D$, with

$$\begin{aligned} V_F &= \left| \sum_a \lambda_a H_+^a H_-^a - \mu^2 \right|^2 + \sum_a \lambda_a^2 (|H_-|^2 + |H_+|^2) |\Phi|^2, \\ V_D &= \frac{g^2}{2} \left[\sum_a (|H_+^a|^2 - |H_-^a|^2) + \xi_D \right]^2. \end{aligned} \quad (\text{A.2})$$

Again, the global minimum of the potential is supersymmetric ($V_F = 0$, $V_D = 0$), but for large enough $|\Phi|$ the potential has a minimum at $H_{\pm}^a = 0$ and is flat in ϕ . The tree-level potential in this region is

$$\rho = \mu^4 + \frac{1}{2} g^2 \xi_D^2. \quad (\text{A.3})$$

The various β -functions, defined as derivatives with respect to $\ln Q$, are given by

$$\beta_g = \frac{1}{8\pi^2} (N + 1) g^3, \quad (\text{A.4})$$

$$\beta_{\xi_D} = 0, \quad (\text{A.5})$$

$$\beta_{\lambda_a} = \frac{1}{16\pi^2} \lambda_a \left[3\lambda_a^2 + \sum_{b \neq a} \lambda_b^2 - 4g^2 \right], \quad (\text{A.6})$$

$$\beta_{\mu^2} = \frac{1}{16\pi^2} \sum_{a=1}^{N+1} \lambda_a^2 \mu^2, \quad (\text{A.7})$$

$$\beta_{\rho} = \frac{1}{8\pi^2} \left[(N + 1) g^4 \xi_D^2 + \sum_{a=1}^{N+1} \lambda_a^2 \mu^4 \right]. \quad (\text{A.8})$$

For simplicity we can take the same Yukawa coupling $\lambda_a = \lambda$ for all $\{H_+^a, H_-^a\}$ pairs, which is a stable condition under RG evolution.

Acknowledgements

We thank Alejandro Ibarra for very interesting suggestions and Toni Riotto for a careful reading of the manuscript. This work is supported by the Spanish Ministry of Education and Science through a M.E.C. project (FPA2004-02015). Guillermo Ballesteros acknowledges the financial support of the Comunidad de Madrid and the European Social Fund through a research grant.

References

- [1] D. N. Spergel *et al.* [WMAP Collaboration], *Astrophys. J. Suppl.* **148** (2003) 175 [astro-ph/0302209].
- [2] C. L. Bennett *et al.*, *Astrophys. J. Suppl.* **148** (2003) 1 [astro-ph/0302207].
- [3] H. V. Peiris *et al.*, *Astrophys. J. Suppl.* **148** (2003) 213 [astro-ph/0302225].
- [4] For a review, see *e.g.* D. H. Lyth and A. Riotto, *Phys. Rept.* **314** (1999) 1 [hep-ph/9807278]; L. Alabidi and D. H. Lyth, [astro-ph/0510441].
- [5] D. J. H. Chung, G. Shiu and M. Trodden, *Phys. Rev. D* **68** (2003) 063501 [astro-ph/0305193].
- [6] M. Kawasaki, M. Yamaguchi and J. Yokoyama, *Phys. Rev. D* **68** (2003) 023508 [hep-ph/0304161]; M. Bastero-Gil, K. Freese and L. Mersini-Houghton, *Phys. Rev. D* **68** (2003) 123514 [hep-ph/0306289]; M. Yamaguchi and J. Yokoyama, *Phys. Rev. D* **68** (2003) 123520 [hep-ph/0307373]; G. Dvali and S. Kachru, [hep-ph/0310244]; Q. G. Huang and M. Li, *Nucl. Phys. B* **713** (2005) 219 [astro-ph/0311378]; D. S. Lee, L. Z. Fang, W. L. Lee and Y. Y. Charng, *J. Korean Phys. Soc.* **45** (2004) S203 [astro-ph/0403055]; C. Y. Chen, B. Feng, X. L. Wang and Z. Y. Yang, *Class. Quant. Grav.* **21** (2004) 3223 [astro-ph/0404419]; D. J. H. Chung and A. Enea Romano, [astro-ph/0508411]; A. D. Linde and A. Riotto, *Phys. Rev. D* **56** (1997) 1841 [hep-ph/9703209]; S. Tsujikawa, R. Maartens and R. Brandenberger, *Phys. Lett. B* **574** (2003) 141 [astro-ph/0308169]; S. Tsujikawa, P. Singh and R. Maartens, *Class. Quant. Grav.* **21** (2004) 5767 [astro-ph/0311015]; Y. S. Piao, S. Tsujikawa and X. m. Zhang, *Class. Quant. Grav.*

- 21** (2004) 4455 [hep-th/0312139]; Q. G. Huang and M. Li, JCAP **0311** (2003) 001 [astro-ph/0308458]; Q. G. Huang and M. Li, JHEP **0306** (2003) 014 [hep-th/0304203]; B. Feng, M. z. Li, R. J. Zhang and X. m. Zhang, Phys. Rev. D **68** (2003) 103511 [astro-ph/0302479]; A. Ashoorioon, J. L. Hovdebo and R. B. Mann, Nucl. Phys. B **727** (2005) 63 [gr-qc/0504135]; J. E. Lidsey and R. Tavakol, Phys. Lett. B **575** (2003) 157 [astro-ph/0304113].
- [7] J. A. Adams, G. G. Ross and S. Sarkar, Nucl. Phys. B **503** (1997) 405 [hep-ph/9704286].
- [8] A. Makarov, Phys. Rev. D **72** (2005) 083517 [astro-ph/0506326].
- [9] S. L. Bridle, A. M. Lewis, J. Weller and G. Efstathiou, Mon. Not. Roy. Astron. Soc. **342** (2003) L72 [astro-ph/0302306].
- [10] J. A. Casas, G. B. Gelmini and A. Riotto, Phys. Lett. B **459** (1999) 91 [arXiv:hep-ph/9903492].
- [11] A. D. Linde, Phys. Rev. D **49** (1994) 748 [astro-ph/9307002].
- [12] K. Freese, J. A. Frieman and A. V. Olinto, Phys. Rev. Lett. **65** (1990) 3233; F. C. Adams, J. R. Bond, K. Freese, J. A. Frieman and A. V. Olinto, Phys. Rev. D **47** (1993) 426 [hep-ph/9207245].
- [13] A. Buchel, F. A. Chishtie, V. Elias, K. Freese, R. B. Mann, D. G. C. McKeon and T. G. Steele, JCAP **0503** (2005) 003 [hep-ph/0410117].
- [14] C. P. Burgess, J. M. Cline and R. Holman, JCAP **0310** (2003) 004 [hep-th/0306079].
- [15] P. Binétruy and G. R. Dvali, Phys. Lett. B **388** (1996) 241 [hep-ph/9606342].
- [16] S. P. Martin, Phys. Rev. D **65** (2002) 116003 [hep-ph/0111209].
- [17] T. Gherghetta, C. F. Kolda and S. P. Martin, Nucl. Phys. B **468** (1996) 37 [hep-ph/9510370].
- [18] M. Cvetič, UPR-0350T *Presented at Strings '88 Workshop, College Park, Md., Mar 24-28, 1988*; A. Font, L. E. Ibañez, H. P. Nilles and F. Quevedo, Nucl. Phys. B **307** (1988) 109 [Erratum-ibid. B **310** (1988) 764].