

SINGLE W -BOSON PRODUCTION IN $e\gamma$ COLLISIONS* [†]

STEPHEN GODFREY and K. ANDREW PETERSON

*Ottawa Carleton Institute for Physics,
Department of Physics, Carleton University,
Ottawa, Ontario CANADA K1S 5B6***ABSTRACT**

We studied single W boson production in high energy $e\gamma$ collisions and the sensitivity of various observables to the $WW\gamma$ vertex. We included gauge boson decay to final state fermions and all contributions to the same final state. The contributions of the non-resonant diagrams and their interference with the resonant gauge boson production diagrams give significant contributions which should not be neglected. We present results for W production at a 500 GeV e^+e^- collider with the photon spectra obtained from a backscattered laser.

1. Introduction

Now that the standard model has been confirmed to the level of radiative corrections the particle physics community has become obsessed with finding out what lies beyond. An approach to quantifying the effects of new physics is to represent new physics by additional terms in an effective Lagrangian expansion and then to constrain the coefficients of the effective Lagrangian by precision experimental measurements.¹ The bounds obtained on the coefficients can then be related to possible theories of new physics.

In this spirit a commonly used parametrization of the trilinear gauge boson CP invariant effective Lagrangian is given by²:

$$\mathcal{L}_{WW\gamma} = -ie \left\{ (W_{\mu\nu}^\dagger W^\mu A^\nu - W_\mu^\dagger A_\nu W^{\mu\nu}) + \kappa_\gamma W_\mu^\dagger W_\nu F^{\mu\nu} + \frac{\lambda_\gamma}{M_W^2} W_{\lambda\mu}^\dagger W_\nu^\mu F^{\nu\lambda} \right\} \quad (1)$$

where A^μ and W^μ are the photon and W^- fields, $W_{\mu\nu} = \partial_\mu W_\nu - \partial_\nu W_\mu$ and $F_{\mu\nu} = \partial_\mu A_\nu - \partial_\nu A_\mu$. In the standard model, at tree level, $\delta\kappa_\gamma \simeq 0 \simeq \lambda_\gamma$ while radiative corrections from either the standard model or new physics are typically $\delta\kappa \sim O(10^{-2})$ and $\lambda \sim O(10^{-3})$.

Although bounds can be extracted from high precision low energy measurements and measurements at the Z^0 pole, there are ambiguities in the results.¹ In contrast, gauge boson production at colliders can measure the gauge boson couplings directly and unambiguously. At the NLC there are a large number of processes which can measure the TGV's. In this paper we restrict ourselves to single W production at $e\gamma$ colliders using photon spectra produced from backscattered lasers^{3,4}.

*This work was supported by the Natural Sciences and Engineering Research Council of Canada.

[†]Talk presented by S. Godfrey at The 2nd International Workshop on Physics and Experiment with Linear e^+e^- Colliders, Waikoloa, Hawaii, Apr. 26-30, 1993.

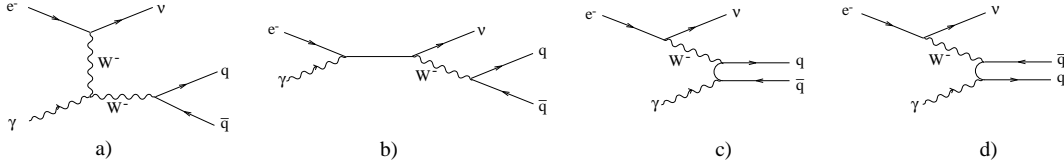


Fig. 1. The Feynman diagrams contributing to the process $e\gamma \rightarrow \nu q\bar{q}$. For the process $e\gamma \rightarrow \nu_e \mu \bar{\nu}_\mu$ diagram (c) does not contribute.

2. Calculation and Results

The Feynman diagrams contributing to the process $e^-\gamma \rightarrow \nu f\bar{f}$ are given in Fig. 1. The $WW\gamma$ vertex we are studying contributes via diagram 1a. To preserve electromagnetic gauge invariance and to properly take into account the background processes our calculation includes all the diagrams of Fig 1. To obtain the cross sections and distributions we used the CALKUL helicity amplitude technique.⁵ Monte Carlo integration techniques are then used to perform the phase space integrals. We treat the photon distributions as structure functions, $f_{\gamma/e}(x)$, and integrate them with the $e\gamma$ cross sections to obtain our results.

The signal we are studying consists of either, (i) for leptonic W decay, a high transverse momentum lepton (p_T) and large missing transverse momentum (\cancel{p}_T) due to the neutrinos from the initial electron beam and from the W decay, or (ii) for hadronic W decay, two hadronic jets and large missing transverse momentum (\cancel{p}_T) due to the neutrino from the initial electron beam. In both cases, we require that visible particles in the final state be at least 10° from the beam direction. We also imposed the cut; $\cancel{p}_T > 10$ GeV. The signals we consider are therefore

$$e^- + \gamma \rightarrow \mu^- + \cancel{p} \quad (2)$$

$$e^- + \gamma \rightarrow j + j + \cancel{p} \quad (3)$$

For the hadronic W decay modes we reconstructed the W boson 4-momentum from the hadronic jets' 4-momentum, imposing the kinematic cut of $75 \text{ GeV} < M_{q\bar{q}} = \sqrt{(p_q + p_{\bar{q}})^2} < 85 \text{ GeV}$. Including the nonresonant diagrams of fig (1c) and (1d) and reconstructing the W boson in this manner gives different results than from simply studying the cross sections to real W bosons.

The NLC is envisaged as a very high luminosity collider so that the integrated luminosity for a Snowmass year (10^7 sec) is expected to be $\sim 60 \text{ fb}^{-1}$ for a $\sqrt{s} = 500$ GeV collider. Typical cross sections for the process $e\gamma \rightarrow \mu\bar{\nu}_\mu\nu_e$ and $e\gamma \rightarrow W\nu \rightarrow q\bar{q}\nu$ at $\sqrt{s} = 500$ GeV are 3.2 pb and 16.6 pb respectively for the backscattered laser mode, leading to $\sim 10^6$ events per year. Thus, except for certain regions of phase space, the errors are not limited by statistics, but rather by systematic errors. For cross sections we assume a systematic error of 5%. We combine the statistical errors in quadrature with the systematic errors; $\delta^2 = \delta_{stat}^2 + \delta_{sys}^2$.

The total cross sections and the angular distributions of the outgoing muon and reconstructed W are sensitive to anomalous couplings. At higher energies we can obtain




Fig. 2. (a) The angular distribution of the reconstructed W boson relative to the incoming electron. (b) The p_T distribution of the reconstructed W boson. The solid line is the standard model prediction, the long-dashed line is for $\kappa_\gamma = 0.6$, $\lambda_\gamma = 0$, the short-dashed line is for $\kappa_\gamma = 1.4$, $\lambda_\gamma = 0$, and the dotted line is for $\kappa_\gamma = 1$, $\lambda_\gamma = 0.4$.

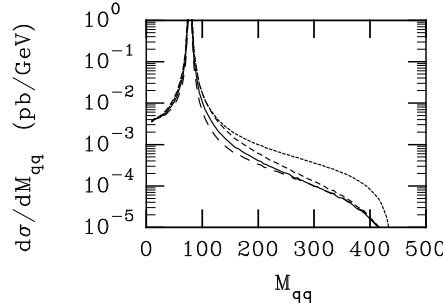


Fig. 3. The hadron jet invariant mass ($M_{q\bar{q}}$) distribution for $\sqrt{s} = 500$ GeV. The solid line is the standard model prediction, the long-dashed line is for $\kappa_\gamma = 0.6$, $\lambda_\gamma = 0$, the short-dashed line is for $\kappa_\gamma = 1.4$, $\lambda_\gamma = 0$, and the dotted line is for $\kappa_\gamma = 1$, $\lambda_\gamma = 0.4$.

additional information, especially for λ_γ , from the p_T spectrum of the outgoing lepton or the reconstructed W . Angular and p_T distributions are shown in Fig. 2 for the reconstructed W . The invariant mass distribution of the $q\bar{q}$ pair above the W mass also provides useful information as can be seen in Fig. 3. For example, integrating the $M_{q\bar{q}}$ spectrum from 300 GeV up, gives $\sigma = 0.006$ pb which yields ~ 400 events/year. More importantly, this high $M_{q\bar{q}}$ region shows a higher sensitivity to anomalous couplings than the W pole region.

To quantify the sensitivities of the TGV's to these observables we binned the angular distributions into four equal bins, divided the p_T distributions into the 4 p_T bins; 0 – 100 GeV, 100-150 GeV, 150-200 GeV, and 200-250 GeV, and considered the hadronic cross section with $M_{q\bar{q}} > 300$ GeV. The bounds obtained for these observables are shown in Fig. 4; κ_γ can be measured to within 7% and λ_γ to within ± 0.05 at 95% C.L..

3. Conclusions

We examined single W production in $e\gamma$ collisions for the NLC 500 GeV e^+e^- collider using a backscattered laser photon spectrum. We included the W boson decays

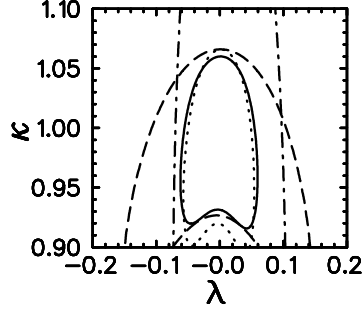


Fig. 4. The achievable bounds on κ_γ and λ_γ at 95% C.L.. The dashed line is based on $d\sigma/d\cos\theta_W$, the dotted line on $d\sigma/dp_{TW}$, the dot-dashed line is for $\sigma_{q\bar{q}} > 300$ GeV, and the solid line is the combined angular and p_T bounds.

to final state fermions and other processes which contribute to the same final state. At high energy, the off resonance results are important since interference effects between these other diagrams and the W production diagrams enhance the significance of anomalous couplings, particularly λ_γ . Although these effects contribute relatively little to the total cross section, their significance in constraining the anomalous couplings can be large, especially at high energies and high luminosities where these effects are statistically significant. We found sensitivities of $\delta\kappa_\gamma \simeq \pm 0.07$ and $\delta\lambda_\gamma \simeq \pm 0.05$. The measurement of κ_γ is approaching the level of radiative corrections and might be sensitive to new physics at the loop level. On the other hand, it is expected that the sensitivity to λ would have to be at least an order of magnitude more sensitive to be interesting.

References

1. For details of this approach see C.P. Burgess *et al.*, Carleton University preprints OCIP/C-93-06; OCIP/C-93-07, [hep-ph 9307223](#) and references therein.
2. K. Hagiwara, R. D. Peccei, D. Zeppenfeld, and K. Hikasa, Nucl. Phys. **B282**, 253 (1987); K. Gaemers and G. Gounaris, Z. Phys. **C1**, 259 (1979)
3. For a more detailed account please refer to S. Godfrey and K.A. Peterson, Carleton University preprint OCIP/C-92-7, [hep-ph 9302319](#).
4. E. Yehudai, Phys. Rev. **D41**, 33 (1990); **D44**, 3434 (1991); S.Y. Choi and F. Schrempp, Phys. Lett. **272B**, 149 (1991); I.F. Ginzburg *et al.*, Nucl. Phys. **B228**, 285 (1983); K.O. Mikaelian, Phys. Rev., **D30**, 1115 (1984); F.M. Renard, Z. Phys. **C14**, 209 (1982); J.A. Robinson and T.G. Rizzo, Phys. Rev. **D33**, 2608 (1986); A. Denner and S. Dittmaier, CERN report CERN-TH.6585/92 (unpublished); G. Couture, S. Godfrey, and P. Kalyniak, Phys. Rev. **D39**, 3239(1989); Phys. Lett **B218**, 361(1989); Phys. Rev. **D42**, 1841(1990).
5. R. Kleiss and W.J. Stirling, Nucl. Phys. **B262** 235 (1985).