

Perturbative Color Transparency in Electroproduction Experiments

Bijoy Kundu^{a*}, Jim Samuelsson^{a†}, Pankaj Jain^{a‡} and John. P. Ralston^{b§}

^aDepartment of Physics, IIT Kanpur, Kanpur-208 016, INDIA

^bDepartment of Physics and Astronomy, University of Kansas,
Lawrence, KS 66045 USA

PACS number(s): 13.40.Fn, 12.38.Bx, 14.20.Dh

Abstract

We calculate the color transparency ratio for electroproduction of the proton and the pion in perturbative QCD. The calculation includes full integrations over hard interaction kernels and distribution amplitudes in Feynman -x fractions and transverse spatial separation space b . Sudakov effects depending on b and the momentum transfer Q^2 are included. Attenuation of the hadronic states propagating through the medium is calculated using the Glauber formalism. Nuclear correlations are included explicitly. We find that due to filtering of large b components, perturbative QCD is much more reliable in the nuclear medium. We also find that the color transparency ratio is insensitive to theoretical uncertainties inherent in perturbative formalism, such as choice of the hadron distribution amplitude.

I. INTRODUCTION

Exclusive processes in free space at the momenta currently accessible in laboratory remain poorly understood. The quark-counting scaling laws of Brodsky and Farrar tend to agree remarkably well with data. However, the more dynamical helicity conservation selection rules of Lepage and Brodsky tend not to agree [1,2,3]. Because the helicity conservation rules do not depend on models of the wave functions, but on the more basic assumptions of perturbative chiral symmetry and the scattering of minimal constituents at short distances, the failure of helicity conservation to hold rules out dominance by the short distance formalism, at least for the case of hadron-hadron scattering. This makes the agreement of the scaling laws rather mysterious. Theoretical criticisms focus on calculations found to include regions where the internal momentum transfers are too small for perturbative QCD to reliably apply [4,5]. For even the simplest model calculations, the case of hadronic form factors, it is found that large contributions to the scattering amplitudes come from the components of quark wave functions involving large quark spatial separations. This undermines restriction of the calculation to short-distance wave functions, which is almost invariably done, causing problems with the overall theoretical consistency of the subject.

In contrast to exclusive processes in free space, it has been claimed [6,7,8] that the corresponding processes in a nuclear medium will be theoretically cleaner. The reasoning is that large quark separations will tend not to propagate in the strongly interacting nuclear medium. Configurations of small quark separations, on the other hand, which happen to be the perturbatively calculable region, will propagate with small attenuation. This phenomenon, called nuclear filtering [6,7,8], is the flip-side of the idea called color transparency [9]. In its original rendition, color transparency [9] was based on having large momentum transfer (Q^2) selecting short distance, which would then propagate freely through a passive nuclear probe. Nuclear filtering uses the nuclear medium in an active way. The distinction is shown by considering Q^2 fixed and large enough to motivate a pQCD approach, while acknowledging the contamination by large distance components. With Q^2 fixed, and then going to processes occurring in a nucleus with large nuclear number A , filtering should eliminate a portion of the offending amplitudes. On this basis, it has been predicted that perturbative QCD calculations are more reliable in a large nuclear medium.

*email: bijoyk@iitk.ac.in

†email: jim@iitk.ac.in

‡email: pkjain@iitk.ac.in

§email: ralston@KUPHSX.PHSX.UKANS.EDU

These remarkable phenomena have some experimental support. Experimentally one finds that the fixed-angle free space process $pp' \rightarrow p''p'''$ [10] shows significant oscillations at 90 degrees as a function of energy. These oscillations are not a small effect, but roughly 50% of the $1/s^{10}$ behavior, and are interpreted as coming from interference of long and short distance amplitudes. The corresponding process in a nuclear environment $pA \rightarrow p'p''(A-1)$ shows no oscillations, and obeys the pQCD scaling power law better than the free-space data [6,11,8]. The A dependence, when analyzed at fixed Q^2 , shows statistically significant evidence of reduced attenuation [12]. We hasten to add 90 degrees is a special point, due to Fermi statistics, and that experimental study is needed at angles other than 90 degrees. One cannot conclude from the single experiment cited that *all* long distance components have been completely filtered away, only that interference between large and small distance components is different inside the nucleus, with the long distance components apparently smaller than in free space.

It has long been known that the transverse separation of quarks in free space reactions is controlled by effects known as the Sudakov form factor. The Sudakov effect is closely related to nuclear filtering. It is somewhat novel, but fair, to observe that Sudakov effects are the filtering away of large transverse separations in the vacuum, enforced by the strict requirements of exclusive scattering. Li and Sterman [13] included Sudakov effects for the pion form factor, arguing that a perturbative treatment become fairly reliable at momenta of the order of 5 GeV. As low as 2 GeV, it was found that less than 50 % of the contribution comes from the soft region. This put to rest earlier calculations, which argued that in free space close to 95 % of the contribution to the form factor comes from the soft region [4,5]. The situation with the proton form factor is similar but has a larger theoretical uncertainty [14]. For example, the proper infrared cutoff to be imposed on the exponent in the Sudakov form factor has been controversial. Jakob et al [15] argued that the cutoff used by Li [14] does not suppress all the end point singularities. By using a different infrared cutoff the magnitude of the form factor was shown to decrease. However, an improved and much more complete calculation [16] recently done by incorporating the full two loop correction to the Sudakov form factor, and further modifying the choice of the infrared cutoffs, finds good agreement with data. Some dependence on infrared cutoff implies that a significant contribution does still come from a region of large distance contributions. Nevertheless Kundu et al. [16] show that within the present perturbative framework, the proton form factor can be well described if some soft contamination is tolerated.

From investigations of the proton form factor in free space, it seems that Sudakov effect eliminate about 50 % of the contribution from the soft region. Thus the Sudakov filtering in free space does something useful, but does not seem to be sufficient to make present free-space calculations totally reliable. The same diagrams for Sudakov effects of course occur in a nuclear environment. In addition, there are much stronger interactions with the nuclear target, when one goes from pure “vacuum filtering” by Sudakov to nuclear filtering. While this idea has been around for a while, the calculations to verify it are quite complex, and only with the completion of Ref. [14] were all the pieces to make the complete perturbative calculation laid out in ordered form. Here we extend that work, and we will show that the nuclear interactions do substantially eliminate the remaining 50 % of the soft region. These are the first full calculations of these ideas within perturbative QCD. Previous calculations have followed two distinct dynamical approaches. In one approach [17,18], an initial state with size of order $1/Q$ is postulated, which expands explosively via model dynamics as time evolution progresses. In contrast, in the perturbative QCD approach we follow, the impulse approximation for the hard scattering postulates a normal sized initial state. Of this initial state, only the short distance contributions to the amplitude dominate inside the integrations. The short distance contributions are codified in the distribution amplitude formalism. The distinction is important, because calculations within the model dynamics scheme [8] show that the expansion rates depend strongly on the postulated initial state. Let us reiterate [19] that the perturbative treatment in the impulse approximation also already includes “expansion” or diffusion in the quantum mechanical propagation of quarks sideways and longitudinally. In keeping with the distribution amplitude formalism, further possible higher-twist energy dependence from the “minus” components of wave functions are, however, excluded. We will use an eikonal form [20] consistent with pQCD for the effects of interaction with the nuclear medium. We find that the main uncertainty in the nuclear calculation arises from uncertainties in nuclear medium itself, in particular, in uncertainties in the nuclear spectral functions and correlations. With standard assumptions one can proceed with the calculation essentially using zero parameters and no model dependence. However, we find that numerical differences between models of nuclear matter are large enough to cause significant uncertainties. Indeed, comparison with data shows that the uncertainties in the nuclear spectral functions and the nuclear correlations now dominate the theoretical uncertainties, and are larger effects than, for example, the dependence on hadron distribution amplitude. This is surprising progress. Here, given the realities of these uncertainties, we present the simplest consistent treatment.

The Pion Let us briefly review the framework for calculation of hadronic form factors following Li and Sterman. We will first consider the case of the pion. Let b_{ij} be the transverse separation between quarks i and j , or b the corresponding quantity for a single pair of quarks. An essential feature is the inclusion of $\exp(-S)$, a Sudakov form factor which suppresses the large b region. Including the b dependence, the pion electromagnetic form factor can be

written as,

$$F_\pi(Q^2) = \int dx_1 dx_2 \frac{d\vec{b}}{(2\pi)^2} \mathcal{P}(x_2, \vec{b}, P', \mu) T_H(x_1, x_2, \vec{b}, Q, \mu) \mathcal{P}(x_2, \vec{b}, P, \mu) . \quad (1)$$

where

$$\mathcal{P}(x, b, P, \mu) = \exp(-S) \times \phi(x, 1/b) + O(\alpha_s(1/b)) ,$$

plays the role of the hadron wave function, $\phi(x, 1/b)$ is the meson distribution amplitude, P and P' are the incident and outgoing pion momenta respectively, and S is the Sudakov form factor. The improved factorization used in [13] retains the intrinsic transverse momentum k_T dependence in the gluon propagator, since k_T need not be small compared to $\sqrt{x_1 x_2} Q$, if one of the x_i get close to zero. The variable b in Eq. 1 is conjugate to $k_{T1} - k_{T2}$, where k_{T1} and k_{T2} are the transverse momenta of the incident and outgoing pions. As long as x_1 and x_2 are not close to their endpoints, the dominant scale in the scattering is $\sqrt{x_1 x_2} Q$ and the small b region dominates the amplitude. Close to the end points of x_1 or x_2 , $\sqrt{x_1 x_2} Q$ may become very small. However, the dominant scale in this region is $1/b$, which is again not too small since the large b region is strongly damped by the Sudakov form factor. The results for the free space form factor for pion using this procedure are given in [13]. The authors show that at $Q^2 = 5 \text{ GeV}^2$, something like 90% of the contribution comes from a region where α_s/π is less than 0.7 and hence could be regarded as perturbative.

The nuclear medium modifies the quark wave function such that [7]

$$\mathcal{P}_A(x, b, P, \mu) = f_A(Q^2, b) \mathcal{P}(x, b, P, \mu), \quad (2)$$

where \mathcal{P}_A is the wave function inside the medium and f_A is the nuclear filtering amplitude. We use a simple model for f_A ,

$$f_A = \exp\left(-\int dz \sigma \rho\right). \quad (3)$$

The effective inelastic cross section σ is known to scale like b^2 in QCD, where b is the size of the hadron. We parametrize it as kb^2 and adjust the value of k to find a reasonable fit to the experimental data. Introduction of this parameter might be avoided, because there is a long history of relating cross sections to diffractive calculations in pQCD, but we choose to re-do the fit here. Nuclear densities were taken from Atomic Data and Nuclear Data Tables [21]. The effects of short-range correlations were included approximately by replacing [22]

$$\rho(z', b) \rightarrow \rho(z', b) C(|z - z'|), \quad (4)$$

where $C(u)$ is a correlation function estimated in [23] to be $C(u) = [g(u)]^{1/2}$ with

$$g(u) = \left[1 - \frac{h(u)^2}{4}\right] [1 + f(u)]^2 \quad (5)$$

where

$$h(u) = 3 \frac{j_1(k_F u)}{k_F u} , \quad (6)$$

$$f(u) = -e^{-\alpha u^2} (1 - \beta u^2) \quad (7)$$

with $\alpha = 1.1$, $\beta = 0.68 \text{ fm}^{-2}$ and the Fermi momentum $k_F = 1.36 \text{ fm}^{-1}$.

Elsewhere we have emphasized that quasi-exclusive pion scattering in a nuclear medium might be an experimentally accessible and interesting quantity to measure [19]. Let us remark that the theoretical uncertainty in the calculation of meson form factors, and hence in the transparency ratio for pions, is much smaller than in the case of protons. First, the asymptotic prediction is apparently not too far from the data in free space. Second, the pion is uncomplicated, compared to the proton, lacking the infamous "double-flow" configuration [24], and containing fewer covariant wave functions that could allow orbital angular momentum to flow. Finally, people believe that the normalization of the short distance wave function is known, providing a reasonable basis for comparing theory to data. The criticism of proton transparency calculations raised in Ref. [12], namely that the form factor could not consistently be assumed

to divide out naively in a transparency ratio for the case of protons, then does not apply so much to pions. On the other hand, the effects from uncertainties in nuclear parameters (which we have studied extensively for protons) are about the same, indicating that these are the main sources of error.

The Proton The situation for the proton form factor [14] is somewhat more complicated. There has been some controversy regarding the proper choice of the infrared cutoff in the Sudakov exponent. The choice proposed in [15] uses the largest distance between the three quarks as the cutoff. It was found that this choice gave results about 50 % smaller than experiments. Perhaps this is the right direction, if indeed other wave functions (and in particular, non-zero quark angular momentum) contribute heavily in free space. On the other hand, in [16] it was observed that the largest distance does not correspond to a physical size of the three quark system. A more appropriate choice might be obtained by considering the triplet of valence quarks in proton as a quark-diquark system. This choice takes the maximum value of the distance between quark and diquark as the effective cutoff in the Sudakov exponent. Remarkably, this small modification leads to results in good agreement with the experiment [16]. Agreement with experiment is good, but one could play devil's advocate, and argue that if other contributions at the 50% level exist, perhaps the short distance wave functions currently in vogue are improperly normalized to agree with data. Yet that would not be particularly productive, because the relative signs of different contributions are unknown, and they could as well cancel as add.

Between the two alternatives of not believing the free space calculations at all, and placing credulous over reliance on calculations not always consistent with the data, lie the typical and unavoidable theoretical uncertainty we must face today. We have chosen to make the calculation for the process in a nuclear target and see what happens. We must take into account all the integrations over the internal constituents. We quote the factored decomposition for the proton form factor derived in [14]:

$$F_1^p(Q^2) = \sum_{j=1}^2 \frac{4\pi}{27} \int_0^1 (dx)(dx') \int_0^\infty b_1 db_1 b_2 db_2 \int_0^{2\pi} d\theta [f_N(cw)]^2 \\ \times \tilde{H}_j(x_i, x'_i, b_i, Q, t_{j1}, t_{j2}) \Psi_j(x_i, x'_i, cw) \\ \times \exp[-S(x_i, x'_i, cw, Q, t_{j1}, t_{j2})] , \quad (8)$$

where f_N is the proton normalization constant and the explicit formulas for the hard scattering \tilde{H}_j and the wave functions Ψ_j are given in [14]. The Sudakov exponent S is given by

$$S(x_i, x'_i, cw, Q, t_{j1}, t_{j2}) = \sum_{l=1}^3 s(x_l, cw, Q) + 3 \int_{cw}^{t_{j1}} \frac{d\bar{\mu}}{\bar{\mu}} \gamma_q(\alpha_s(\bar{\mu})) \\ + \sum_{l=1}^3 s(x'_l, cw, Q) + 3 \int_{cw}^{t_{j2}} \frac{d\bar{\mu}}{\bar{\mu}} \gamma_q(\alpha_s(\bar{\mu})) . \quad (9)$$

For both the free-space form factor, and the nuclear filtered process, we use the KS wave function with the infrared cutoff parameter $c = 1.14$ in the Sudakov form factor. As discussed in [16] this choice is physically motivated and corresponds to taking the typical size of the three quark system as the cutoff. With the KS wave function this choice gives a good fit to the free form factor. Choosing the cutoff parameter to be $c = 1.0$ would correspond to a cutoff proposed in [15].

Let us note that the well-known and dangerous “double flow region” [24] is explicitly included in the integrations. Due to the complexity of the calculation, we have not been able yet to bring out many simplifying features. We turn to its description.

The method yields a calculated free space form factor deviating strongly from the experimental result in the region of $Q^2 < 10 \text{ GeV}^2$. Conventionally such disagreement with data is interpreted as break-down of the perturbative picture below this region. (However, the basic perturbative picture could be right, and other wave functions contributing in free space, as far as anyone knows. This is important and seldom mentioned. It is, then, somewhat weak conventional logic to compare a partial calculation from theory with Nature's exact calculation from experimental data, and draw conclusions.) Going beyond that, a main point we can make here is that the internal consistency of the calculation is greatly improved in the nuclear medium. As evidence of this we have, first, a much more focused dominance by the short distance region. This will be discussed in next section. Second, the dangerous and seldom discussed contributions of other wave functions (and they are numerous [25]), comprising many combinations of orbital angular momentum and spin, which cannot be exorcised in free space, should be highly suppressed in the nuclear case. The reasons are quite general: a unit of angular momentum around the z-axis requires a factor of b for continuity of the wave function. Therefore such wave functions are preferentially filtered away, even more than the filtering of the

“s-wave” contributions we exhibit shortly. Including such effects in the nuclear calculation directly is conceivable, but that is not the point. The point is that such effects must contribute much more ferociously in free space, and that the nuclear short-distance dominated calculation has a much better chance to be close to the truth.

There is a subtle point of consistency. If we believe that the nuclear calculation is good, and the free space one is slightly suspect, then why should we divide the two calculations to get the transparency ratio? The answer is two-fold. First, the evidence is that the free space calculation is a superposition of perturbative and soft parts, with the soft piece being modeled so that the calculation agrees with the free space experimental result. We are not entirely responsible for this, as an entire school has worked previously to provide wave functions so this would work out. Then we find it would not make much difference if we used the experimental data in the weaker part of the calculation, namely the denominator, because we already know the calculation is in good agreement. Second, the nuclear medium manifestly filters away a considerable part of this soft contribution in the numerator. The result is a calculation of transparency which is much more reliable than the theoretical result for the free space form factor, as claimed.

RESULTS AND DISCUSSIONS

In Fig. 1, we show results for color transparency for electroproduction of pions for different nuclei using the CZ wave function. Here we adjust the value of k , corresponding to the pion attenuation cross-section of 25-30 mb for a pion size of about 0.8 fm. The predicted results are shown for $k=4$. The precise value of k might best be obtained by making a fit to the data for color transparency after it becomes available, or perhaps by detailed comparison with diffractive calculations. Compared to the asymptotic wave functions, the results for T change by less than 3% for Q^2 larger than 10 GeV². This is one way of probing the error in the calculation of T due to uncertainties inherent in the perturbative formalism. It is clear that this error is much smaller than the error in the nuclear modeling itself, for example in our knowledge of nuclear spectral distributions. Fig. 2 shows the A dependence of the transparency at fixed Q^2 . The curvature of the A dependence at fixed Q^2 is a way to extract the effective attenuation cross section independent of the normalization of the initial state.

The pion calculation is quite transparent, that is, one can easily see the large transverse separation region being reduced by nuclear filtering. To quantify this, we introduce a working concept of the *amplitude ratio*, which we define to be the scattering amplitude in the nuclear medium divided by the corresponding point-like scattering amplitude in free space. This terminology should not cause confusion and serves a purpose for quick visual inspection of Q^2 and cut-off dependence. In Fig. 3, we show the cutoff b_c dependence of the pion scattering amplitude ratio. In an ideal short-distance dominated problem, the cut-off dependence would be absent, and 100% of the amplitude would occur after integrating up to b_c of order $1/Q^2$. Cut-off dependence persists, but we observe that in comparison to free space, the nuclear medium significantly attenuates the large distance contribution, making the nuclear calculation more reliable.

Similar results for the proton transparency ratio are given in Fig. 4 and 5. The parameter k in the attenuation cross section $\sigma = kb^2$ was chosen so as to provide a reasonable fit to the experimental data [26,27]. We find that a value of $k = 6$ gives a reasonable fit. Taking the attenuation cross section of normal protons to be 36 mb, this corresponds to a typical b of about 0.77 fm, which is a reasonable estimate of the proton size. Since the data for T is available only in the region where the calculated free space form factor is in disagreement with the experimental result, the values of k obtained by this procedure cannot be taken too seriously. In fact, parameter k would be best obtained by fitting to the experimental value of T after it is measured at higher energies. A reasonable range of k values, which we take to be $k = 5$ and $k = 6$, corresponds to b values of 0.85 fm and 0.77 fm respectively, and has been used in the figures.

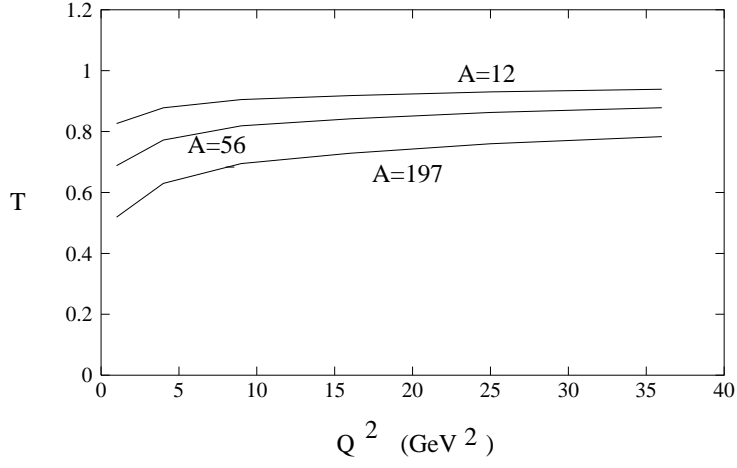


FIG. 1. The calculated pion transparency ratio for different nuclei.

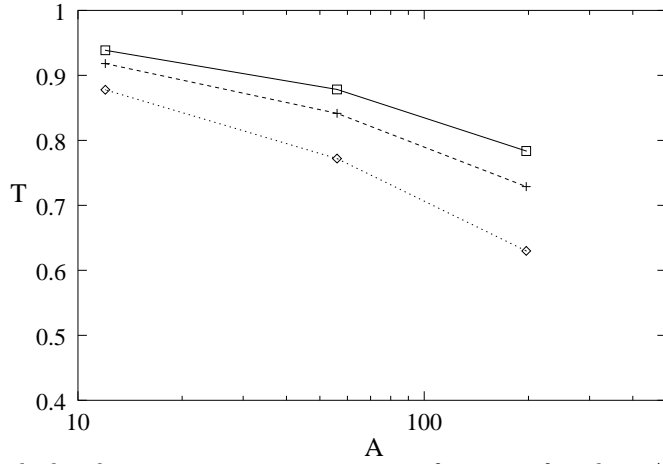


FIG. 2. The calculated pion transparency ratio as a function of nuclear A for different Q^2 . The solid, dashed and dotted curves corresponds to $Q^2 = 25, 16$ and 4 GeV^2 respectively.

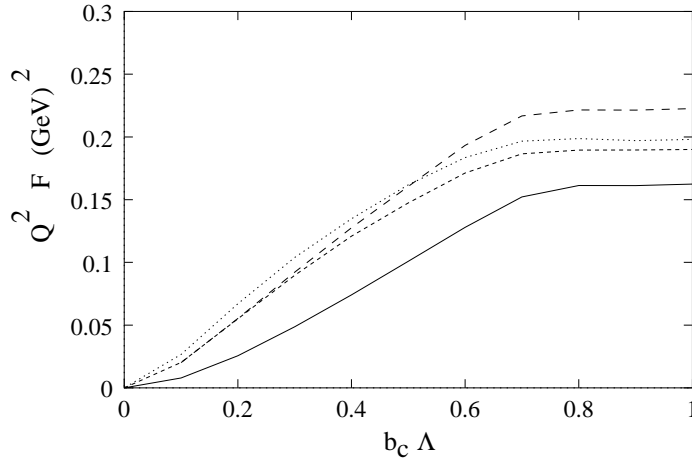


FIG. 3. The transverse separation cut-off b_c dependence of the pion amplitude ratio in the nuclear medium. The solid, short dashed and dotted curves are calculated for $Q^2 = 4, 16$ and 25 GeV^2 respectively. Calculations are shown for $A = 197$. The long dashed curve corresponds to the free space calculation for $Q^2 = 16 \text{ GeV}^2$.

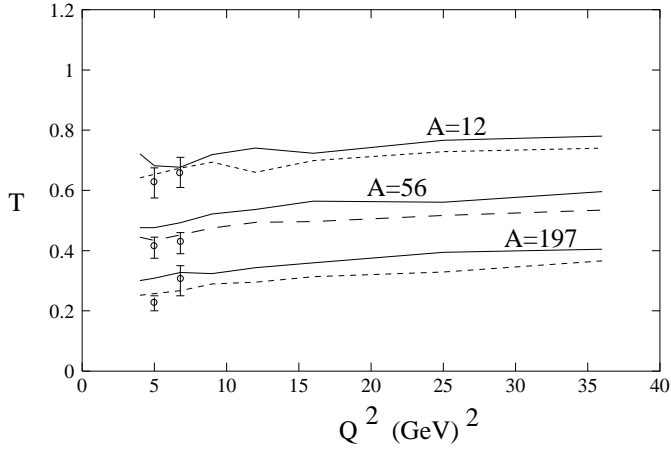


FIG. 4. The calculated transparency ratio for the proton for different nuclei. Slight oscillations are an artifact of the Monte Carlo integrations. The experimental points are taken from Ref. [26,27]. The solid curves are calculated with $k = 5$ and the dashed curves with $k = 6$.

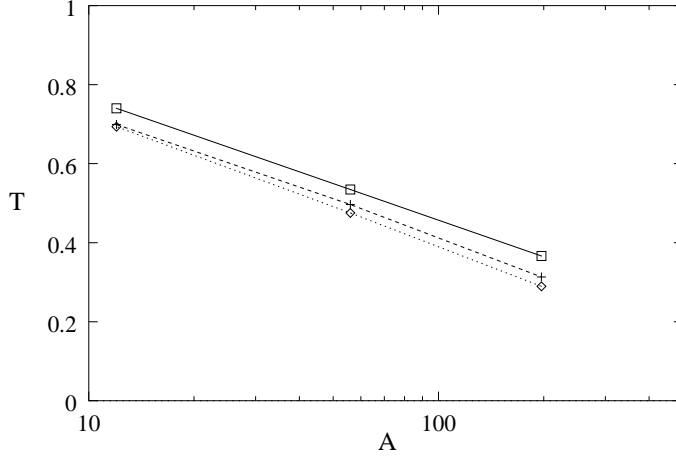


FIG. 5. The calculated transparency ratio for the proton as a function of A for different Q^2 . The solid, dashed and dotted curves correspond to $Q^2 = 36, 16$ and 9 GeV^2 respectively. The value of the parameter $k = 6$.

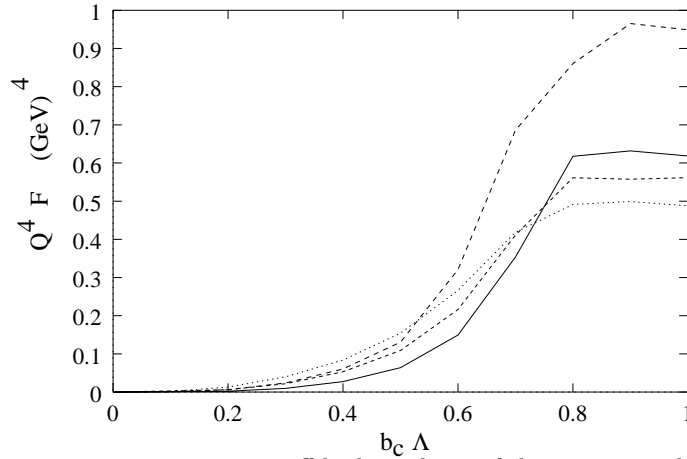


FIG. 6. The transverse separation cutoff b_c dependence of the proton amplitude ratio. Curves are drawn for $A = 197$. The solid, short dashed and the dotted curves are calculated for $Q^2 = 6.8, 16$ and 36 GeV^2 respectively. The long dashed curve corresponds to the free space calculation for $Q^2 = 16 \text{ GeV}^2$, which contains substantially more long-distance contamination.

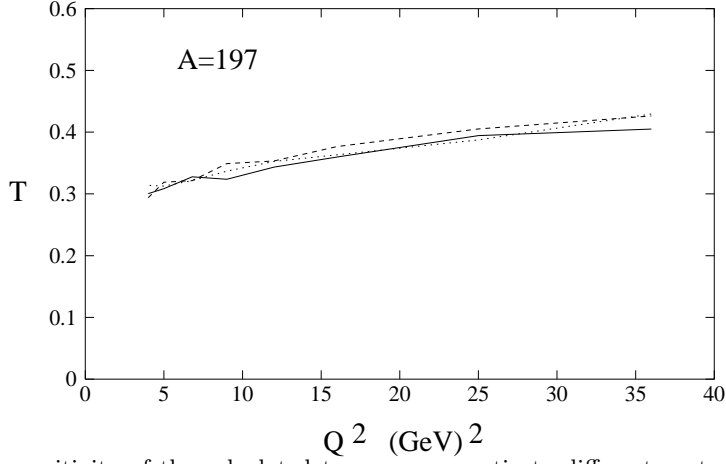


FIG. 7. The sensitivity of the calculated transparency ratio to different proton wave functions. Slight oscillations are an artifact of the Monte Carlo integrations. The solid curve is calculated with the KS wave function, as in Fig. 4, and the dotted curve is calculated with the CZ wave function; both curves use $c = 1.14$. For reference, we also show the result with $c = 1.0$ using the KS wave function, the dashed curve. The calculations are shown for $A = 197$.

The quark transverse separation cutoff b_c dependence of the amplitude ratio is shown in Fig. 6. It is clear from this figure that the large distance contributions are significantly reduced in the nuclear environment. We find that for a heavy nucleus at 36 GeV^2 , 90% of the contribution comes from a region where α_s/π is less than 0.7.

We have also checked the dependence of our result on the infrared cutoff parameter c and the choice of the wave function. We find in Fig. 7 that the results for transparency ratio change very little if we use the CZ wave function instead of the KS. The lack of sensitivity is a surprise, and part of the reason may be that the contributing regions *after filtering* effectively probe similar low moments shared by both wave functions. Of course the feature of taking a ratio also helps. This merits further study. The result shows some dependence on the parameter c , but this dependence is significantly reduced compared to the case of the free form factor.

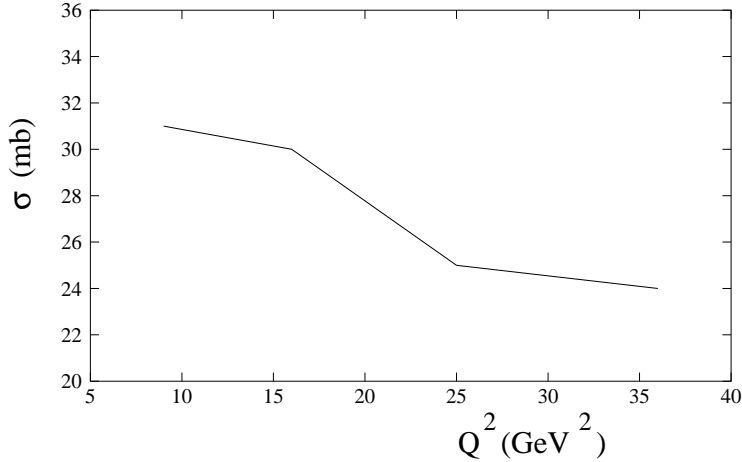


FIG. 8. Extracted effective attenuation cross sections $\sigma_{eff}(Q^2)$ as a function of Q^2 exhibit color transparency. The calculations fit the curvature of the A dependence using the same model of nuclear structure and correlations as other calculations. The decrease of $\sigma_{eff}(Q^2)$ with Q^2 is sufficiently large that conventional nuclear physics might be ruled out with sufficiently large Q^2 or sufficiently precise experimental data.

Finally, we have extracted the effective attenuation cross section $\sigma_{eff}(Q^2)$, which serve as a litmus test of whether “color transparency” has actually been achieved. A major point is to remain experimentally unbiased regarding the origin of the hard scattering rate, while isolating the attenuation process. Following Ref. [12] we define $\sigma_{eff}(Q^2)$ by fitting the curvature of the A dependence of the transparency ratio at fixed Q^2 while letting a (Q^2 dependent) normalization float. This process eliminates uncertainties caused by division by a poorly understood free space process: one can divide by anything fixed, or simply use the cross section in the nuclear target without division. Our calculations of $\sigma_{eff}(Q^2)$ were done using the same model of correlations and nuclear density as the rest of our

calculations.** The results (Fig. 8) show a significant decrease of $\sigma_{eff}(Q^2)$ with increasing Q^2 to values well below the Glauber model attenuation cross section. The normalization in the present case was, however, found to be close to one in all cases. We emphasize the potential scientific value of measuring $\sigma_{eff}(Q^2)$ well, which has the power to rule out conventional nuclear physics with sufficiently large Q^2 , or if experimental data at existing Q^2 would be sufficiently precise.

CONCLUSION

We have calculated the color transparency ratio for electroproduction of pions and protons within perturbative QCD. We find a slow rise in the transparency ratio for energies that can be probed in the future at CEBAF and ELFE. The dependence on nuclear number A decreases with a characteristic curvature from which effective attenuation cross sections smaller than expected in free space have been extracted. We find that the long distance components of the amplitudes are considerably suppressed in the nuclear medium. We also find rather remarkable insensitivity of the transparency ratio to present theoretical uncertainties such as the choice of the distribution amplitude. Comparison of these results with experiments should provide an important and scientifically independent testing ground for hard scattering pQCD formalism of exclusive processes.

ACKNOWLEDGEMENTS

We thank Bernard Pire, Stan Brodsky, Al Mueller and the organizers of the ELFE Workshop, St. Malo, 1997 for many insights and discussions in the early stages of this work. We also thank Hsiang-nan Li for many useful discussions. Financial support for this work was provided by the Board of Research in Nuclear Sciences (BRNS), the Crafoord Foundation and the DOE grant 85ER401214.

REFERENCES

- [1] S. J. Brodsky and G. R. Farrar, Phys. Rev. D 11, 1309 (1975).
- [2] S. J. Brodsky and G. P. Lepage, Phys. Rev. D 24, 2848 (1981).
- [3] V. L. Chernyak and A. R. Zitnitsky, Phys. Rep. 112, 173 (1984); Nucl. Phys. B246, 52 (1984).
- [4] N. Isgur and C. Llewellyn-Smith, Phys. Rev. Lett. 52, 1080 (1984).
- [5] A. V. Radyushkin, Acta Phys. Polonica, B15, 403 (1984); A. P. Bakulev and A. V. Radyushkin, Phys. Lett. B 271, 223 (1991).
- [6] J. P. Ralston and B. Pire, Phys. Rev. Lett. 61, 1823 (1988).
- [7] J. P. Ralston and B. Pire, Phys. Rev. Lett. 65, 2343 (1990).
- [8] P. Jain, B. Pire and J. P. Ralston, Phys. Rep. 271, 67 (1996).
- [9] S. J. Brodsky and A. H. Mueller, Phys. Lett. B 206 685, (1988).
- [10] A. S. Carroll et. al., Phys. Rev. Lett. 61, 1698 (1988).
- [11] S. J. Brodsky and G. F. de Teramond, Phys. Rev. Lett. 60, 1924 (1988).
- [12] P. Jain and J. P. Ralston, Phys. Rev. D 48 1104, (1993).

**These calculations cannot be immediately compared with the calculations of Ref. [12], which used a simpler model neglecting nuclear correlations. In principle, however, any consistent scheme can be used to extract $\sigma_{eff}(Q^2)$ and compare between different experiments.

- [13] H.-N. Li and G. Sterman, Nucl. Phys. B 381, 129 (1992).
- [14] H.-N. Li Phys. Rev. D 48, 4243 (1993).
- [15] R. Jakob, P. Kroll, M. Bergmann, and N. G. Stefanis, Z. Phys. C 66, 267 (1995).
- [16] B. Kundu, H.-N. Li, J. Samuelsson and P. Jain, hep-ph/9806419, to be published in Euro. Phys. Journal C.
- [17] G. R. Farrar, H. Liu, L. L. Frankfurt, and M. I. Strikman, Phys. Rev. Lett. **61**, 686 (1988).
- [18] B. K. Jennings and G. A. Miller, Phys. Lett. B **274**, 442 (1992); Phys. Lett. B **318**, 7 (1993); Phys. Rev. C **49**, 2637 (1994).
- [19] J. P. Ralston and P. Jain, Nucl. Phys. **A622**, 166c (1997).
- [20] R. J. Glauber, in: Lectures in Theoretical Physics. eds. W. E. Brittin and L. G. Dunham (Interscience, New York, 1959).
- [21] H. DE Vries, C. W. DE Jager and C. DE Vries, Atomic data and Nuclear data tables 36, 495 (1987).
- [22] T.-S. H. Lee and Miller, Phys. Rev. C 45, 1863 (1992).
- [23] G. A. Miller and J. E. Spencer, Ann. Phys. (N.Y) 100, 562 (1976).
- [24] A. Duncan and A. H. Mueller, Phys. Letts 90 B, 159 (1980); Phys. Rev. D 21, 1636 (1980).
- [25] A. Schafer, L. Mankiewicz and Z. Dziembowski, Phys. Lett. B 233, 217 (1989).
- [26] N. Makins et. al, Phys. Rev. D 12, 163 (1994).
- [27] T. G. O ' Neill et. al, Phys. Lett. B 351, 87 (1995).