

Leading/nonleading charm production asymmetry in p interactions.

O.I.Piskounova

P.N.Lebedev Physical Institute of Russian Academy of Science, Moscow

Abstract

Asymmetries between the spectra of leading and nonleading charmed mesons measured in pA interactions at $p_L = 340$ GeV/c in the WA89 experiment are described in the framework of Quark-Gluon String Model.

Two versions of the model are under consideration: with the sea charm quark-antiquark pairs included and without them. It's shown, that the asymmetries between D^- and D^+ -meson spectra and between D_s^- and D_s^+ -meson spectra can be fitted by QGSM curves obtained with the same parameters as charm asymmetry in pA experiments described in earlier work. The comparison with next-to-leading approximation calculations in perturbative QCD approach is carried out.

A experiments described in earlier work. The comparison with next-to-leading approximation calculations in perturbative QCD approach is carried out.

1 Introduction

Asymmetries between the spectra of D^- and D^+ , D_s^- and D_s^+ mesons were measured recently in pA interactions at $p_L = 340$ GeV/c in the WA89 experiment [1]. It seems to be interesting to compare this asymmetries with those ones obtained in the pA experiments in order to understand the influence of quark composition of beam particle on heavy flavored particle production and to reveal some specific features of strange-charmed meson spectra caused by the presence of strange valence quark in hyperon. The difference in x_F spectra ($x_F = 2p_{TII}/p_{\sqrt{s}}$) of leading and nonleading particles is being discussed within the recent years and several theoretical models have explained successfully the asymmetry as effect of interplay between the quark contents of projectile and produced hadron. Charmed mesons containing ordinary quarks of the same type as beam particle have higher average x value. Asymmetry, defined as:

$$A(x) = \frac{dN^{D^-}/dx - dN^{D^+}/dx}{dN^{D^-}/dx + dN^{D^+}/dx}; \quad (1)$$

is the function rising with x . Two contradicting approaches exist in the theory for the description of this effect. First one is based on perturbative theory of QCD and takes into account the recombination of 'intrinsic charm' quarks with the valence quarks of the projectile as a reason of asymmetry [3]. Another phenomenological models exploit the properties of fragmentation functions as the way to introduce the asymmetry. We shall not discuss here the details of recombination models but consider the nonperturbative approach known as the Quark-Gluon String Model (QGSM) [4]. This model fits well the leading/nonleading charm asymmetry for p experiments [5].

2 The Quark Distributions in QGSMM.

The inclusive production cross section of D-mesons is written as a sum over n-Pomeron cylinder diagrams:

$$f_1 = x \frac{d^D}{dx}(s; x) = \sum_{n=0}^{\infty} E \frac{d^{3-D}}{d^3 p} d^2 p = \sum_{n=0}^{\infty} g_n(s) f_n^D(s; x) \quad (2)$$

where function $f_n^D(s; x)$ is the particle distribution in the configuration of n cut cylinders and g_n is the probability of this one. The parameter of the supercritical Pomeron used here is $\alpha_P = \alpha_P(0) - 1 = 0.12$. The detailed formulae for g_n and f_n^D in pp-interactions can be found in [6].

The distribution functions in case of \bar{p} -p collisions are:

$$f_n^D(s; x) = a_0^D (F_q^{(n)}(x_+) F_{q\bar{q}}^{(n)}(x_-) + F_{q\bar{q}}^{(n)}(x_+) F_q^{(n)}(x_-) + 2(n-1) F_{q_{\text{sea}}}^{(n)} F_{q_{\text{sea}}}^{(n)}(x_-)); \quad (3)$$

where a_0^D is the density parameter of quark-antiquark chain fragmentation in the given type of mesons.

Particle distribution on each side of chain can be build under the account of quark contents of beam particle ($x_+ = (x + \sqrt{x^2 + x_?^2})/2$, $x_? = 2m_? = \text{sqrts}$) and of target particle ($x_- = (x - \sqrt{x^2 + x_?^2})/2$):

$$\begin{aligned} F_q^{(n)}(x_+) &= \frac{1}{3} F_s^{(n)}(x_+) + \frac{2}{3} F_d^{(n)}(x_+); \\ F_{q\bar{q}}^{(n)}(x_+) &= \frac{1}{3} F_{d\bar{d}}^{(n)}(x_+) + \frac{2}{3} F_{ds}^{(n)}(x_+); \\ F_q^{(n)}(x_-) &= \frac{1}{3} F_d^{(n)}(x_-) + \frac{2}{3} F_u^{(n)}(x_-); \\ F_{q\bar{q}}^{(n)}(x_-) &= \frac{1}{3} F_{uu}^{(n)}(x_-) + \frac{2}{3} F_{ud}^{(n)}(x_-); \end{aligned} \quad (4)$$

Each $F_i(x_-)$ is constructed as the convolution:

$$F_i(x_-) = \int_0^1 f_i^i(x_1) \frac{x_-}{x_1} D_i^D\left(\frac{x_-}{x_1}\right) dx_1; \quad (5)$$

where $f_i^i(x_1)$ is the structure function of i-th quark with a fraction of energy x_1 of interacting hadron and $D_i^D(z)$ is the fragmentation function of this quark in the considered type of D or

D_s-mesons.

The structure functions of quarks in interacting proton were already described in previous papers [6]. On this case, they have also to depend on the parameter of the Regge trajectory of ρ -mesons (ss) because of s-quark contained in beam particles:

$$\begin{aligned} f_d^D(x_1) &= C_d^{(n)} x_1^{R(0)} (1-x_1)^{R(0)-2-N(0)+R(0)+n-1}; \\ f_{d\bar{d}}^D(x_1) &= C_{d\bar{d}}^{(n)} x_1^{R(0)-2-N(0)} (1-x_1)^{R(0)+n-1}; \end{aligned} \quad (6)$$

$$\begin{aligned} f_{ds}^D(x_1) &= C_{ds}^{(n)} x_1^{R(0)-2-N(0)+R(0)-\rho(0)} (1-x_1)^{R(0)+n-1}; \\ f_s^D(x_1) &= C_s^{(n)} x_1^{\rho(0)} (1-x_1)^{R(0)-2-N(0)+R(0)-\rho(0)+n-1}; \end{aligned} \quad (7)$$

where $\phi_D(0)=0$. The constants $C_i^{(n)}$ are determined by normalization conditions:

$$\int_0^1 f_i(x_1) dx_1 = 1:$$

3 Fragmentation Functions.

The fragmentation functions for the quark and diquark chains are constructed according to the rules, proposed in [7]. The following favoured fragmentation function in D_s -mesons in strange valence quark chain was written:

$$D_s^{D^+}(z) = \frac{1}{z} (1-z)^{\phi_D(0)+1} (1+a_1^{D^+} z^2); \quad (8)$$

where $\phi_D = 2 - \phi_D(0) p_{TD}^2$. The graph for this case of fragmentation is shown in fig 2 a). An additional factor $(1+a_1^{D^+} z^2)$ provides the parametrization of the probability of heavy quark production in the interval $z=0$ to $z=1$. The values of the constant $a_1^{D^+}$ will be discussed later.

The function for the nonleading fragmentation of d-quark chain is:

$$D_d^{D^+}(z) = \frac{1}{z} (1-z)^{\phi_D(0)+1+2(1-\phi_D(0))}; \quad (9)$$

where $\phi_D = \phi_D(0)$. The function of the nonleading fragmentation of the diquark chain is as follows:

$$D_d^{D^+}(z) = \frac{1}{z} (1-z)^{\phi_D(0)+1+2(1-\phi_D(0))}; \quad (10)$$

where $\phi_D(0)=0.5$ and $\phi_D = \phi_D(0)$.

The diagram in fig 2 b) illustrates the version of the diquark fragmentation into D_s -mesons in p -p collisions:

$$D_{ds}^{D^+}(z) = \frac{1}{2z} (1-z)^{\phi_D(0)+2-\phi_N(0)+1} (1+a_1^{D^+} z^2) + \frac{1}{2z} (1-z)^{\phi_D(0)+2-\phi_N(0)+1} (1+a_1^{D^+} z^2); \quad (11)$$

4 Asymmetry Suppressing Reasons.

Some fractions of sea quark pairs in hyperon, dd and ss, have to be taken into account as they are suppressing the leading/nonleading asymmetry. The structure functions of ordinary quark pairs in the quark sea of hyperon can be written by the same way as the valence quark distributions:

$$f_{d\bar{d}}^d(x_1) = C_{d\bar{d}}^{(n)} x_1^{\phi_D(0)} (1-x_1)^{\phi_D(0)+2-\phi_N(0)+1+n-1+2(1-\phi_D(0))}; \quad (12)$$

where sea quarks and antiquarks have an additional power term $2(1-\phi_D(0))$ which corresponds to the quark distribution of two pomeron diagram including one sea quark pair.

The structure function for strange sea quarks is written corresponding to the same rules:

$$f^d(x_1) = C_{s;s}^{(n)} x_1^{(0)} (1 - x_1)^{R(0) - 2 - N(0) + \alpha + n - 1 + 2(1 - R(0))} \quad (13)$$

where $\alpha = R(0) - \alpha(0)$ and $s;s = 0.25$ (see [8]).

The fragmentation function of strange sea quark (or antiquark) into D_s mesons has the following form for mesons of both charges:

$$D_{s;s}^{D_s}(z) = \frac{1}{z} z^{1 - \alpha(0)} (1 - z)^{R(0) + \alpha + 2(1 - R(0))} \quad (14)$$

The additional fragmentation parameter $a_f^{D_s}$ is equal to the fragmentation parameter for D mesons.

5 Intrinsic Charm Distribution.

As soon as we accounted dd and ss fraction in the quark sea of hyperon, some fraction of charmed sea quark have to be considered too. This small heavy quark admixture plays an important role, because it also suppresses the difference between leading and nonleading charmed meson spectra.

The structure function looks similar to the distribution of strange sea quarks:

$$f^{c;c}(x_1) = C_{c;c}^{(n)} x_1^{(0)} (1 - x_1)^{R(0) - 2 - N(0) + \alpha + n - 1 + 2(1 - R(0))} \quad (15)$$

where $c;c$ is the weight of charm admixture in the quark sea of hyperon. It seems to be equal to the weight of cc pairs in the proton quark sea [5], but certainly it should not be of the same value as charmed quark fraction in quark sea of pion [5]. Actually this is only one parameter we can vary for interaction after the best fit of pion experimental data was done in QGS. The value of $c;c$ can be estimated due to the WA89 data on D_s and D meson asymmetries.

Fragmentation functions are the following:

$$D_{c;c}^D(z) = \frac{1}{z} z^{1 - \alpha(0)} (1 - z)^{R(0) + \alpha} \quad (16)$$

and for D_s :

$$D_{c;c}^{D_s}(z) = \frac{1}{z} z^{1 - \alpha(0)} (1 - z)^{R(0) + \alpha} \quad (17)$$

6 Resulting Plots and Comparisons.

The main parameter of QGS scheme, which is responsible for leading/nonleading charm asymmetry, is a_1 , the parameterization parameter of leading fragmentation function dependence on $z \rightarrow 1$. The fraction of charmed sea quarks, $c;c$,

is the second parameter in this calculations which makes the asymmetry lower because of the equal amounts of D^+ and D^- mesons produced by sea charmed quark pair. Two sets of this couple of parameters were chosen in the description of A reaction data:

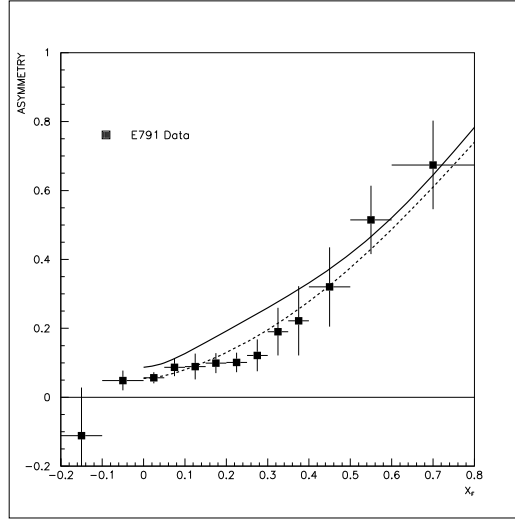


Figure 1: Asymmetry between D^- and D^+ spectra obtained in E791 (black squares) [2] and QGS curves at two versions of parameters: solid line corresponds to the following set of parameters $a_1 = 10$; $(c/c) = 0.05$ a_0^D ; dashed line is a result of QGS with $a_1 = 4$; $(c/c) = 0$.

$a_1 = 4$, $(c/c) = 0$ and $a_1 = 10$, $(c/c) = 0.05$ a_0^D . We consider here these two values of a_1 taking the (c/c) as more or less free parameter.

Two curves shown in Fig.2 are representing the fits of E791 pion beam experiment data [2] with two sets of parameters discussed above. Data of the WA89 experiment are given in Fig.3 and Fig.4 with the same cases of parameters. It should be mentioned that smaller fraction of charmed sea quarks was taken into account $(c/c) = 0.01$ a_0^D for to describe both $D^- \rightarrow D^+$ and $D_s^- \rightarrow D_s^+$ asymmetries with the fragmentation parameter $a_1 = 10$.

The resulting curves obtained in several theoretical models [11, 12] are also shown in these Figures.

7 Conclusions.

Few conclusions can be derived from the calculations discussed in this article:

1) Data of the WA89 experiment on charm production asymmetry can be described within the framework of Quark-Gluon String Model with the same asymmetry parameter $a_1 = 10$: as E791 data for A reaction.

2) $D^- \rightarrow D^+$ and $D_s^- \rightarrow D_s^+$ asymmetries measured with π beam are more sensitive to the weight of charmed quark pairs in the quark sea of interacting hyperon $(c/c) = 0.01$ than it could be seen at p beam interaction $(c/c) = 0.05$.

3) $D_s^- \rightarrow D_s^+$ asymmetry is higher than $D^- \rightarrow D^+$ asymmetry because strange quark pairs suppressing asymmetry at D_s production have lower weight in quark sea of hyperon, than ordinary dd pairs which cause the suppression of $D^- \rightarrow D^+$ meson asymmetry.

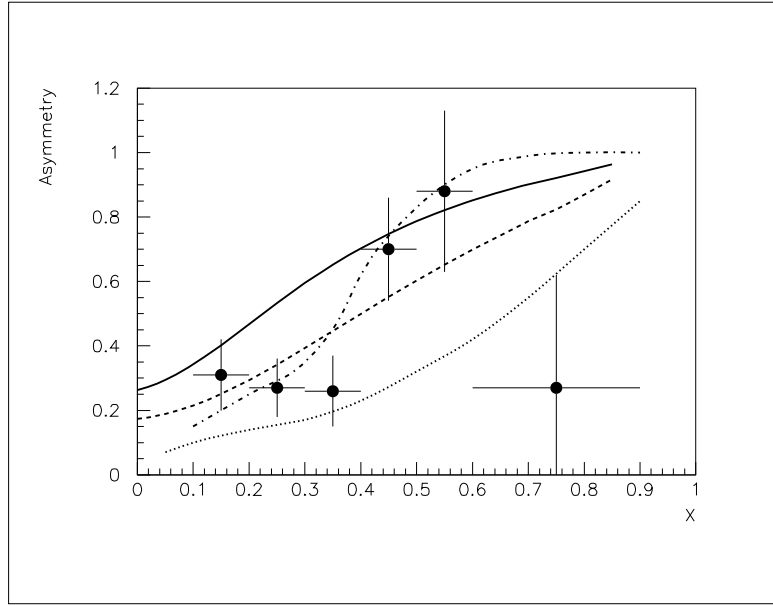


Figure 2: $D \rightarrow D^+$ asymmetry measured in WA89 and theoretical calculations: solid line corresponds to the following set of QGS parameters $a_1 = 10$; $(c/c) = 0.01$ a_0^D ; dashed line is a result of QGS with $a_1 = 4$; $(c/c) = 0$; dashed-dotted line is the result of [11] and dotted line corresponds to $A(x)$ predicted in [12].

4) Both charmed meson asymmetries are nonzero values at $x_F = 0$ in QGS calculations for WA89 energy and vanish with the increasing of energy.

8 Acknowledgments

Author would like to express her gratitude to Prof. A. B. Kaidalov, Prof. H.-W. Siebert, Prof. J. Pochodzalla and Dr. E. A. Chudakov for numerous discussions. She is thankful to members of particle physics laboratory of Max-Planck Institute in Heidelberg for hospitality during the period when this paper was written. This work was supported by DFG grant N 436 RUS 113/332/0 (R).

References

- [1] WA89 Collaboration, M. Adamovich et al., European Phys. J. C (1999) in print.
- [2] E791 Collaboration, A. Iata et al., Phys. Lett. B 411 (1997) 230.
- [3] Vogt R. and Brodsky S. J., Nucl. Phys. B 438 (1995) 261.
- [4] Kaidalov A. B., Phys. Lett. 116B (1982) 459.
- [5] Piskounova O. I., Nucl. Phys. B 50 (1996) 508, Phys. of At. Nucl. 60 (1997) 439.
- [6] Piskounova O. I., preprint FIAN-140, 1987.

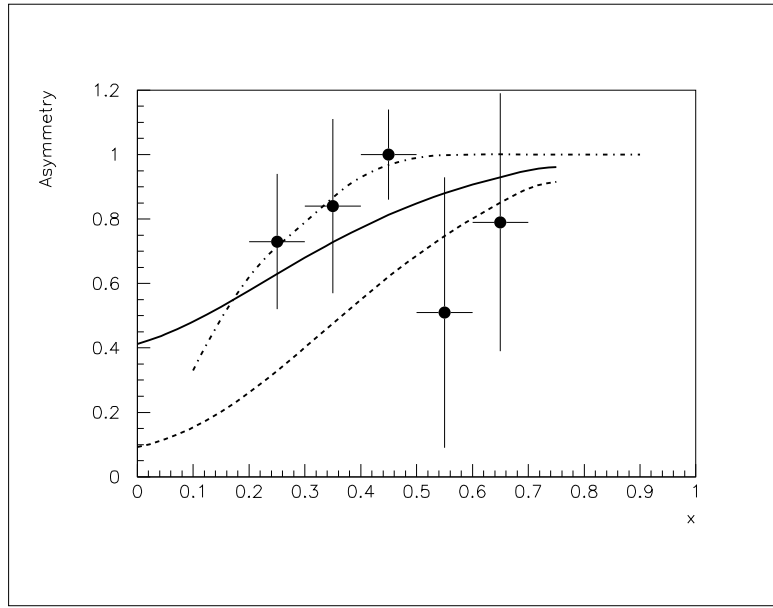


Figure 3: $D_s \Rightarrow D_s^+$ asymmetry measured in WA89 [1]; theoretical curves are the same as in Fig 2.

[7] Kaidalov A.B., Sov.J.Nucl.Phys. 45 (1987)1450.

[8] Kaidalov A.B. and Piskounova O.I., Phys.ofAt.Nucl. 41 (1985)1278.

[9] Piskounova O.I., Phys.ofAt.Nucl. 56 (1993)1094.

[10] SELEX Collaboration, Russ J. et.al., Proceed. of ICHEP, Vancouver, 1998, hep-ex/9812031

[11] Likhoded A.K. and Slabospitsky S.R., Phys.ofAt.Nucl. 60 (1997)981.

[12] Arakelyan G.H., hep-ph/971276 (1997).