

FIAN-TD22-99
 LPT-9974
 UCRHEP-E264
 October 4, 1999

EVOLUTION OF AVERAGE MULTIPLICITIES OF QUARK AND GLUON JETS

A. Capella¹, I.M. Dremin², J.W. Gary³,
 V.A. Nechitailo², J. Tran Thanh Van¹

¹*LPTHE, Univ. Paris-Sud F-91405 Orsay, Cedex, France*

²*Lebedev Physical Institute, Moscow 117924, Russia*

³*University of California, Riverside CA 92521, USA*

Abstract

The energy evolution of average multiplicities of quark and gluon jets is studied in perturbative QCD. Higher order (3NLO) terms in the perturbative expansion of equations for the generating functions are found. First and second derivatives of average multiplicities are calculated. The mean multiplicity of gluon jets is larger than that of quark jets and evolves more rapidly with energy. It is shown which quantities are most sensitive to higher order perturbative and nonperturbative corrections. We define the energy regions where the corrections to different quantities are important. The latest experimental data are discussed.

1 Introduction

The progress in experimental studies of separated quark and gluon jets is very impressive [1]. Their separation has become possible due to new methods and high statistics at the Z^0 resonance, which also allows the selection of jets with different sub-energies. Therefore the detailed study of the energy evolution of such properties of jets as their average multiplicities and widths has also become possible. It is well known that the average multiplicities of quark and gluon jets increase quite rapidly with energy but their ratio has a much slower dependence and tends to a constant in asymptotics. The energy

dependence of this ratio and of the ratio of the derivatives of mean multiplicities is of much debate nowadays, with new experimental data appearing rather regularly. The experimental procedure of the jet separation, the scale choice, and the manner in which soft particles are ascribed to jets, is often disputable, however. Therefore, in the following, we do not insist upon a direct quantitative comparison of data with theory but rather describe the correspondence between our present experimental and theoretical findings with the purpose of finding quantities sensitive to areas of disagreement.

On the theoretical side, perturbative QCD (pQCD) provides quite definite predictions which can be confronted to experiment. The asymptotical value of the ratio of average multiplicities in gluon and quark jets equals 2.25 [2], much larger than its experimental values which range from about 1.04 at the comparatively low energies of the Υ resonance [3] to about 1.5 at the Z^0 resonance [4, 5]. The next-to-leading order corrections to this ratio r (we call them NLOr) reduce it from its asymptotical value by about 10% at the Z^0 energy [6, 7, 8]. The next order NNLOr terms diminish it further, although calculations by different methods [9, 10] lead to different results as we discuss later. We have calculated the next-to-next-to-next-to-leading order (3NLOr) terms using QCD equations for the generating functions. The 3NLOr terms are small but nonetheless provide an improved description of data, as shown below.

The computer solution of QCD equations for the generating functions has shown even better agreement with experiment for this ratio [11], and excellent agreement for higher moments of the multiplicity distributions as well [12]. Being perfect at the Z^0 energy, the agreement for the ratio is less good at the Υ resonance where the theoretical curve is 15-20% above the experimental result (see Fig. 2 in [11]). In other words, the theoretically predicted *slope of the ratio* of multiplicities in gluon and quark jets is noticeably smaller than its experimental value. Nonetheless, there has been a steady convergence of theory and experiment as more accurate calculations and more sophisticated measurements have become available. Moreover, it is even surprising that any agreement is achieved given that the expansion parameter is extremely large (about 0.5) at present energies.

Recently, experimental data about *the ratio of slopes* of average multiplicities in gluon and quark jets have been reported [13] and the corresponding analytical expressions have been calculated [14]. The importance of studying the slopes stems from the fact that some of them are extremely sensitive to

higher order perturbative corrections, and to nonperturbative terms at available energies, as is discussed below. Thus they provide an opportunity to learn more about the structure of the perturbative series from experiment.

The experimental group [13] claims that it is possible to simultaneously describe the scale dependence of multiplicities in gluon and quark jets only if nonperturbative effects contribute constant terms to the multiplicities. We examine this issue. The success of the computer solution suggests an alternative possibility, namely that a combination of nonperturbative terms which rapidly decrease with increasing energy and higher order perturbative terms can describe the data, effectively replacing the constant offsets assumed in [13]. To verify this, one needs analytical calculations of the corrections for experimental quantities most sensitive to them. With this aim in mind, we consider analytical expressions for the above ratios, as well as for the ratio of the second derivatives (curvatures) of average multiplicities. These last ratios have not yet been measured. The general problem of perturbative and nonperturbative terms in the QCD equations for the generating functions is also addressed using simple analytical estimates. These estimates show that, at asymptotically high energies, the role of the nonperturbative region is not as important as the higher order perturbative terms but that it becomes more important at lower energies. The location of the borderline depends on the quantity under consideration.

For the comparison of theory with data, we utilize the principle of local parton hadron duality (LPHD) [15], i.e. the hypothesis that a hadron distribution (experiment) can be related to a parton distribution (theory) by a simple normalization constant. LPHD has been shown to be reliable for distributions dominated by soft particles, such as the multiplicity related quantities studied here (for a fuller discussion, see [16]).

2 Evolution of mean multiplicities in pQCD

In perturbative QCD, the general approach to studying multiplicity distributions is formulated in the framework of equations for generating functions (for reviews see [17, 18]). From the generating functions, one derives equations for average multiplicities and, in general, for any moment of the multiplicity distributions [10, 19, 20]. In particular, the equations for the average

multiplicities of gluon and quark jets are

$$\begin{aligned} \langle n_G(y) \rangle' = \int dx \gamma_0^2 [K_G^G(x) (\langle n_G(y + \ln x) \rangle + \langle n_G(y + \ln(1-x)) \rangle - \langle n_G(y) \rangle) \\ + n_f K_G^F(x) (\langle n_F(y + \ln x) \rangle + \langle n_F(y + \ln(1-x)) \rangle - \langle n_G(y) \rangle)], \end{aligned} \quad (1)$$

$$\langle n_F(y) \rangle' = \int dx \gamma_0^2 K_F^G(x) (\langle n_G(y + \ln x) \rangle + \langle n_F(y + \ln(1-x)) \rangle - \langle n_F(y) \rangle). \quad (2)$$

From these equations one can predict the energy evolution of the ratio of multiplicities r and the QCD anomalous dimension γ (the slope of the logarithm of the average multiplicity in a gluon jet), defined as

$$r = \frac{\langle n_G \rangle}{\langle n_F \rangle}, \quad \gamma = \frac{\langle n_G \rangle'}{\langle n_G \rangle} = (\ln \langle n_G \rangle)'. \quad (3)$$

Here, the prime denotes the derivative with respect to the evolution parameter $y = \ln(p\Theta/Q_0)$, p and Θ are the momentum and initial angular spread of the jet related to the parton virtuality $Q = p\Theta/2$ (for small angles), $Q_0 = \text{const}$, K 's are the well known splitting functions, $\langle n_G \rangle$ and $\langle n_F \rangle$ are the average multiplicities in gluon and quark jets, $\langle n_G \rangle'$ is the slope of $\langle n_G \rangle$, and n_f is the number of active flavors. The perturbative expansions of γ and r are

$$\gamma = \gamma_0(1 - a_1\gamma_0 - a_2\gamma_0^2 - a_3\gamma_0^3) + O(\gamma_0^5), \quad (4)$$

$$r = r_0(1 - r_1\gamma_0 - r_2\gamma_0^2 - r_3\gamma_0^3) + O(\gamma_0^4), \quad (5)$$

where $\gamma_0 = \sqrt{2N_c\alpha_S/\pi}$, α_S is the strong coupling constant,

$$\alpha_S = \frac{2\pi}{\beta_0 y} \left[1 - \frac{\beta_1 \ln(2y)}{\beta_0^2 y} \right] + O(y^{-3}), \quad (6)$$

$\beta_0 = (11N_c - 2n_f)/3$, $\beta_1 = [17N_c^2 - n_f(5N_c + 3C_F)]/3$, $r_0 = N_c/C_F$, and in QCD $N_c = 3$ is the number of colors and $C_F = 4/3$.

The limits of integration in eqs. (1), (2) are generally chosen either to be 0 and 1 or e^{-y} and $1 - e^{-y}$. This difference, being negligible at high energies y , becomes more important at low energies. Moreover, it is of physical significance. With limits of e^{-y} and $1 - e^{-y}$, the partonic cascade terminates at virtuality Q_0 as seen from the arguments of the multiplicities in the integrals. With limits of 0 and 1, the cascade extends into the nonperturbative region

with virtualities smaller than $Q_0/2$, i.e. $Q_1 \approx xp\Theta/2$ and $Q_2 \approx (1-x)p\Theta/2$, where the very notion of partons becomes scarcely applicable. This region contributes terms of the order of e^{-y} , power-suppressed in energy. It is not clear whether the equations and the LPHD hypothesis are valid down to the cutoff Q_0 only or if the nonperturbative region can be included as well.

Nonetheless, the purely perturbative expansions (4) and (5) with constant coefficients a_i, r_i and energy-dependent γ_0 are applicable only in the case of limits 0 and 1. This is quite natural for infrared-safe quantities like mean multiplicities. According to (3), each derivative gives rise to the factor γ . Therefore, a Taylor series expansion of eqs. (1) and (2) is equivalent [19] to a perturbative series. Terms of the same order should be equal on both sides. From this, one obtains the coefficients a_i, r_i . The analytical formulas for a_i, r_i with $i \leq 3$ are given in Appendix 1. For $i \leq 2$, they were presented earlier [6, 7, 10]. We present them here using a more general notation. The numerical values of a_i, r_i for different numbers of active flavors n_f and in SUSY QCD [17] are given in Table 1.

n_f	r_1	r_2	r_3	a_1	a_2	a_3
3	0.185	0.426	0.189	0.280	- 0.379	0.209
4	0.191	0.468	0.080	0.297	- 0.339	0.162
5	0.198	0.510	-0.041	0.314	- 0.301	0.112
S	0	0	0	0.188	-0.190	-0.130

Table 1: Numerical values of the perturbative corrections up to order γ_0^3 for the multiplicity ratio r and the QCD anomalous dimension γ , based on integration limits of the generating functions from 0 to 1 (see text); n_f is the number of active quark flavors while S refers to SUSY QCD.

At the Z^0 resonance, for which the energy of an unbiased gluon jet is about 40 GeV [4, 5], the subsequent terms diminish the value of r compared with its asymptotic value $r_0 = 2.25$ by approximately 10%, 13%, and 1% for $n_f = 4$. The smallness of r_3 is a good indication of the convergence of the series at this energy.

Note that we have used the traditional method (see [17]) of considering r and γ to be the main ingredients of the calculation and that we thus employ

the conventional definition for the order of the corrections. This method introduces some asymmetry between quark and gluon jets. A more natural way to structure the calculation might be to define the anomalous dimensions of gluon and quark jets symmetrically, as

$$\gamma = \frac{\langle n_G \rangle'}{\langle n_G \rangle} = [\ln \langle n_G \rangle]'; \quad \gamma_F = \frac{\langle n_F \rangle'}{\langle n_F \rangle} = [\ln \langle n_F \rangle]' \quad (7)$$

and to call the subsequent corrections next-to-leading-order (NLO), etc. With the conventional approach used here, it is necessary to differentiate between corrections to r (which we call NLOr, etc.) and those to γ . For example, the NLOr-correction given by r_1 contributes to γ_F only at NNLO and higher orders (for more details see the next section). The differences between the traditional and symmetric methods are not important, however, as long as the corrections themselves are small.

The behavior of the ratio r in various approximations (DLA=leading order, NLOr, NNLOr, 3NLOr) is shown in Fig. 1 for $n_f = 4$. The abscissa variable is $\kappa = p\Theta \approx 2E \sin(\Theta/2)$, where $y \approx \ln(\kappa/Q_0)$. Here Q_0 is chosen to depend on the number of active flavors in the proportions used previously [20] in order that α_S agree with experiment. A comparison of these results to data is given in section 4.

Now we would like to return to the issue of the limits of integration mentioned above. One can analytically estimate how the coefficients a_i, r_i are modified if the range of integration becomes somewhat narrower, e.g. from ε to $1 - \varepsilon$ ($\varepsilon = \text{const} \ll 1$). In that case one easily calculates the corrections to a_i, r_i . These are given in the integrals v_i presented in Appendix 1. In particular, using the formulas of Appendix 1 for $\varepsilon = 0.1$, $n_f = 4$, one obtains rather large contributions from the nonperturbative region: $a_1^{NP} = -0.36a_1$, $r_1^{NP} = -0.56r_1$. However $e^{-y} = 0.1$ only at the Υ -resonance and is much smaller at the Z^0 . Therefore, narrowing the range of integration reduces the energy dependence. The 3NLO result for r based on the narrower range of integration is shown by the curve labeled $r(\varepsilon)$ in Fig. 1. Surely, it is not entirely satisfactory to replace e^{-y} in the limits of integration by a constant ε because if ε depends on y the coefficients a_i, r_i become energy dependent and their derivatives need to be considered as well. Nonetheless such a procedure can be used to obtain an order-of-magnitude estimate. To obtain better accuracy in the energy region from the Υ to the Z^0 , the computer solution of eqs. (1), (2) with modified (in the nonperturbative

region) coupling strength, higher order terms in the kernels and more strict conservation laws (in particular, of transverse momenta) is necessary.

3 Slopes as a stumbling-block of pQCD

We have shown how the perturbative series can be used to evaluate γ and r , and where nonperturbative corrections become important. In this section, we show that the perturbative approach should work well for the ratio of the slopes of the multiplicities but that it is much less reliable to use low order perturbative estimates, even at the Z^0 -energy, for such quantities as the slope of r or the ratio of slopes of logarithms of multiplicities (we shall call them the logarithmic slopes). Much larger energies are needed for that. Thus the values of r' and/or of the logarithmic slopes can be used to verify the structure of the perturbative expansion.

The slope r' is extremely sensitive to higher order perturbative corrections. The role of higher order corrections is increased here compared to r because each n th order term proportional to γ_0^n gets an additional factor n in front of it when differentiated, the main constant term disappears, and the large value of the ratio r_2/r_1 becomes crucial:

$$r' = Br_0r_1\gamma_0^3 \left[1 + \frac{2r_2\gamma_0}{r_1} + \left(\frac{3r_3}{r_1} + B_1 \right) \gamma_0^2 + O(\gamma_0^3) \right], \quad (8)$$

where the relation $\gamma_0' \approx -B\gamma_0^3(1 + B_1\gamma_0^2)$ has been used with $B = \beta_0/8N_c = 1/2C^2$; $B_1 = \beta_1/4N_c\beta_0$. The factor in front of the bracket is very small even at present energies: $Br_0r_1 \approx 0.156$ and $\gamma_0 \approx 0.5$. Nonetheless, the numerical estimate of r' is unreliable because of the expression in the brackets. Each differentiation leads to a factor α_S (or γ_0^2), i.e. to terms of higher order. For the values of r_1, r_2, r_3 given in Table 1 ($n_f = 4$), one estimates $2r_2/r_1 \approx 4.9$, $(3r_3/r_1) + B_1 \approx 1.5$ (see eq. (42) and note the aforementioned factors of 2 and 3 in front of r_2 and r_3 , correspondingly). The simplest correction, proportional to γ_0 , is more than twice as large as 1 at present energies, while the next correction, proportional to γ_0^2 , is about 0.4. Therefore even higher order terms should be calculated before the perturbative result for r' can be considered to be reliable.

The slope r' equals 0 for a fixed coupling constant. In the case of the running coupling constant, it evolves rapidly with y in the lowest perturbative

approximations (8) (this is also seen from the Figs. of [11]), and ranges according to (8) from 0.06 at the Z^0 to 0.25 at the Υ .

Let us consider the ratios of slopes $r^{(1)}$ and curvatures $r^{(2)}$ defined as

$$r^{(1)} = \frac{\langle n_G \rangle'}{\langle n_F \rangle'}; \quad r^{(2)} = \frac{\langle n_G \rangle''}{\langle n_F \rangle''}. \quad (9)$$

Their ratios to r can be written as

$$\rho_1 = \frac{r}{r^{(1)}} = 1 - \frac{r'}{\gamma r}, \quad (10)$$

$$\rho_2 = \frac{r}{r^{(2)}} = 1 - \frac{2\gamma r r' + r r'' - 2r'^2}{(\gamma^2 + \gamma') r^2}. \quad (11)$$

Since $r' \propto \gamma_0^3$, the asymptotical values of r , $r^{(1)}$, $r^{(2)}$ coincide and should equal 2.25. Moreover, the values of r , $r^{(1)}$, $r^{(2)}$ coincide in NLOr. This implies that the mean multiplicities in gluon and quark jets and their derivatives differ in NLO by a constant factor r_0 only. First preasymptotical corrections are very small. They are of the order of γ_0^2 with a small factor in front and contribute about 2–4% at present energies:

$$\rho_1 = 1 - Br_1 \gamma_0^2 \approx 1 - 0.07 \gamma_0^2, \quad (12)$$

$$\rho_2 = 1 - 2Br_1 \gamma_0^2 \approx 1 - 0.14 \gamma_0^2. \quad (13)$$

However, this ideal perturbative situation does not persist when the next terms are calculated (see Appendix 2). For example, for ρ_1 their numerical values are

$$\rho_1 = 1 - 0.07 \gamma_0^2 (1 + 5.38 \gamma_0 + 4.14 \gamma_0^2) \quad (n_f = 4). \quad (14)$$

All the correction terms are much smaller than 1. However, the numerical factors inside the brackets are so large that at present values of $\gamma_0 \approx 0.5$ the subsequent terms are larger than the first one and the sum of the series is unknown. One can sum the series using the simplest Pade-approximant (i.e. by assuming the steady decrease of the unaccounted terms in proportions determined by the ratio of two last calculated terms), resulting in

$$\rho_1 = 1 - 0.07 \gamma_0^2 \left[1 + \frac{5.38 \gamma_0}{1 - 0.78 \gamma_0} \right]. \quad (15)$$

In contrast to ρ_1 , the perturbative corrections to the ratio of slopes $r^{(1)}$ are small. The lowest order $O(\gamma_0)$ correction to $r^{(1)}$ is the same as for r but higher order corrections are smaller because they are negative both in r and ρ_1 which define $r^{(1)} = r/\rho_1$. This explains why experimental values of $r^{(1)}$ are similar to values of r calculated in the NLOr-approximation (see section 4), whereas experimental values of r are still about 25% lower than the NLOr-prediction. Yet more substantial cancelations of higher order terms should occur for $r^{(2)}$. It would be interesting to check this prediction experimentally.

The value of ρ_1 also determines the ratio of the anomalous dimensions, i.e. of the slope of the logarithm of the average multiplicity of a quark jet (γ_F) to that of a gluon jet (γ):

$$\gamma_F = \rho_1 \gamma = \gamma - \frac{r'}{r}. \quad (16)$$

The logarithmic slopes of quark and gluon jets are equal in NLO. They differ in higher orders in such a manner that $\gamma_F < \gamma$ since both r and r' are positive. Our failure to obtain a precise estimate of ρ_1 implies that we can not perturbatively evaluate γ_F either. The ratio of logarithmic slopes ρ_1 is more sensitive to higher order perturbative terms than the ratio of slopes $r^{(1)}$, similar to r' .

An interesting feature of eq. (14) is that ρ_1 contains terms up to $O(\gamma_0^4)$ whereas the r in the numerator of (10) is known to $O(\gamma_0^3)$ only. This situation is related to the fact that $r'/\gamma \sim O(\gamma_0^2)$ and allows the perturbative expression for γ_F to be written as:

$$\begin{aligned} \gamma_F = & \gamma_0 [1 - a_1 \gamma_0 - (a_2 + Br_1) \gamma_0^2 - (a_3 + 2Br_2 + Br_1^2) \gamma_0^3 \\ & - (a_4 + B(3r_3 + 3r_2 r_1 + B_1 r_1 + r_1^3)) \gamma_0^4] \end{aligned} \quad (17)$$

if the higher order 4NLO term $-a_4 \gamma_0^4$ is added to γ inside the brackets in (4). The value of a_4 is not yet known. The formula (17) clearly displays the relation between the NLO and NLOr approximations. One sees that the NLOr term r_1 is summed with the NNLO value of a_2 . The analogous situation occurs for higher order terms. In particular, the 4NLO term contains, beside a_4 , the contributions from the 3NLOr, NNLOr and NLOr approximations.

We conclude that within the present accuracy of $O(\gamma_0^3)$ corrections, the perturbative QCD approach fails in the precise determination of the logarithmic slope of the quark jet multiplicity γ_F even at the Z^0 and can be trusted only at much higher energies.

4 Theory and experiment on multiplicities and slopes

Experimental results on multiplicities and slopes in quark and gluon jets are available in the energy range from the Υ to the Z^0 [3, 5, 13]. The CLEO data at the Υ [3] and the OPAL data at the Z^0 [5] are fully inclusive (unbiased jets). Thus, the jet definitions correspond closely to theory. The DELPHI data [13] at intermediate scales to OPAL and CLEO are based on three jet events selected using a jet finder. Parameters of the DELPHI distributions are given in terms of the jet hardness scale $\kappa = 2E \sin(\Theta/2)$, where Θ is the opening angle. For small Θ , one gets $y \approx \ln(\kappa/Q_0)$ as mentioned above. The data of CLEO and OPAL are presented in terms of the jet energy or invariant mass. Leaving aside the question of whether the DELPHI results can be directly compared with pQCD and the difference in scales at large Θ , we proceed to an analysis keeping in mind that qualitative trends and 10–20% accuracy will satisfy us at present.

The experimental results for r are shown in Fig. 1. The data are seen to lie substantially below the predictions. The theoretical results approach the experimental values more closely, however, as higher order terms are included. The comparatively large value of r_2 helps in this regard although it also poses some problems for the perturbative treatment of slopes, as discussed in section 3. Agreement within 10–20% accuracy is achieved for the OPAL value of r at the Z^0 . Here $E \approx 40$ GeV and $\kappa \approx 37$ GeV is only slightly smaller than E . With $\alpha_S(37 \text{ GeV}) \approx 0.14$ and $\gamma_0 \approx 0.517$ one obtains from (5) $r \approx 1.71$ for $n_f = 3$ and $r \approx 1.68$ for $n_f = 4$, i.e. much smaller values than 2.25 at asymptotics. The computer solution [11] leads to perfect agreement with the OPAL result $r_{exp} \approx 1.51$. The computer solution differs from analytical estimates by use of the explicit multiplicities in the integrals, with no Taylor series expansion. This fact becomes especially important for higher order terms at present values of the expansion parameter γ_0 . The limits e^{-y} and $1 - e^{-y}$ of integration and the scale of the running coupling constant (however, in the one-loop approximation only) are included.

According to eq. (5), the ratio r becomes smaller with decreasing scale since γ_0 increases. The same is observed for the experimental results. Thus the qualitative trends agree. The computer solution [11] decreases more slowly than the experimental data, exceeding the experimental value of r

by 15–20% at the Υ as mentioned in the introduction. This results in a noticeable difference between the theoretical (computer) and experimental values of r' . From Fig. 2 in [11], the slope predicted by the computer solution can be estimated to be about 0.096 at the scale of the Z^0 . From the data in Fig. 1, the corresponding result is about 0.174. These values differ from the analytic prediction of 0.06 given in section 3. This indicates the strong influence of higher order perturbative corrections, even at the Z^0 , and of nonperturbative terms at lower energies which reduce the energy dependence.

We have also performed a fit of the gluon jet multiplicity. The only dependence on energy in (4), (5) comes from $\alpha_S(y)$ which we constrain to agree with the PDG results [21]. The energy dependence of the gluon jet multiplicity at 3NLO is given by [22]

$$\langle n_G \rangle = K y^{-a_1 C^2} \exp [2C\sqrt{y} + \delta_G(y)], \quad (18)$$

with K an overall normalization constant, $C = \sqrt{4N_c/\beta_0}$, and

$$\delta_G(y) = \frac{C}{\sqrt{y}} \left[2a_2 C^2 + \frac{\beta_1}{\beta_0^2} [\ln(2y) + 2] \right] + \frac{C^2}{y} \left[a_3 C^2 - \frac{a_1 \beta_1}{\beta_0^2} [\ln(2y) + 1] \right]. \quad (19)$$

The normalization of the gluon jet multiplicity is arbitrary. It is determined by the lower limit of integration y_0 in

$$\langle n_G \rangle \propto \exp \left[\int_{y_0}^y \gamma(y') dy' \right], \quad (20)$$

which is not defined. We perform a one parameter fit of eq. (18) to the gluon jet data in [13], with K the fitted parameter. Generally good agreement with this data is found as shown in Fig. 2. The rate of the multiplicity increase is somewhat overestimated by the theory, however, especially by the 3NLO (dashed) curve. The power-like terms provided by the nonperturbative region (i.e. the truncation of the integration in v_i at e^{-y} and at $1 - e^{-y}$) are not very important. They slightly flatten the energy dependence shown in Fig. 2.

One can write the energy dependence of the quark jet multiplicity analogously to (18) as [22]

$$\langle n_F \rangle = \frac{K}{r_0} y^{-a_1 C^2} \exp [2C\sqrt{y} + \delta_F(y)], \quad (21)$$

with

$$\delta_F(y) = \delta_G(y) + \frac{C}{\sqrt{y}}r_1 + \frac{C^2}{y}(r_2 + \frac{r_1^2}{2}). \quad (22)$$

If the normalization factor K is determined by the fit to the gluon jet data as in Fig. 2, the normalization of the quark jet multiplicity according to formulas (3), (4), (5) is too low by about 2–3 units, as shown in Fig. 2. This is due to our failure to describe the ratio r with sufficient accuracy as discussed above. More important is the fact that were we to normalize $\langle n_F \rangle$ by brute force at some energy, we would be unable to describe its slope. This can be seen from Fig. 2. The quark jet curves with normalization fixed by the gluon jet data are seen to have about the same slope as the data. Thus, if the quark jet predictions are multiplied by a constant factor so that the experimental and theoretical results for $\langle n_F \rangle$ agree at some scale κ , the experimental and theoretical slopes would differ drastically. In particular, the solid curve at NLO (i.e. for $\delta_F = 0$) would be much steeper than the experimental data and the 3NLO curve would be steeper yet. Nonperturbative corrections would flatten the slopes and yield better agreement between data and theory. Nonetheless the slope of $\langle n_F \rangle$ is less well determined than that of $\langle n_G \rangle$. It is more sensitive to higher order corrections (see section 3).

We should emphasize that there are ambiguities with the data in Fig. 2. These concern the dependence on a jet finding algorithm and the choice of the scale variable κ . Qualitatively similar results to those shown in Fig. 2 are obtained using unbiased gluon and quark jets which do not share these ambiguities [22]. For the unbiased jets, the growth of multiplicity with scale is more marked than that exhibited by the data in Fig. 2 (see Figs. 1 and 2 in [22]). The 3NLO prediction (18) is found to describe the unbiased gluon jet measurements well, including the slope, with a value of α_S consistent with measurement [21]. Thus the disagreement between experiment and theory seen in Fig. 2 for the gluon jet slope is possibly due to the lack of correspondence between the theoretical and experimental definitions of the jets. Concerning quark jets, it was shown in [22] that eq. (21) describes the unbiased quark jet measurements well using a value of Q_0 about three times smaller than that found for unbiased gluon jets. Such a scale is physically acceptable and leads to a reasonable value of α_S . In contrast, a fit of the quark jet data in Fig. 2 using the technique described in [22] yields $Q_0 \sim 10^{-6}$ GeV, an unphysical value of the scale.

The ratio of slopes $r^{(1)}$ is less sensitive to higher order corrections and is better approximated by the NLOr expression than r , as discussed in section 3. According to DELPHI [13], the experimental value $r_{exp}^{(1)}$ depends very little on scale and stays almost constant at about 1.97 ± 0.10 , whereas $r_{NLO}^{(1)} \approx 2.01 - 2.03$. Using formulas (5), (10), (14) one gets $r_{3NLO}^{(1)} \approx 1.86 - 1.92$ from the Υ to the Z^0 . Fig. 3 displays the values of $r^{(1)}$ in the NLOr and 3NLOr-approximations for $n_f = 4$ in comparison to the experimental limits [13].

The measured values of $\rho_{1,exp} \approx r_{exp}/2$ range from 0.53 at the Υ to 0.75 at the Z^0 . Its perturbative values according to (14) range from 0.85 to 0.9. Either next order perturbative or nonperturbative terms are needed [14] to reproduce the big difference $d_1 = r_{exp}^{(1)} - r_{exp} \approx 2(1 - \rho_{1,exp})$ observed in experiment. The simplest Pade expression (15) improves the situation only slightly.

There is a widely held opinion [23, 24] that the average multiplicity in e^+e^- collisions is well described by pQCD in the NLO-approximation. At the same time, one does not usually mention that the NLO-approximation fails badly in its prediction for r . However these two facts are tightly connected if one analyzes multiplicities in separated quark and gluon jets. As the simplest approach, one used to consider the formula $n_{e^+e^-}(2E) = 2n_F(E)$ and, more importantly, to fit its energy behavior using the anomalous dimension γ whereas $\gamma_F = \rho_1\gamma$ should be used. In NLO, their ratio ρ_1 equals 1 so that this replacement seems justified were it not for the completely wrong (compared with experiment) NLO-value of r in the definition of $\rho_1 = r/r^{(1)}$, whereas $r^{(1)}$ in the NLO-approximation approximately equals its experimental value $r_{exp}^{(1)}$. Therefore, one should view this success with some scepticism. This issue is also discussed in [22].

This problem revealed itself in experiment when the DELPHI data on the scale dependence of multiplicities in quark and gluon jets became available [13]. The quark jet logarithmic slope γ_F was found to be much smaller than the gluon slope γ , and their ratio ρ_1 was measured to be about 0.50–0.75 as mentioned above. If one insists on using NLO expressions, it is therefore necessary to change $\langle n_F \rangle$ while leaving $\langle n_F \rangle'$ unchanged. This was done in [13] by adding an ad-hoc constant to $\langle n_F \rangle$ which was found to be rather large (about 2–3).

It seems premature to introduce constant offsets to the quark and gluon jet multiplicities before other, better motivated possibilities are studied both

from the theoretical and experimental sides. Apart from the ambiguities in the DELPHI measurements discussed above, there is a rather regular way to account for higher order perturbative and nonperturbative corrections which leads in the proper direction. This is supported by the computer solution [11] of eqs. (1), (2) with quite satisfactory agreement with experiment for the value of r at the Z^0 . The slight difference at low energies results in a disagreement on slopes which becomes a stumbling-stone for the whole approach and requires very accurate calculations. To predict values of the slopes with a precision of several percent one needs computer solutions of eqs. (1), (2) with the refinements mentioned at the end of section 2. At present, analytical estimates provide accuracy on the order of 10–20%. By itself, it is astonishing to obtain any agreement at all given the large value of the expansion parameter $\gamma_0 \approx 0.5$ at hand. This should be considered as a success of the whole approach.

The predictions about curvatures and widths, as well as higher moments, should also be confronted to experiment (see [25, 26, 27, 28]).

5 Summary

We have shown that purely perturbative QCD estimates of the anomalous dimension γ and the ratio of average multiplicities in gluon and quark jets r are quite reliable at the level of about 10–20%, where the nonperturbative corrections become important. The simplest estimates of these corrections arising from the limitation of the parton cascade by some virtuality cut-off are given.

For the slope of r (i.e., r') and for the ratio of the logarithmic slopes of average multiplicities ρ_1 , the perturbative results become reliable only at much larger energies than the Z^0 . However, the qualitative trends of the theoretical corrections demonstrate a tendency to yield better agreement with experiment as higher orders are included. In particular, the partial compensation of higher order corrections in the ratio of the slopes of average multiplicities $r^{(1)}$ results in a good description of the data by the lowest NLO-expression. These conclusions are obtained using corrections of order γ_0^3 in γ and r as given by the equations for the generating functions. To evaluate the slopes at the Z^0 and below with better accuracy one should solve the equations numerically.

In the same approximation we have derived the analytical predictions of perturbative QCD for the curvatures of the average multiplicities of quark and gluon jets as a function of energy (or of the evolution parameter). Recent progress in disentangling quark and gluon jets leads a way to the experimental verification of these predictions.

Appendix 1. The anomalous dimension and the ratio of multiplicities

To obtain the perturbative solution of eqs. (1), (2) we use Taylor series expansion (at large y) of multiplicities in the integrals and then differentiate both sides of the equations. The arguments of γ_0^2 in the integrals are chosen to be $y + \ln x(1 - x)$ in accordance with the dependence of the coupling strength on the parton transverse momentum. Finally, we get the following equations:

$$n_G'' = \gamma_0^2 \{ n_G + 2(un_G - n_G')v_1 - (2un_G' - n_G'')v_2 + \frac{n_G'''}{2}v_3 + \frac{n_f}{4N_c}[(un_G - n_G' - 2un_F + 2n_F')v_4 + 2(un_G' - 3un_F' + n_F'')v_5 + n_F'''v_6] \}, \quad (23)$$

$$r_0 n_F'' = \gamma_0^2 [n_G + (un_G - n_G')v_7 + (2un_G' - n_G'')v_8 - \frac{1}{2}n_G'''v_9 + (un_G' + un_F' - n_F'')v_{10} - \frac{1}{2}n_F'''v_{11}], \quad (24)$$

where $u = 2B\gamma_0^2$ and v_i are the following integrals with the limits of integration chosen as ε and $1 - \varepsilon$ evaluated up to terms $O(\varepsilon)$ (see also [29]):

$$v_1 = \int V dx = \int (1 - \frac{3}{2}x + x^2 - \frac{x^3}{2}) dx = \frac{11}{24} - \varepsilon, \quad (25)$$

$$v_2 = \int \left[\frac{\ln(1-x)}{x} - 2V \ln x(1-x) \right] dx = \frac{67 - 6\pi^2}{36} + \varepsilon \ln \varepsilon, \quad (26)$$

$$v_3 = \int \left[\frac{\ln^2(1-x)}{x} - 2V(\ln^2 x + \ln^2(1-x)) \right] dx = 2\zeta(3) - \frac{413}{108} + \varepsilon(\ln^2 \varepsilon - 2 \ln \varepsilon + 2), \quad (27)$$

$$v_4 = \int [x^2 + (1-x)^2] dx = \frac{2}{3} - 2\varepsilon, \quad (28)$$

$$v_5 = \int [x^2 + (1-x)^2] \ln x dx = -\frac{13}{18} + \varepsilon(1 - \ln \varepsilon), \quad (29)$$

$$v_6 = \int [x^2 + (1-x)^2] \ln^2 x dx = \frac{89}{54} - \varepsilon(\ln^2 \varepsilon - 2 \ln \varepsilon + 2), \quad (30)$$

$$v_7 = \int \Phi dx = \int (1 - \frac{x}{2}) dx = \frac{3}{4} - \frac{3}{2}\varepsilon, \quad (31)$$

$$v_8 = \int \Phi \ln x dx = -\frac{7}{8} + \varepsilon(1 - \ln \varepsilon), \quad (32)$$

$$v_9 = \int \Phi \ln^2 x dx = \frac{15}{8} - \varepsilon(\ln^2 \varepsilon - 2 \ln \varepsilon + 2), \quad (33)$$

$$v_{10} = \int \left[\Phi - \frac{1}{x} \right] \ln(1-x) dx = \frac{\pi^2}{6} - \frac{5}{8} + \frac{1}{2}\varepsilon(\ln \varepsilon - 3), \quad (34)$$

$$v_{11} = \int \left[\Phi - \frac{1}{x} \right] \ln^2(1-x) dx = \frac{9}{8} - 2\zeta(3) + \frac{1}{2}\varepsilon(\ln^2 \varepsilon - 2 \ln \varepsilon + 2), \quad (35)$$

ζ means the ζ -function, with $\zeta(3) = 1.2021$.

Using formulas (4), (5) and keeping terms up to $O(\gamma_0^5)$ order on both sides of eqs. (23), (24) we get

$$a_1 = v_1 - \frac{B}{2} + \frac{n_f}{8N_c} \left(1 - \frac{2}{r_0} \right) v_4, \quad (36)$$

$$a_2 = \left(\frac{a_1}{2} - v_1 - \frac{n_f}{12N_c} \left(1 - \frac{2}{r_0} \right) \right) (a_1 + 2B) - \frac{v_2}{2} - \frac{n_f}{12N_c r_0} (2r_1 + 3v_5), \quad (37)$$

$$a_3 = a_2(a_1 - v_1 + \frac{3}{2}B) - \frac{1}{2}BB_1 + (a_1 + \frac{5}{2}B)v_2 - \frac{1}{4}v_3 - \frac{n_f}{8N_c} \left\{ \left[a_2 \left(1 - \frac{2}{r_0} \right) - \frac{2}{r_0} (a_1 r_1 + 3Br_1 - r_1^2 - r_2) \right] v_4 + 2 \left[2B - (2a_1 + 7B - r_1) \frac{1}{r_0} \right] v_5 + \frac{1}{r_0} v_6 \right\}, \quad (38)$$

$$r_1 = 2v_1 - v_7 + \frac{n_f}{4N_c} \left(1 - \frac{2}{r_0} \right) v_4, \quad (39)$$

$$r_2 = r_1(v_7 - a_1 - \frac{n_f}{3N_c r_0}) - v_2 - v_8 - \frac{1}{r_0} v_{10} + \frac{n_f}{12N_c r_0} [(r_0 - 2)(a_1 + 2B)(3v_4 - 2) - 6v_5], \quad (40)$$

$$r_3 = 2a_3 - 2(a_2 - r_2)(a_1 - r_1) - r_1[(a_1 - r_1)^2 + 4Ba_1 + 3B^2] + B[B_1 + 2v_{10} - 3a_2 + 5r_2] + a_2 v_7 + (2a_1 + 5B)v_8 - \frac{1}{2}v_9 + \frac{1}{r_0}[(2a_1 + 3B - r_1)v_{10} - \frac{1}{2}v_{11}]. \quad (41)$$

The numerical values of a_i, r_i are given in Table 1 for $\varepsilon = 0$. The corresponding curves for r using $n_f = 4$ are shown in Fig. 1.

The formulas for a_1, a_2, r_1 coincide with those in [6, 7]. The expression for r_2 was obtained in [10]. Use of Taylor series expansion allows energy conservation to be included in the vertices of Feynman graphs. This important fact reveals itself in a special form of the integrals v_2, v_{10} containing π^2 . Just such a form of corrections was also obtained in the Lund model [27] when taking into account energy conservation by cutting off the fractal triangles in the (y, k_T) -variables.

Earlier, in the renormalization group approach [9], only part of our expression for r_2 was obtained (the terms with r_1 in (40)), which is 6 times smaller than the other terms. It is difficult to account for energy conservation in that approach.

The rather large value of r_2 compared with r_1 raised suspicion about the nature of the series for r and its convergence, even at the Z^0 . However, the much smaller value of r_3 suggests that this is just a numerical fluctuation, and that the series is well behaved and can be trusted. This is supported by results of the computer calculations [11].

Appendix 2. The slopes

The slope of the ratio of multiplicities is given by eq. (8). Using the constants in Table 1 for $n_f = 4$ we get

$$r' \approx 0.16\gamma_0^3(1 + 4.9\gamma_0 + 1.5\gamma_0^2 + O(\gamma_0^3)). \quad (42)$$

The factor in front of the bracket is very small in the available energy region with $\gamma_0 \sim 0.5$. The second term is, however, quite large compared to 1 at present energies, even though it vanishes asymptotically. Thus one can hardly trust the perturbative expression for r' at the Z^0 and can use it for qualitative estimates only.

The perturbative expression for ρ_1 is

$$\begin{aligned} \rho_1 = 1 - Br_1\gamma_0^2[1 + (a_1 + r_1 + \frac{2r_2}{r_1})\gamma_0 + \\ (\frac{2r_2a_1}{r_1} + a_1r_1 + 3r_2 + \frac{3r_3}{r_1} + a_2 + a_1^2 + r_1^2 + B_1)\gamma_0^2]. \end{aligned} \quad (43)$$

The correction to 1 is small and vanishes rapidly as the scale increases. However, the subsequent terms in the brackets are not small at present energies as seen from their numerical values presented in eq. (14) for $n_f = 4$.

The situation is similar for the ratio of the curvatures (second derivatives) of multiplicities, which has the solution

$$\begin{aligned} \rho_2 = 1 - 2Br_1\gamma_0^2 & \left[1 + \left(\frac{2r_2}{r_1} + r_1 + a_1 - \frac{B}{2} \right) \gamma_0 \right. \\ & + \left(\frac{3r_3}{r_1} + 3r_2 + r_1^2 + a_2 + \frac{2a_1r_2}{r_1} + a_1r_1 + a_1^2 + B_1 \right. \\ & \left. \left. - \frac{2Br_2}{r_1} - \frac{3}{2}Br_1 - 2Ba_1 - \frac{B^2}{2} \right) \gamma_0^2 \right]. \end{aligned} \quad (44)$$

Numerically (for $n_f = 4$),

$$\rho_2 = 1 - 0.14\gamma_0^2(1 + 5.21\gamma_0 + 2.14\gamma_0^2). \quad (45)$$

Once again the terms in the brackets are larger or compatible with 1 at present values of $\gamma_0 \sim 0.5$. All the above expressions can be trusted quantitatively only at extremely high energies where $\gamma_0 \leq 0.2$, i.e. $\alpha_S \leq 0.02$, far below the present value $\alpha_S \approx 0.12$.

Thus we conclude that purely perturbative QCD as described by equations (1), (2) for the multiplicities with integration limits equal to 0 and 1 can hardly be accepted for quantitative estimates of the logarithmic slopes. Qualitatively, it predicts a positive slope for r and an excess of the ratio of slopes $r^{(1)}$ over the ratio r , in accordance with experimental findings. However their numerical values are lower than the experimental ones if only terms quoted above are taken into account.

Acknowledgements

This work has been supported by INTAS (V.N. – grant 97-103), by the Russian Fund for Basic Research, and by the US Department of Energy under grant DE-FG03-94ER40837. One of us (A.C.) would like to thank Yu. Dokshitzer, M. Fontannaz, A. Kaidalov, G. Korchemski, A. Krzywicki and D. Schiff for useful discussions.

References

- [1] See, for example, J.W. Gary, hep-ex/9909024, K. Hamacher, hep-ex/9809018.
- [2] S.J. Brodsky, J.F. Gunion, Phys. Rev. Lett. 37 (1976) 402;
K. Konishi, A. Ukawa, G. Veneziano, Phys. Lett. B 78 (1978) 243.
- [3] M.S. Alam et al. (CLEO Collaboration), Phys. Rev. D 56 (1997) 17;
Phys. Rev. D 46 (1992) 4822;
- [4] G. Alexander et al. (OPAL Collaboration), Phys. Lett. B 388 (1996) 659.
- [5] G. Abbiendi et al. (OPAL Collaboration), CERN-EP/99-028, in press
in Eur. Phys. J. C.
- [6] A.H. Mueller, Nucl. Phys. B 241 (1984) 141.
- [7] E.D. Malaza, B.R. Webber, Phys. Lett. B 149 (1984) 501; Nucl. Phys.
B 267 (1986) 70.
- [8] S. Catani, Yu.L. Dokshitzer, F. Fiorani, B.R. Webber, Nucl. Phys. B
377 (1992) 445; B 383 (1992) 419.
- [9] J.B. Gaffney, A.H. Mueller, Nucl. Phys. B 250 (1985) 109.
- [10] I.M. Dremin, V.A. Nechitailo, Mod. Phys. Lett. A 9 (1994) 1471; JETP
Lett. 58 (1993) 945.
- [11] S. Lupia, W. Ochs, Phys. Lett. B 418 (1998) 214; Nucl. Phys. Proc.
Suppl. 64 (1998) 74.
- [12] S. Lupia, Phys. Lett. B 439 (1998) 150; Proc. of the XXXIII Moriond
Symposium, March 1998, France; Ed. J. Tran Thanh Van, Editions
Frontieres, Gif-sur-Yvette, 1998; Proc. of the VIII International Work-
shop "Correlations and fluctuations", June 1998, Matrahaza, Hungary;
World Scientific, Singapore (to be published).
- [13] P. Abreu et al. (DELPHI Collaboration), Phys. Lett. B 449 (1999) 383.
- [14] I.M. Dremin, JETP Lett. 68 (1998) 559.

- [15] Ya.I. Azimov, Yu.L. Dokshitzer, V.A. Khoze, S.I. Troyan, Z. Phys. C 27 (1985) 65; Z. Phys. C 31 (1986) 213.
- [16] V.A. Khoze, W. Ochs, Int. J. Mod. Phys. A 12 (1997) 2949.
- [17] Yu.L. Dokshitzer, V.A. Khoze, A.H. Mueller, S.I. Troyan, Basics of Perturbative QCD, ed. J. Tran Thanh Van, Editions Frontieres, Gif-sur-Yvette, 1991.
- [18] I.M. Dremin, Physics-Uspekhi 37 (1994) 715.
- [19] I.M. Dremin, Phys. Lett. B 313 (1993) 209.
- [20] I.M. Dremin, R.C. Hwa, Phys. Rev. D 49 (1994) 5805.
- [21] PDG-group, R.M. Barnett et al., Phys. Rev. D 54 (1996) 1.
- [22] I.M. Dremin, J.W. Gary, Phys. Lett. B 459 (1999) 341.
- [23] B.R. Webber, Phys. Lett. B 143 (1984) 501.
- [24] E. Schyns, Proc. Rencontres de Moriond '97 QCD, p. 281; Ed. J. Tran Thanh Van, Editions Frontieres, Gif-sur-Yvette, 1997.
- [25] I.M. Dremin, B.B. Levtchenko, V.A. Nechitailo, Yad. Fiz. 57 (1994) 1091; Phys. Atom. Nucl. 57 (1994) 1029.
- [26] I.V. Andreev, Chromodinamika i zhestkie processy pri vysokikh energiyakh (Chromodynamics and hard processes at high energies), Nauka, Moscow, 1981.
- [27] P. Eden, preprint hep-ph/9805228; JHEP 9809:015, 1998.
- [28] I.M. Dremin, C.S. Lam, V.A. Nechitailo, Phys. Rev. D (to be published); hep-ph/9907487.
- [29] Yu.L. Dokshitzer, M. Olsson, Nucl. Phys. B 396 (1993) 137.

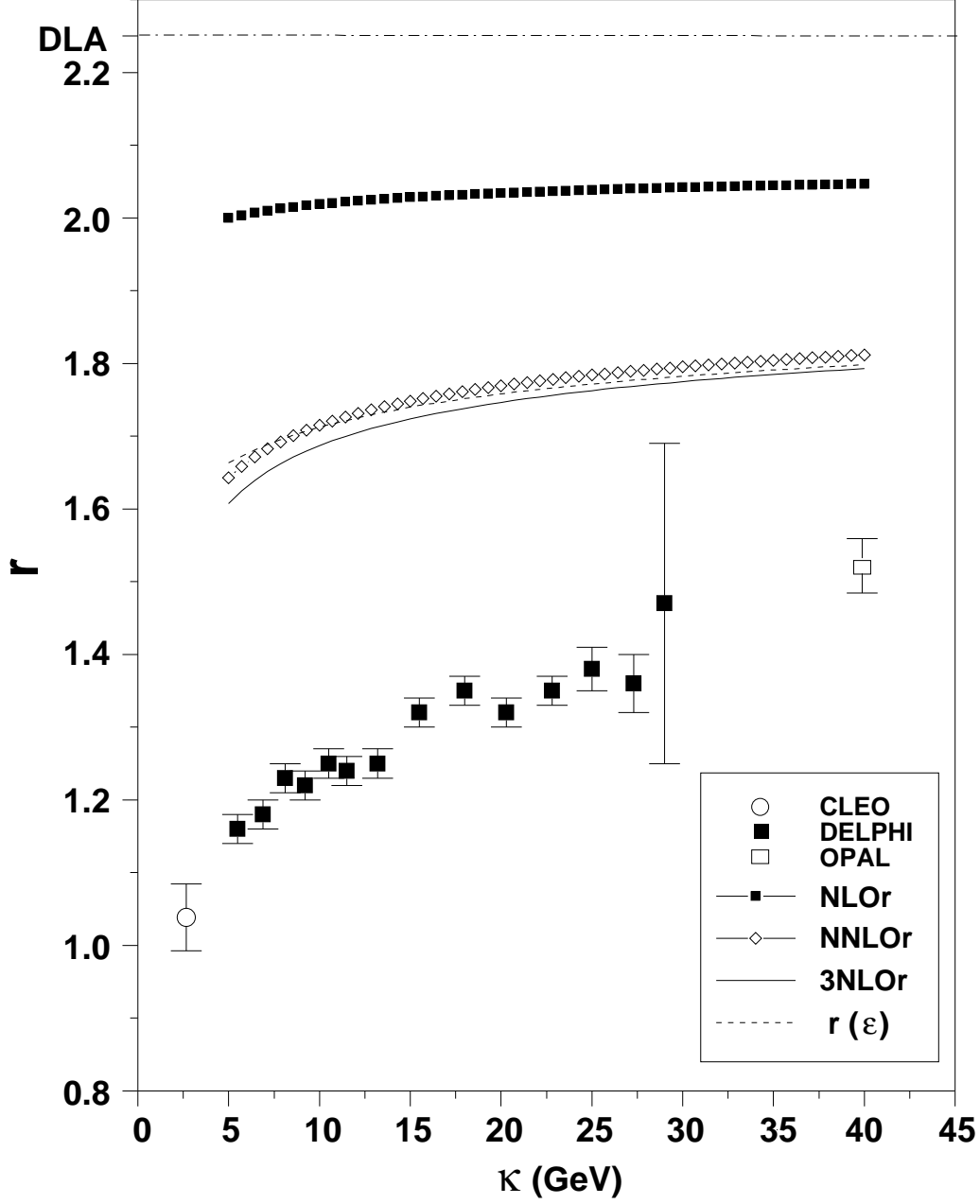


Figure 1: The ratio of the average multiplicities in gluon and quark jets versus the scale κ in the DLA, NLOr, NNLOr and 3NLOr approximations using integration limits 0–1, and in the 3NLOr approximation using limits e^{-y} and $1 - e^{-y}$ ($r(\epsilon)$ line), in comparison to data [3, 5, 13]. The theoretical results are obtained using $n_f = 4$.

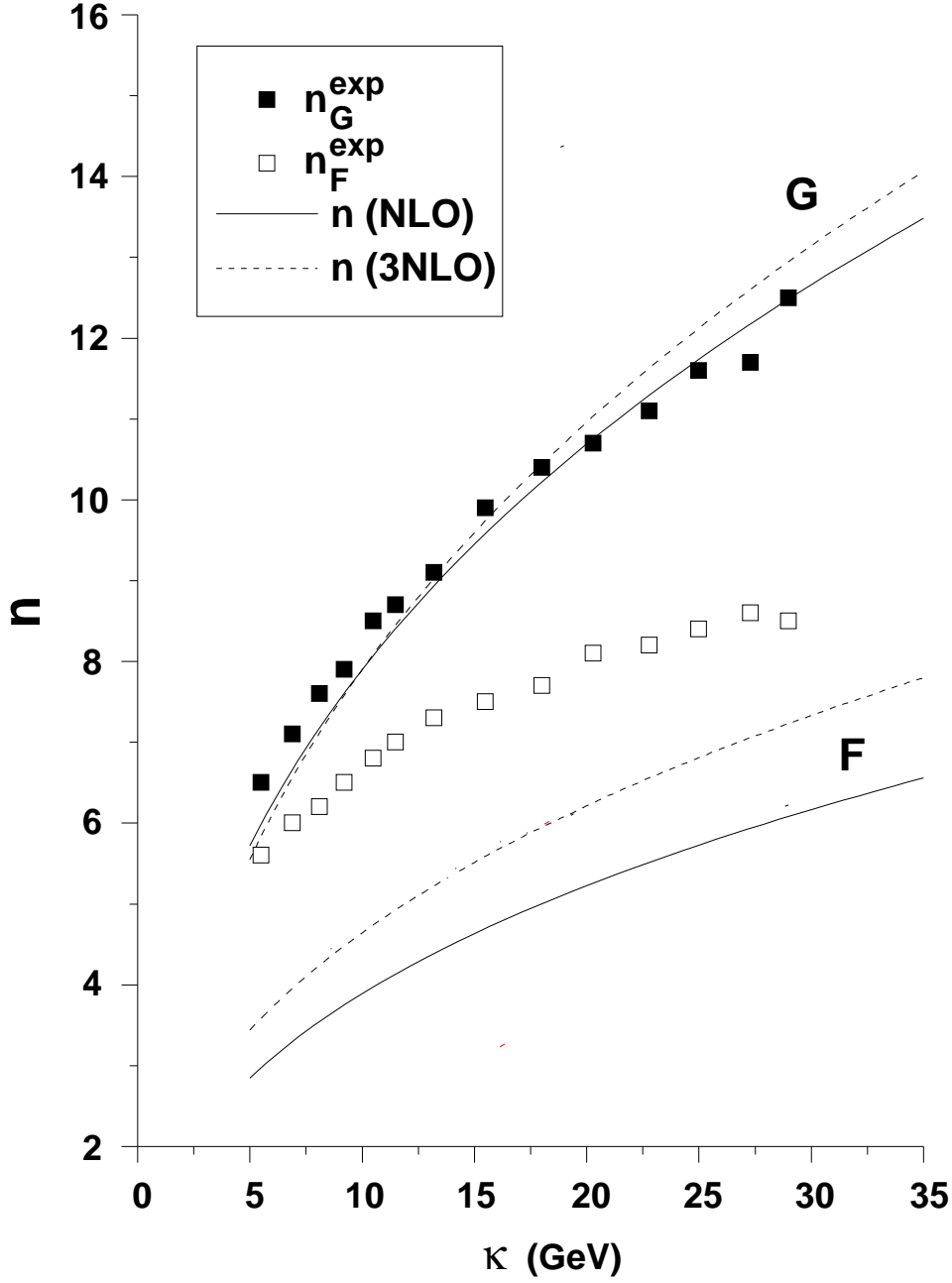


Figure 2: The average multiplicities of gluon (G) and quark (F) jets in the NLO and 3NLO approximations, compared to data [13]. For the theory, the gluon jet normalization is fit to the data; the normalization of the gluon jet curve fixes the normalization of the quark jet curve. The theoretical results are obtained using $n_f = 4$.

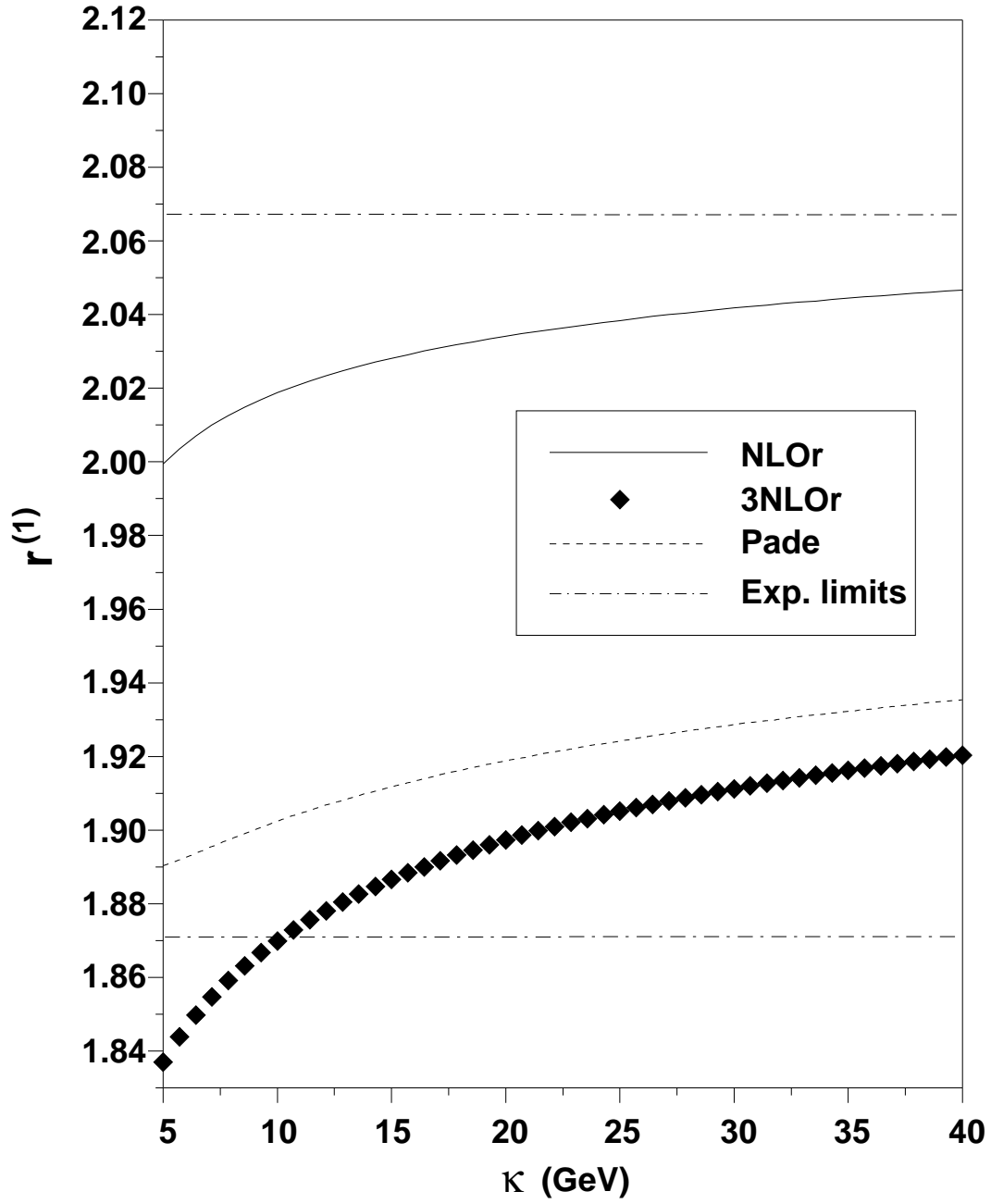


Figure 3: The ratio of slopes of the average multiplicities in gluon and quark jets, $r^{(1)}$, in the NLOr and 3NLOr (with its Pade expression) approximations. The theoretical results are obtained using $n_f = 4$. Upper and lower bounds of experimental results [13] are shown by the dash-dotted lines.