

# Sinks in the Landscape, Boltzmann Brains, and the Cosmological Constant Problem<sup>1</sup>

Andrei Linde

Department of Physics, Stanford University, Stanford, CA 94305

## Abstract

This paper extends the recent investigation of the string theory landscape [1], where it was found that the decay rate of dS vacua to a collapsing space with a negative vacuum energy can be quite large. The parts of space that experience a decay to a collapsing space, or to a Minkowski vacuum, never return back to dS space. The channels of irreversible vacuum decay serve as sinks for the probability flow. The existence of such sinks is a distinguishing feature of the string theory landscape. We describe relations between several different probability measures for eternal inflation taking into account the existence of the sinks. The local (comoving) description of the inflationary multiverse suffers from the so-called Boltzmann brain (BB) problem unless the probability of the decay to the sinks is sufficiently large. We show that some versions of the global (volume-weighted) description do not have this problem even if one ignores the existence of the sinks. We argue that if the number of different vacua in the landscape is large enough, the anthropic solution of the cosmological constant problem in the string landscape scenario should be valid for a broad class of the probability measures which solve the BB problem. If this is correct, the solution of the cosmological constant problem may be essentially measure-independent. Finally, we describe a simplified approach to the calculations of anthropic probabilities in the landscape, which is less ambitious but also less ambiguous than other methods.

---

<sup>1</sup>To the memory of Eugene Feinberg, who was trying to make a bridge between science, philosophy and art.

# Contents

1	Introduction	1
2	Decay of de Sitter vacua and sinks in the landscape	5
3	Tunneling to a collapsing universe with a negative vacuum energy	9
4	Currents in the landscape with sinks	11
5	Comoving probabilities and incoming currents	13
6	Pseudo-comoving volume-weighted measure	14
7	'Standard' volume-weighted distribution: rewarding the leaders	18
8	Invasion of Boltzmann brains.	21
8.1	BBs and comoving probabilities . . . . .	23
8.2	BBs and the pseudo-comoving volume-weighted distribution . . . . .	24
8.3	BBs and the standard volume-weighted distribution . . . . .	25
9	The standard volume-weighted distribution and the cosmological constant problem	26
10	Discussion	30

## 1 Introduction

For many decades people have tried to explain strange correlations between the properties of our universe, the masses of elementary particles, their coupling constants, and the fact of our existence. We know that we could not live in a 5-dimensional universe, or in a universe where the electromagnetic coupling constant, or the masses of electrons and protons would be just a few times greater or smaller than their present values. These and other similar observations have formed the basis for the anthropic principle. However, for a long time many scientists believed that the universe was given to us as a single copy, and therefore speculations about these magic coincidences could not have any scientific meaning.

The situation changes dramatically with the invention of inflationary cosmology. It was realized that inflation may divide our universe into many exponentially large domains corresponding to different metastable vacuum states, forming a huge inflationary multiverse [2, 3, 4, 5]. The total number of such vacuum states in string theory can be enormously large [6, 7, 8]. A com-

combination of these two facts with the KKLT mechanism of vacuum stabilization [9] recently gave rise to what is now called the string landscape scenario [10]. Some people like the new emerging picture of the multi-faceted universe, some people hate it, but it does not seem that we have much choice in this matter: We must learn how to live with this new scientific paradigm.

The first step in this direction is to find out which vacua are possible in string theory and describe their typical properties etc. [8]. The second step is to find whether different vacua can coexist side by side in the same universe, separated by domain walls [1]. Then we need to study the cosmological evolution during eternal inflation, which would provide us with a possible map of the multiverse [11].

The final step is the most ambitious and difficult: We want to find our own place in the landscape and explain the properties of our part of the universe. The original goal formulated in [11, 12, 13] was to find the place where most of the observers live. But an eternally inflating universe is infinite, so if we study the global structure of the universe and compare volumes, we are faced with the problem of comparing infinities. Several different ways of regulating these infinities have been proposed. Unfortunately, the results of all of these procedures depend on the prescription for the cutoff [11, 12, 13, 14, 15, 16, 17].

An alternative possibility is to study an individual observer, ignoring the volume-related effects and the global structure of the universe. This is sometimes called "the local description." One can do this using comoving coordinates, which are not expanding during eternal inflation [18, 19, 20, 21]. This description, unlike the previous ones, does not tell us much until we solve the problem of initial conditions. Finally, one may try to use the methods of Euclidean quantum gravity, see e.g. [22]. However, this approach is insufficiently developed. The debates about the Hartle-Hawking wave function [23] versus the tunneling wave function [24] have continued for more than 20 years. The related conceptual problems are extremely complicated despite the fact that these wave functions were calculated in the simplest (minisuperspace) approximation. This approximation, by construction, does not allow us to study the global structure of an eternally inflating universe.

The purpose of this paper is to clarify some features of the landscape in the simplest possible way. Our description will be incomplete, it will not cover some of the interesting recent proposals, but we hope that it will be useful anyway. To begin with, we will concentrate on drawing several sketches of "the map of the universe." There are many ways to do this. Each one provides us with a complementary view on the structure of the universe, and each of them can be useful. The problems begin if we start using our maps in an attempt to understand why it is that we live in this particular place at this particular time.

The easiest route to avoid these problems would be to concentrate on the conditional probabilities; see a discussion in Sect. 10. On the other hand, it would be nice to demonstrate that even though the part of the inflationary multiverse where we live is not unique, it is the best, or at least the most probable one. Only if all our attempts to put us to the "center of the universe" fail, we will have a right to say, following Copernicus, that we just happen to live in a not very special part of the multiverse; perhaps not the best or the worst, maybe not even close to a maximum of the probability distribution, but just in some place consistent with our existence.

One way to analyze these issues is to consider the probability measure as a part of the theory, and to compare its predictions with observations. If some of the probability measures lead to obviously incorrect predictions, we will concentrate on the remaining ones, which will reduce the uncertainty.

For example, recently it was argued that the Hartle-Hawking wave function predicts that most of the observers should exist in a form of short-living brains (Boltzmann brains, or BB) created by quantum fluctuations and floating in an empty de Sitter vacuum [25, 26]. More generally, we are talking about a possibility that the local conditions required for the existence of our life (planets, of solar systems, or isolated galaxies) were created by incredibly improbable quantum fluctuations in an empty dS space, instead of being produced in a regular way after the post-inflationary reheating of the universe. This possibility would contradict observational data.

The Boltzmann brane concept was introduced in [27], where some possible ways to resolve the related problems were proposed. It was closely related to the ideas developed in Ref. [28]. Among the "best" ways to resolve the BB problem suggested in [25, 26] was the prediction of a doomsday in  $10^{10}$  years from now, which requires the existence of superheavy gravitinos. If this is the case, a discovery of supersymmetric particles at LHC would give us a chance to test the wave function of the universe and to learn something about our future.

Using closely related arguments, but without assuming the validity of the Hartle-Hawking wave function, recently it was claimed that all attempts at a global description of our universe lead to an invasion of Boltzmann brains [29]. And since none of us wants to believe that he or she is a BB, then, according to [29], we must conclude that all attempts of a global description of the universe should be abandoned in favor of the particular version of the local description, which was proposed in [21] and called holographic. The relation of the method proposed in [21] to the previously developed methods was not immediately obvious. It was criticized in [30], where it was concluded that "for someone not initiated in holography, this view is very hard to adopt." So if the only BB-free prescription is bad, does it mean that all good prescriptions predict Boltzmann brains all the way down?

In this paper we will try to discuss related issues and analyze some of the existing problems. In Section 2 we will describe the theory of tunneling and quantum disunion between different de Sitter vacua. However, this theory only partially describes the mechanism of the population of the landscape. According to [9], all dS vacua in the string landscape scenario are unstable with respect to decay to a Minkowski vacuum or to a collapsing universe with a negative cosmological constant. Once this happens, the corresponding part of the universe effectively disappears from consideration, as if it were falling to a sink from which it never returns back. One of the results obtained in [1] was that the probability of a decay to a collapsing space with a negative vacuum energy may be much greater than the decay probability of a de Sitter space to a Minkowski space estimated in [9]. We will briefly describe this result in Section 3.

In Section 4 we will discuss a special role of the incoming probability currents and the corresponding probability charges in anthropic considerations. In Section 5 we will study these currents and charges in the comoving coordinates (local description) and show that the results of our investigation coincide with the results of the approach proposed in [21], without any need to appeal to holography. In Section 6 we will describe one of the volume-weighted probability

distributions proposed in [11, 12] and studied in [1] in the context of the string landscape scenario. This distribution is very similar to the comoving probability distribution, so we will call it ‘pseudo-comoving’: it does not reward different parts of the universe for the different speed of their expansion. This probability measure naturally appears when one studies the physical volume of different parts of the universe at the hypersurface of equal time, but measures the time in units of  $H^{-1}$  along each geodesic. In these units, all parts of the universe expand at the same rate, which is why the map of the universe remains similar to the map in the comoving coordinates. However, unlike the comoving probability distribution, this probability distribution takes into account the overall growth of the volume of the universe, and therefore it leads to different predictions, which are very sensitive to the properties of the sinks in the landscape [1].

In Section 7 we will describe another volume-weighted probability measure proposed in [4, 11, 12]. We will call this measure ‘standard,’ because it calculates the physical volume of different regions of stationary universe taking into account their expansion proportional to  $e^{H_i t}$ , where  $t$  is measured in the standard physical units, such as the Planck time  $M_p^{-1}$ , or the string time  $M_s^{-1}$ . Here  $H_i$  are the Hubble constants in different dS spaces. An advantage of this probability measure is that the standard time, which measures the number of oscillations, is suitable for the description of chemical and biological processes, unlike the time measured in units of  $H^{-1}$ , which corresponds to the logarithm of the distance between galaxies. Therefore one may argue that the standard probability measure may be better suited for anthropic purposes. The results of the calculation of the probability currents and charges in this case are almost completely insensitive to the existence of the sinks.

In Section 8 we will analyze the problem of Boltzmann brains and show that the comoving probability distribution, which provides a local description of the universe, and the pseudo-comoving probability distribution, which does not reward growth, are not entirely immune to the Boltzmann brain problem. Meanwhile the ‘standard’ volume-weighted probability measure proposed in [4, 11, 12] solves this problem.

One may wonder whether the solution of the BB problem may coexist with the solution of other problems, such as the cosmological constant problem. In Section 9 we will describe the anthropic solution of the cosmological constant (CC) problem in the string landscape scenario using the standard volume-weighted probability measure. We will argue there that the anthropic solution of the CC problem in the string landscape scenario with a sufficiently large number of dS vacua may remain valid for a large class of the probability measures.

Finally, in the Section 10 we discuss other problems of different probability measures. We also argue there that, despite all of the uncertainties related to quantum cosmology, we can still use the anthropic principle to explain many properties of our part of the universe and impose strong constraints on particle physics and cosmology. The only thing that we need to do is to study conditional probabilities and use simple facts of our life as observational data, in the same way as we use other observational and experimental data in developing a picture of our world.

## 2 Decay of de Sitter vacua and sinks in the landscape

Before we start our discussion of probabilities, we must remember some basic facts about the mechanism of jumping from one vacuum to another. There are two related mechanisms to do so: due to tunneling [31] and due to a stochastic diffusion process [18, 32].

Tunneling produces spherically symmetric universes. They look like growing bubbles for an outside observer, and like open homogeneous infinite universes from the inside observer. If the tunneling goes to dS space, the interior of the bubbles expands exponentially. From the point of view of an outside observer, the bubble walls continue moving with a speed approaching that of light, but in comoving coordinates their size approaches some maximal value and freezes. The maximal value depends on the time when the bubble is formed; it is exponentially smaller for bubbles formed later on [33]. If the tunneling goes to the state with a negative vacuum energy  $V$ , the infinite universe inside it collapses within a time of the order  $|V|^{-1/2}$ , in Planck units.

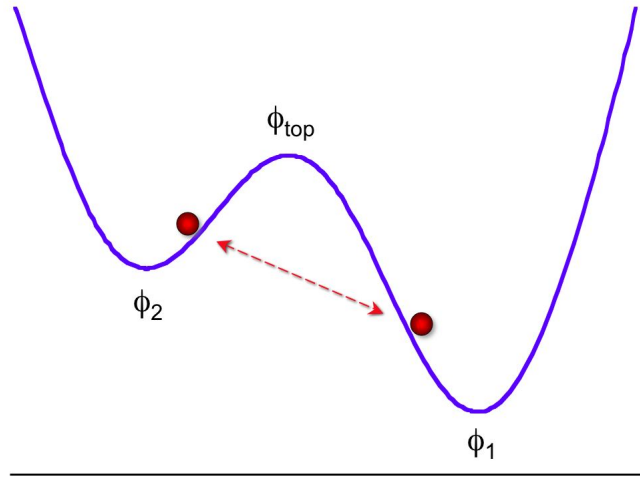


Figure 1: Coleman-De Luccia tunneling may go in both directions. A surprising feature of this process is that the tunneling in general occurs not from one minimum of the potential to another minimum, but from one wall of the potential to another wall.

Consider two dS vacua  $dS_i$  with the vacuum energy density  $V_i = V(\phi_i)$ , Fig. 1. Without taking gravity into account, the tunneling may go only from the upper minimum to the lower minimum, but in the presence of gravity tunneling may occur in both directions, which is emphasized in Fig. 1. According to Coleman and De Luccia [31], the tunneling probability from  $dS_1$  to  $dS_2$  is given by

$$\Gamma_{12} = e^{-B} = e^{-S(\phi_2) + S_1}; \quad (2.1)$$

where  $S(\phi)$  is the Euclidean action for the tunneling trajectory, and  $S_1 = S(\phi_1)$  is the Euclidean action for the initial configuration  $\phi = \phi_1$ ,

$$S_1 = \frac{24\pi^2}{V_1} < 0; \quad (2.2)$$

This action has a simple sign-reversal relation to the entropy of de Sitter space  $S_1$ :

$$S_1 = -S_1 = +\frac{24}{V_1} : \quad (2.3)$$

Therefore the decay time of the metastable dS vacuum  $t_{\text{decay}}^{(1)}$  can be represented in the following way:

$$t_{\text{decay}} = e^{S(\cdot) + S_1} = t_r e^{S(\cdot)} : \quad (2.4)$$

Here  $t_r e^{S_1}$  is the so-called recurrence time for the vacuum  $dS_1$ .<sup>2</sup>

Whereas the theory of tunneling developed in [31] was quite general, all examples of tunneling studied there described the thin-wall approximation, where the tunneling occurs from one minimum of the potential and proceeds directly to another minimum. This made the interpretation of the process rather simple. However, in the cases where the thin-wall approximation is not valid, the tunneling occurs not from the minimum but from the wall, which makes interpretation of this process in terms of the decay of the initial vacuum less obvious.

The situation becomes especially confusing when the potential is very flat on the way from one minimum to another,  $V'' < V$ , in Planck units. In this case the Coleman-De Luccia instanton becomes replaced by the instanton describing tunneling from the top of the effective potential back to the same top of the effective potential. The corresponding instanton represents the limiting configuration of Fig. 1 when the two red balls meet at the top. According to Hawking and Moss [34], the probability of tunneling from the minimum 1 to the minimum 2 is given by

$$P_{12} = e^{S_{\text{top}} + S_1} = \exp \left[ -\frac{24}{V(1)} + \frac{24}{V(\text{top})} \right] : \quad (2.5)$$

Here  $\text{top}$  corresponds to the top of the barrier separating the two minima. Initial interpretation of this result was rather obscure because the corresponding instanton seemed to describe a homogeneous tunneling,  $\phi = \text{top}$ , which does not interpolate between any minima of the potential. A homogeneous jump corresponding to this instanton would be impossible in an infinite (or exponentially large) stationary universe. Moreover, from the derivation of this result it was not clear why the tunneling should occur to the top of the potential instead of going directly to the second dS minimum. The situation becomes especially confusing for the case with many minima and maxima (the landscape), because the result obtained in [34] suggested that it is very easy to tunnel through high mountains if anywhere in the landscape there is a maximum with the height  $V(\text{top}) > V(1)$ . In fact, from the derivation it was not obvious whether the tunneling should go to the maximum instead of going directly to the next minimum, since the instantons with a constant field  $\phi_2$  also exist. These conclusions seem obviously wrong, but why?

One of the best attempts to clarify the situation was made by Gen and Sasaki [35], who described the tunneling using Hamiltonian methods in quantum cosmology, which avoided

---

<sup>2</sup>Throughout the paper, we will assume that all decay rates are exponentially small, so one can ignore subexponential factors in the expressions for the tunneling probabilities. Indeed, any subexponential factors can be ignored as compared to the decay rates of the type of  $e^{S_1}$ , where  $S_1$  is the entropy of dS state with the cosmological constant  $\Lambda = 10^{-120}$ . However, in the situations where the decay rates are not too strongly suppressed, one should be careful about these factors, especially if we measure time in units of  $H_1^{-1} \approx 10^{60}$ , where  $H_1$  is the present value of Hubble constant.

many ambiguities of the Euclidean approach. But even their investigation did not allow us to completely resolve the paradoxes formulated above.

A proper interpretation of the Hawking-Moss tunneling was achieved only after the development of the stochastic approach to inflation [18, 36, 32, 11]. One may consider quantum fluctuations of a light scalar field with  $m^2 = V'' = 0$ ,  $H^2 = V = 3$ . During each time interval  $t = H^{-1}$  this scalar field experiences quantum jumps with the wavelength  $H^{-1}$  and with a typical amplitude  $\delta\phi = H^{-1} = 2$ . Then the wavelength of these fluctuations grows exponentially. As a result, quantum fluctuations lead to a local change of the amplitude of the field, which looks homogeneous on the horizon scale  $H^{-1}$ . From the point of view of a local observer, this process looks like a Brownian motion of the homogeneous scalar field. If the potential has a dS minimum at  $\phi_1$  with  $m^2 = H^2$ , then eventually the probability distribution to find the field with the value  $\phi$  at a given point becomes time-independent,

$$P(\phi) = \exp \left( -\frac{24}{V(\phi_1)} + \frac{24}{V(\phi)} \right) : \quad (2.6)$$

This probability distribution shows that the probability of a Brownian motion from the configuration where the horizon size domain contains the field  $\phi_1$  to the configuration where it contains the field  $\phi$  is exponentially suppressed by a factor of  $\exp \left( -\frac{24}{V(\phi_1)} + \frac{24}{V(\phi)} \right)$ . Once the scalar field climbs up to the top of the barrier, it can fall from it to the next minimum, which completes the process of "tunneling" in this regime. That is why the probability to gradually climb to the local maximum of the potential at  $\phi = \phi_{\text{top}}$  and then fall to another dS minimum is given by Hawking-Moss expression (2.5) [18, 36, 32, 11].

The distribution  $P(\phi)$ , which gives the probability to find the field  $\phi$  at a given point, has a simple interpretation as a fraction of the comoving volume of the universe corresponding to each of the dS vacua. Unlike the physical volume of the universe, the comoving volume does not grow when the universe expands. To distinguish the comoving probability distribution from the volume-weighted probability distributions taking into account expansion of the universe, in [4, 11] the comoving distribution was called  $P_c$ , whereas the volume-weighted probability distribution was called 'physical' and denoted by  $P_p$ . Interpretation of  $P_c$  can be understood as follows: At some initial moment one divides the universe into many domains of the same size, assigns one point to each domain, and follows the subsequent distribution  $P_c(\phi)$  of the points where the scalar field takes the value  $\phi$ . Physical probability distributions may differ from each other by the choice of time parametrization. For example, if one measures time in units of  $H^{-1}$ , different parts of the universe in these coordinates expand at the same rate. In this paper we will call the corresponding distribution 'quasi-comoving,' see Section 6. We will call 'standard' the physical probability distribution taking into account different rates of expansion of different parts of the universe, see Section 7. To avoid accumulation of various indices, in this paper we will not write the indices 'c' and 'p' near the probability distributions, but we will specify each time what kind of distribution we are calculating.<sup>3</sup>

---

<sup>3</sup>Note that the probability distribution  $P_p$  introduced in [4, 11] in general is not supposed to be a global distribution describing all parts of the universe at once. Instead of that, one should consider a single causally connected domain of size  $O(H^{-1})$ , put there many 'observers' and check what they are going to see after some time  $t$ . Even though these observers eventually become exponentially far from each other, formally they still belong to a causally connected part of the universe, which allows a local description.



A necessary condition for the derivation of Eq. (2.6) in [18, 36, 32, 11] was the requirement that  $m^2 = V'' = H^2 = V = 3$ . This requirement is violated for all known scalar fields at the present (post-inflationary) stage of the evolution of the universe. Therefore the situation with the interpretation of the Coleman-De Luccia tunneling for  $V'' = V = 3$  remains somewhat unsatisfactory. In this paper we will follow the standard lore, assume that this approach is correct, and study its consequences, but one should keep this problem in mind.

Following [37] (see also [20, 28, 10]), we will look for a probability distribution  $P_i$  to find a given point in a state with the vacuum energy  $V_i$  and will try to generalize the results for the probability distribution obtained above by the stochastic approach to inflation. The main idea is to consider CDL tunneling between two dS vacua, with vacuum energies  $V_1$  and  $V_2$ , such that  $V_1 < V_2$ , and to study the possibility of tunneling in both directions, from  $V_1$  to  $V_2$ , or vice versa.

The action on the tunneling trajectory,  $S(\phi)$ , does not depend on the direction in which the tunneling occurs, but the tunneling probability does depend on it. It is given by  $e^{-S(\phi) + S_1}$  on the way up, and by  $e^{-S(\phi) + S_2}$  on the way down [37]. Let us assume that the universe is in a stationary state, such that the comoving volume of the parts of the universe going upwards is balanced by the comoving volume of the parts going down. This can be expressed by the detailed balance equation

$$P_1 e^{-S(\phi) + S_1} = P_2 e^{-S(\phi) + S_2} ; \quad (2.7)$$

which yields (compare with Eq. (2.5))

$$\frac{P_2}{P_1} = e^{S_2 - S_1} = \exp \left( -\frac{24}{V_1} + \frac{24}{V_2} \right) ; \quad (2.8)$$

independently of the tunneling action  $S(\phi)$ .

Equations (2.6) and (2.8) imply that the fraction of the comoving volume of the universe in a state  $\phi_2$  different from the ground state  $\phi_1$  (which is the state with the lowest, but positive, vacuum energy density) is proportional to  $C_1 \exp \frac{24}{V(\phi_2)}$ , with the normalization coefficient  $C_1 = \exp \frac{24}{V_1}$ . The probability distribution  $C_1 \exp \frac{24}{V(\phi)}$  coincides with the square of the Hartle-Hawking wave function describing the ground state of the universe [23]. It has a simple physical meaning: The universe wants to be in the ground state  $\phi_1$  with the lowest possible value of  $V(\phi)$ , and the probability of deviations from the ground state is exponentially suppressed. This probability distribution also has a nice thermodynamic interpretation in terms of dS entropy  $S$  [38]:

$$\frac{P_2}{P_1} = e^{S_2 - S_1} = e^{-S} ; \quad (2.9)$$

Here, as before,  $S_1 = -S_2$ . This result and its thermodynamic interpretation played a substantial role in the discussion of the string theory landscape [10].

Investigation of the stationary probability distribution alone does not give us a full picture. For example, the probability distribution (2.6) tells us about the fraction of the comoving volume of the universe in a given state, but it tells us nothing about the evolution towards this state. A partial answer to this question can be given by investigation of the stochastic diffusion equations describing the evolution of the scalar field in the inflationary universe. But

now, instead of looking for the most probable outcome of the evolution, one should follow the evolution backwards and look for the initial condition  $\phi_1$  for the trajectories which bring the field to its final destination  $\phi_f$ . In the stationary regime considered above, the corresponding solution looks very similar to (2.6) [11]:

$$P(\phi) = \exp \left( -\frac{24}{V(\phi_1)} - \frac{24}{V(\phi)} \right) : \quad (2.10)$$

In this equation, however,  $\phi_1$  is not the position of the ground state, but a position of an arbitrary initial point for the diffusion process which eventually brings us to the point  $\phi_f$ . As we see, the probability is maximized by the largest possible value of  $V(\phi_1)$ . Interestingly, the expression  $\exp \left( -\frac{24}{V(\phi_1)} \right)$  describing the probability of initial conditions coincides with the expression for the square of the tunneling wave function describing creation of a closed dS universe "from nothing" [24], whereas the second term looks like the square of the Hartle-Hawking wave function describing the ground state of the universe. In the stationary regime the squares of these two wave functions coexist in the same equation, but they provide answers to different questions.

However, this stationary distribution does not apply to the processes during slow-roll inflation; in order to obtain a stationary distribution during inflation one should take into account the growth of the physical volume of the universe [4, 11]. Moreover, this distribution does not necessarily apply to the string theory landscape either, because in the KKLT scenario there are no stable dS vacua that could serve as a ground state of the universe. Metastability of dS space in the KKLT construction was emphasized in [9] and in many subsequent papers. Here we would like to look at this issue in a more detailed way.

### 3 Tunneling to a collapsing universe with a negative vacuum energy

Stationarity of the probability distribution (2.9) was achieved because the lowest dS state did not have anywhere further to fall. Meanwhile, in string theory all dS states are metastable, so it is always possible for a dS vacuum to decay [9]. It is important that if it decays by production of the bubbles of 10D Minkowski space, or by production of bubbles containing a collapsing open universe with a negative cosmological constant, the standard mechanism of returning back to the original dS state no longer operates.<sup>4</sup> These processes work like sinks for the flow of probability in the landscape. Because of the existence of the sinks, which are also called terminal vacua, the fraction of the comoving volume in the dS vacua will decrease in time.

The first estimates of the probability to tunnel to the sink made in [9] were rather instructive and simultaneously rather optimistic. First of all, it was shown in [9] that if the decay of the metastable dS vacua occurs due to tunneling through a barrier with positive scalar potential,

---

<sup>4</sup>One may speculate about the possibility of quantum jumps from Minkowski space to dS space [32], or even about the possibility of jumps back through the cosmological singularity inside each of the bubbles, but we will not discuss these options here.

then the instanton action  $S(\cdot)$  is always negative, and therefore the decay always happens during the time shorter than the recurrence time  $t_r$ :

$$t_{\text{decay}} = e^{S(\cdot) + S_1} < t_r = e^{S_1} : \quad (3.1)$$

On the other hand, if the tunneling occurs, for example, from our vacuum with  $V_1 = 10^{120}$  in Planck units through the barrier with a much greater  $V$ , or if we are talking about the Hawking-Moss tunneling to  $V_2 < V_1$ , then the decay time in the first approximation would coincide with the recurrence time, i.e. our vacuum would be incredibly stable:  $t_{\text{decay}} \sim e^{\frac{24}{V_1}} \sim 10^{0.120}$  years.

This result can be directly applied to the simplest KKLT model where the tunneling occurs through the positive barrier separating the metastable dS vacuum and the supersymmetric 10D vacuum. However, the situation with the tunneling to AdS vacua for a while remained much less clear [39, 40, 41] because it could involve tunneling through the barriers with  $V < 0$ .

This problem was recently analyzed in Ref. [1]. In that paper, we found many BPS domain wall solutions separating different AdS vacua in the landscape. This can be done at the first stage of the landscape construction, prior to the uplifting, when one finds all stable supersymmetric AdS vacua of the theory. Supersymmetry allows these vacua to coexist without expanding and "eating" each other. In all cases when the superpotential does not vanish across the domain wall, the domain wall solutions separating different vacua can be represented as the walls of the CDL bubbles of infinitely large size [42, 1]. For such bubbles, the tunneling action is infinitely large, and the vacuum decay is impossible. This fact is related to the supersymmetry of the different vacua [43], and of the interpolating BPS wall solutions.

However, after the uplifting, which is required to obtain dS minima in the KKLT construction [9], supersymmetry becomes broken. For example, in the simplest KKLT-based models the gravitino mass squared in our vacuum is directly related to the required amount of uplifting, which almost exactly coincides with the depth of the initial AdS vacuum prior to the uplifting:  $m_{3=2}^2 \sim |V_{\text{AdS}}|/3$  [44]. If we perform the uplifting in the theory with many different AdS minima, then only some of them will be uplifted high enough to become dS minima. Supersymmetry no longer protects them from decaying to the lower vacua. This may lead to a relatively rapid decay of the uplifted dS vacuum due to the creation of bubbles describing collapsing open universes with a negative vacuum energy density. For brevity, we will sometimes call this process the decay to AdS vacua, but one should remember that in reality we are talking about tunneling to a collapsing space. According to [1], the typical decay rate for this process can be estimated as  $\exp \frac{C M_{\text{Pl}}^2}{m_{3=2}^2}$ . For the gravitino mass in the 1 TeV range one finds suppression in the range of  $10^{-10^{34}}$  [1], which is much greater than the expected rate of the decay to Minkowski vacuum, or to a higher dS vacuum, which is typically suppressed by the factors such as  $10^{-10^{120}}$ . For superheavy gravitinos, which do appear in certain versions of the KKLT construction, vacuum decay rates can be even higher [25], which may lead to an anthropic upper bound on the degree of supersymmetry breaking in string theory.<sup>5</sup> Other possible decay channels for the uplifted dS space were discussed in [45, 46, 47].

The fact that the decay to the collapsing AdS space can be so probable may lead to considerable changes to the standard picture of the landscape of dS vacua in thermal equilibrium.

---

<sup>5</sup>I am grateful to Steve Shenker for the discussion of this issue.

We are going to discuss this question now.

## 4 Currents in the landscape with sinks

To make our study as simple as possible, we will begin with an investigation of a simple model describing two dS minima and one AdS minimum, denoted by 1, 2, and S in Fig. 2.

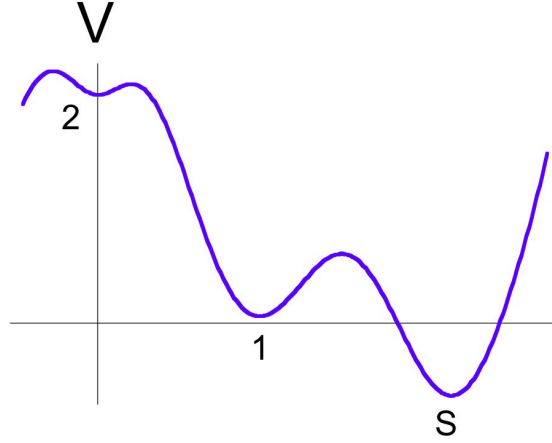


Figure 2: A potential with two dS minima and a sink.

We will begin with the investigation of this process in comoving coordinates, i.e. ignoring the expansion of the universe. To get a visual understanding of the process of bubble formation in comoving coordinates, one may paint black all of its parts corresponding to one of the two dS states, and paint white the parts in the other dS state. Then, in the absence of sinks in the landscape, the whole universe will become populated by white and black bubbles of all possible sizes. Asymptotically, the universe will approach a stationary regime; the whole universe on average will become gray, and the level of gray asymptotically will remain constant.

Suppose now that some parts of the universe may tunnel to a state with a negative cosmological constant. These parts will collapse, so they will not return to the initial dS vacua. If we paint such parts red, then the universe, instead of reaching a constant shade of gray, eventually will look completely red. This is what we would find if we studied the properties of the universe at any given point. The probability to find the universe in a given state at a given point is given by the comoving probability distribution  $P_i$ .

To describe this process, instead of the detailed balance equation (2.7) one should use the "vacuum dynamics" equations [17, 1]:

$$P_1 = -J_{1s} - J_{21} + J_{21} ; \quad (4.1)$$

$$P_2 = -J_{2s} - J_{12} + J_{12} ; \quad (4.2)$$

Here  $J_{ij} = P_j - P_j \Gamma_{ji}$ , where  $\Gamma_{ji}$  is the decay rate if the  $j$  vacuum with respect to the bubble formation of the vacuum  $i$ . In particular,  $J_{1s} = P_1 e^{-C_1}$  is the probability current from the lower

dS vacuum to the sink, i.e. to a collapsing universe, or to a Minkowski vacuum,  $J_{2s} = P_2 e^{C_2}$  is the probability current from the upper dS vacuum to the sink,  $J_{12} = P_1 e^{S_1 + \mathcal{B}(\cdot)}$  is the probability current from the lower dS vacuum to the upper dS vacuum, and  $J_{21} = P_2 e^{S_2 + \mathcal{B}(\cdot)}$  is the probability current from the upper dS vacuum to the lower dS vacuum. Combining this all together, gives us the following set of equations for the probability distributions:

$$P_1 = P_1 (J_{1s} + J_{12}) + P_2 J_{21} ; \quad (4.3)$$

$$P_2 = P_2 (J_{2s} + J_{21}) + P_1 J_{12} : \quad (4.4)$$

(We ignore here possible sub-exponential corrections, which appear, e.g., due to the difference in the initial size of the bubbles etc.)

The distributions  $P_i$  play the role of the accumulated charges of the probability currents. We will also introduce equations for the charges for the incoming probability currents  $J_{12}$  and  $J_{21}$ :

$$Q_1 = J_{21} = P_2 J_{21} ; \quad (4.5)$$

$$Q_2 = J_{12} = P_1 J_{12} : \quad (4.6)$$

These charges take into account only the incoming probability flux, ignoring the outgoing currents.

Before solving these equations in various regimes, let us discuss the physical interpretation of the functions  $P_i$  and  $Q_i$ .

The function  $P_i$  describes the probability to find a given point in a particular state (in a particular dS vacuum or in a state with a particular field). Equivalently, it describes the fraction of comoving volume of the universe in a particular state, or the fraction of a proper time spent by a given point in this state. This function can be useful if one wants to get a map of the multiverse.

However, when the bubbles of a new phase expand, their interior eventually becomes an empty dS space devoid of any observers. If we are usual observers born after reheating of the inflationary universe, then one may argue that the probability to be born in the bubble dS<sub>i</sub> is proportional not to the volume distribution  $P_i$ , but to the frequency of the new bubble production, which is related to the sum of all incoming probability currents  $Q_1 = \sum_j J_{ij}$ .

A closely related fact was emphasized a long time ago, in the paper where we performed the first detailed investigation of the probability distribution to live in a continuous set of vacua with different properties [12]. The main idea was to find all parts of the universe at the hypersurface of the end of inflation, or at the hypersurface of a given temperature at a given time after the beginning of inflation. After that, one should compare the relative volumes of different parts with these properties containing different values of those fields or parameters which we would like to determine using the anthropic considerations. The way to achieve this goal, which was proposed in [12], was to calculate the incoming probability currents through the hypersurface of the end of inflation. (In [12] the incoming probability current at the hypersurface of the end of inflation was denoted by  $P$ , to distinguish it from the probability distribution  $P$  studied in [11]. Here we use a different system of notations.)

A new feature of the string landscape scenario is that each geodesic may enter a vacuum of the same type, or the hypersurface of the end of inflation, many times, when the bubbles of the

new phase are produced over and over again, and life reemerges there. Each of these entries should be counted separately when calculating the probability of the emergence of life. The integrated probability current in this context was introduced in [20].

Starting from this point, one can use several different methods for the calculation of probabilities, depending on various assumptions.

## 5 Comparing probabilities and incoming currents

The simplest possible probability measure appears if one argues that when we are trying to explain the properties of our world as we see it, we should not care about other observers. Instead we should concentrate on our own history. Because of the possible quantum jumps, our worldline could wander many times between different dS states. Then one may argue that the probability for any given observer to find him self in a dS<sub>i</sub> state is proportional to the probability that his worldline entered this vacuum. But this is the definition of the charges  $Q_i$ , which are given by the integrated incoming probability currents.

One should take into account each such entry (or re-entry), and multiply the total number of such entries by the probability that each entry leads to the emergence of life as we know it [21]. The last part (which we will not consider in this paper) implies, in particular, that we should pay special attention to the bubbles having stationary universes inside, since otherwise the bubbles will be empty open universes unsuitable for life [48].

At the first glance, it may seem very difficult to obtain  $Q_i$  using our system of differential equations. Fortunately, the corresponding procedure is quite straightforward if one uses the method of integration of these equations along the lines of [18, 17].

Indeed, let us write integrated equations (4.3), (4.4), (4.5), (4.6) in terms of the integrals  $P_i = \int_0^1 P_i dt$ :

$$P_1(1) - P_1(0) = -P_1(1_s + 1_2) + P_2(2_1); \quad (5.1)$$

$$P_2(1) - P_2(0) = -P_2(2_s + 2_1) + P_1(1_2); \quad (5.2)$$

$$Q_1(1) = P_2(2_1); \quad (5.3)$$

$$Q_2(1) = P_1(1_2); \quad (5.4)$$

We will be interested in the investigation of systems with sinks, in which case  $P_1(1) = 0$  [1]. Assume for definiteness that  $P_1(0) = 0$ , and  $P_2 = 1$ , i.e. we consider the system which initially was in its upper dS vacuum. In this case the system of equations above gives

$$q_1 = \frac{Q_2(1)}{Q_1(1)} = \frac{1_2}{1_s + 1_2}; \quad (5.5)$$

On the other hand, if initially the system was in the lower dS vacuum,  $P_1(0) = 1, P_2 = 0$ , then the same equations give

$$q_1 = \frac{Q_2(1)}{Q_1(1)} = 1; \quad (5.6)$$

If one remembers that the relative probability that the lower vacuum jumps up is  $= \frac{12}{1s+12}$ , and the relative probability to jump to the sink is  $1 = \frac{1s}{1s+12}$ , then one finds that our results are equivalent to the results obtained by Bousso [21] by a different method.

Our method of calculation of comoving probabilities does not require any reference to holography,<sup>6</sup> and it can be easily compared to other methods using standard terminology of eternal inflation. We are talking here about the total charges corresponding to the incoming probability currents in the comoving coordinates [12], but we are applying this methodology to the situation with many discrete dS vacua [20, 21]. Quantities like that are invariant with respect to different choices of the time variable [17]. They do not require introduction of any artificial cutoffs; an exponential cutoff is naturally present here because of the existence of the sinks in the landscape.

This approach is quite interesting and informative, but it is somewhat incomplete, because it makes predictions only after we specify initial conditions for inflation. This returns us to the question of the measure of initial conditions, and to the 20 years old debate about the Hartle-Hawking wave function versus the tunneling wave function. We will discuss this question in Section 8. Meanwhile one of the main advantages of eternal inflation is that it makes everything that happens in an inflating universe independent of the initial conditions. That is why most of the efforts for finding the probability measure in eternal inflation were based on the global, volume-weighted probability distributions, which do not depend on initial conditions.

The dependence on the initial conditions does not automatically disqualify the local approach. In fact, different versions of this method have been used in the past for making cosmological predictions. From my perspective, the main problem with the comoving probability distribution is not the dependence on initial conditions, but the fact that, by construction, this method is not very convenient for investigation of the large scale structure of an eternally inflating universe. We will describe now the simplest volume-weighted probability distribution, which, at the first glance, is almost indistinguishable from the comoving distribution, but which leads to different predictions.

## 6 Pseudo-comoving volume-weighted measure

One of the main advantages of inflation is that it can explain the enormously large size of the universe. Eternal inflation does even more. It can take two causally-connected regions and then make the distance between them indefinitely large. Thus a single causally connected region of the universe eventually will contain indefinitely many observers like us. If we are typical, we should study the distribution of all observers over the whole universe, and then find where most of them live. This idea and the methods of calculating probability distributions to find observers in different parts of the universe in the context of eternal inflation were developed

---

<sup>6</sup>This is not surprising since inflation by its nature is opposite to the basic idea of the holographic approach. Indeed, the main advantage of inflation is its ability to erase all memory of initial and boundary conditions, which is opposite to the original idea of the holographic principle, which suggests that all 3D gravitational dynamics can be described in terms of the dynamics on some 2D hypersurface [49]. In the cosmological context, this idea was gradually reduced to the derivation of various bounds on entropy [50]. One may still try to combine eternal inflation with the original version of the holographic principle, but it is a rather challenging task [51].

in [11, 12, 13].<sup>7</sup> But one cannot find out what is typical and what is not by concentrating on a single observer and ignoring the main fraction of the volume of the universe. Indeed, each particular observer within a finite time will die in the collapsing universe. However, the universe eternally rejuvenates due to the exponential expansion of its various dS parts, the total volume of the universe in different dS states continues to grow exponentially, and so does the total number of observers living there [2, 52, 53, 54]. This process of eternal creation of new points and new observers is completely missed by the investigation of the comoving probability currents performed in the previous section.

This problem can be cured by a tiny modification of our previous approach without changing any of our equations [11, 12, 55, 17, 1]. Indeed, the picture of the universe in the comoving coordinates will not change if we study the growth of the volume of the universe, but use the units of time adjusted for the local value of the Hubble constant:  $t = H^{-1}$ . In these coordinates all parts of the universe will expand at the same rate: During the time  $t = H^{-1}$  all sizes grow  $e$  times, the total volume will grow  $e^3$  times, but the distribution of white, black and red bubbles will not change; it will only be scaled by a factor  $e$  in all directions. We will call this picture 'pseudo-comoving.' Using the time as measured in units of  $t = H^{-1}$  is equivalent to measuring time in units of the logarithm of the expansion of the universe, e.g. in the units of the logarithm of the distance between galaxies [18, 11, 12].

The functions  $P_i$  will depend on the expansion of the universe, but their ratios, i.e. the fraction of volume in the states  $dS_i$ , will remain the same as in the comoving coordinates. The main thing that changes is our interpretation of the whole picture. Now we should remember that even though the whole picture on average becomes red, the total number of observers in white and black areas continues growing exponentially. Therefore the main contribution to the charges  $Q_i$  taking into account the exponential growth of the universe will be determined by the integration of the probability currents in the distant future. In such a situation, the measure of the relative probability to be born in a vacuum  $dS_i$ , which is determined by the integral of the incoming probability currents  $Q_i$  until some time cut-off, will not depend on initial conditions and will be given by the constant ratio of the incoming currents  $\frac{Q_i}{\sum_j Q_j}$ .

To take into account the exponential expansion of the universe on the formal level, one should write an extended version of the equations (4.3), (4.4) by adding there the terms  $3P_1$  and  $3P_2$  describing the growth of volume (of points) due to the exponential expansion of the universe. Note that these terms do not contain  $H$  because we decided, in this section, to measure time locally, in units of  $H^{-1}$ , to keep the picture similar to the one in comoving coordinates, up to an overall rescaling. As before, we are assuming that all decay rates are exponentially small, and we can write these equations ignoring all subexponential coefficients:

$$P_1 = P_1 (1_s + 1_2) + P_2 2_1 + 3P_1 ; \quad (6.1)$$

$$P_2 = P_2 (2_s + 2_1) + P_1 1_2 + 3P_2 ; \quad (6.2)$$

$$Q_1 = P_2 2_1 ; \quad (6.3)$$

---

<sup>7</sup>This idea sometimes is called 'the principle of mediocrity.' I prefer the standard name 'anthropic principle,' because I believe that the word 'anthropic' is absolutely essential in describing a proper way to calculate conditional probabilities under the obvious condition that we, rather than some abstract information-processing devices, are making the observations that we are trying to explain; see a discussion of this issue in Section 10.



$$Q_2 = P_1 - 12 : \quad (6.4)$$

We can also write these equations in an expanded form :

$$P_1 = P_1 e^{C_1} - P_1 e^{S_1 + \beta(\cdot)j} + P_2 e^{S_2 + \beta(\cdot)j} + 3P_1 ; \quad (6.5)$$

$$P_2 = P_2 e^{C_2} - P_2 e^{S_2 + \beta(\cdot)j} + P_1 e^{S_1 + \beta(\cdot)j} + 3P_2 ; \quad (6.6)$$

$$Q_1 = P_2 e^{S_2 + \beta(\cdot)j} ; \quad (6.7)$$

$$Q_2 = P_1 e^{S_1 + \beta(\cdot)j} ; \quad (6.8)$$

To analyze different solutions of these equations, let us try to understand the relations between their parameters. Since the entropy is inversely proportional to the energy density, the entropy of the lower level is higher,  $S_1 > S_2$ . Since the tunneling is exponentially suppressed, we have  $S_2 > \beta(\cdot)j$ , so we have a hierarchy  $S_1 > S_2 > \beta(\cdot)j$  and therefore  $12 \rightarrow 21 \rightarrow 1$ . We will often associate the lower vacuum with our present vacuum state, with  $S_1 \rightarrow 10^{20}$ .

For simplicity, we will study here the possibility that only the lower vacuum can tunnel to the sink,  $\gamma_{2s} = 0$ , i.e. we will take the limit  $C_2 \rightarrow 1$  and drop the term  $J_{2s} = P_2 e^{C_2}$  in Eq. (4.4). On the other hand, we will keep in mind the results of the previous Section, where we have found that typically the probability of the decay of a metastable dS vacuum to a sink can be quite high,  $\gamma_{1s} = e^{C_1} \exp(-O(m_{3=2}^2)) = e^{S_1} = e^{10^{120}}$ . Therefore we expect that  $S_1 \rightarrow C_1$ .

By solving equations (6.1), (6.2), one can show that the ratio  $P_2(t)/P_1(t)$  approaches a stationary regime  $P_2(t)/P_1(t) = p_{21} = \text{const.}$  In order to find  $p_{21}$ , one can add to each other our equations (without the term  $P_2 \gamma_{2s}$ , which we assumed equal to zero). This yields

$$(1 + p_{21})P_1 = 3P_1(1 + p_{21}) - P_1 \gamma_{1s} : \quad (6.9)$$

The solution is

$$P_1 = \frac{P_2}{p_{21}} = \tilde{P}_1 e^{3t} \exp\left(-\frac{\gamma_{1s}}{1 + p_{21}} t\right) : \quad (6.10)$$

Here  $\tilde{P}_1$  is some constant, which is equal to  $P_1(t=0)$  if the asymptotic regime is already established at  $t=0$ . The factor  $\tilde{P}_1 e^{3t}$  shows that the overall volume grows exponentially, whereas the factor  $\exp\left(-\frac{\gamma_{1s}}{1 + p_{21}} t\right)$  shows that the relative fraction of the volume in dS vacua is decreasing exponentially due to the decay to the sink [1].

It is most important that the total volume of space in dS vacua (and the total number of observers living there) continues growing exponentially, as  $\exp\left(3 - \frac{\gamma_{1s}}{1 + p_{21}} t\right)$ . This fact cannot be seen in the investigation in the comoving coordinates performed in the previous section. The factor  $3 - \frac{\gamma_{1s}}{1 + p_{21}}$  is the fractal dimension of the domains  $P_i$  (the same for both types of domains), see [56, 11].

For the (asymptotically) constant ratio  $p_{21} = P_2(t)/P_1(t)$ , from Eqs. (6.1), (6.2) one finds

$$p_{21}^2 - 21 - p_{21}(\gamma_{1s} + 12 - 21) - 12 = 0 : \quad (6.11)$$

Note that the constant 3 disappears from this equation: The term  $s_3 P_1$  only changes the overall normalization of our solutions, and drop out from the expression for the ratio  $p_{21} = P_2(t)/P_1(t)$ . That is why these terms have not been added explicitly to the equations in [1].

One may consider two interesting regimes, providing two very different types of solutions. Suppose first that  $s_{12} < s_{21}$  ( $e^{C_1} < e^{S_2 + \mathcal{B}(\cdot)j}$ ), i.e. the probability to fall to the sink from the lower vacuum is smaller than the probability of the decay of the upper vacuum. In this case one recovers the previous result, Eq. (2.9), which is related to the square of the Hartle-Hawking wave function, or to the thermalequilibrium between the two dS vacua:

$$p_{21} = \frac{P_2}{P_1} = \frac{s_{12}}{s_{21}} = e^{S_2 - S_1} = 1; \quad (6.12)$$

It is interesting that this thermalequilibrium is maintained even in the presence of a sink if  $s_{12} < s_{21}$ . Note that the required condition for thermalequilibrium is not  $s_{12} < s_{21}$ , as one could naively expect, but rather  $s_{12} < s_{21}$ . We will call such sinks narrow.

Now let us consider the opposite regime, and assume that the decay rate of the uplifted dS vacuum to the sink is relatively large,  $s_{12} > s_{21}$  ( $e^{C_1} > e^{S_2 + \mathcal{B}(\cdot)j}$ ), which automatically means that  $s_{12} > s_{21}$  ( $e^{C_1} > e^{S_1 + \mathcal{B}(\cdot)j}$ ). In this "wide sink" regime the solution of Eq. (6.11) is

$$p_{21} = \frac{P_2}{P_1} = \frac{s_{12}}{s_{21}} = e^{S_2 - \mathcal{B}(\cdot)j C_1} = e^{S_2 - \mathcal{B}(\cdot)j} = 1; \quad (6.13)$$

i.e. one has an inverted probability distribution. This result has a simple interpretation: if the "thermalexchange" between the two dS vacua occurs very slowly as compared to the rate of the decay of the lower dS vacuum, then the main fraction of the volume of the dS vacua will be in the state with the higher energy density, because everything that flows to the lower level rapidly falls to the sink.

Now we should remember that an important quantity to calculate for anthropic applications is not  $p_{21} = P_2/P_1$  but  $q_{21} = Q_2/Q_1$ . In the previous section this quantity was calculated by integrating our equations of motion, and the results were dependent on initial conditions. In the present case, new parts of the universe (and new observers) appear exponentially faster than the old parts tunnel to the sink and die, see Eq. (6.10). Therefore the main part of the probability current flows to dS vacua at asymptotically large values of time, and the ratio  $Q_2/Q_1$  becomes equivalent to the asymptotic ratio of the probability currents,

$$q_{21} = \frac{Q_2}{Q_1} = \frac{Q_2}{Q_1} = \frac{J_{12}}{J_{21}}; \quad (6.14)$$

In the absence of the sink, the fraction of the comoving volume which flows to the lower dS vacuum due to the tunneling from the upper dS vacuum is equal to the fraction of the volume jumping upwards from the lowest vacuum to the higher vacuum. In other words, the two probability currents are exactly equal to each other,

$$q_{21} = \frac{J_{12}}{J_{21}} = 1; \quad (6.15)$$

which is the essence of the detailed balance equation (2.7). Our results imply that this regime remains approximately valid even in the presence of the sink, under the condition  $s_{12} < s_{21}$ .

On the other hand, in the regime described by Eq. (6.13), which occurs if the decay rate to the sink is large enough,  $\gamma_{1s} \gg \gamma_{21}$ , one has a completely different result:

$$Q_{21} = \frac{J_{12}}{J_{21}} = \frac{P_1 e^{S_1 + \beta(\cdot)j}}{P_2 e^{S_2 + \beta(\cdot)j}} = e^{S_1 + \beta(\cdot)j + C_1} e^{S_1} e^{10^{120}} : \quad (6.16)$$

Thus we have a crucial regime change at the moment when the decay rate of the lower vacuum to the sink starts competing with the decay rate of the upper dS vacuum, i.e. at the moment that we go from the narrow sink regime to the wide sink regime.

## 7 'Standard' volume-weighted distribution: rewarding the leaders

Until now, we were working in the comoving coordinates, in Section 5, or in the coordinates obtained from the comoving ones by a trivial scaling, in Section 6. This was the most conservative approach which did not reward any parts of the universe for their inflationary growth. From the point of view of inflationary cosmology, this approach may seem rather artificial, but we followed it because we wanted to compare the results of different approaches to each other, and to outline possible resolutions of some of the recently formulated paradoxes.

Now we are going to make one more step and study the volume-weighted probability distribution introduced in [4, 11, 12], where we measure time in the standard (e.g. Planckian) units, and take into account that the physical volume of the universe in a  $dS_i$  state on a hypersurface of a given time  $t$  grows as  $e^{3H_i t}$ , where  $H_i^2 = V_i/3$ , in the units  $M_p = 1$ . For definiteness, we will call the resulting volume-weighted probability distribution 'standard.' It may seem disappointing that the final results of the investigation should depend on the choice of the time slicing [11, 12]. On the other hand, one may argue that it is most natural to measure time in the standard units  $M_p^{-1}$ , or the string time  $M_s^{-1}$ , because all local processes, oscillations, decay rates, and the rate of the chemical and biological evolution are most naturally defined using this time variable, instead of being controlled by the distance between galaxies, which was the essence of the time variable studied in the previous section.

In this case, our system of equations becomes

$$P_1 = -P_1(\gamma_{1s} + \gamma_{12}) + P_2\gamma_{21} + 3H_1 P_1 ; \quad (7.1)$$

$$P_2 = -P_2(\gamma_{2s} + \gamma_{21}) + P_1\gamma_{12} + 3H_2 P_2 ; \quad (7.2)$$

$$Q_1 = J_{21} = P_2\gamma_{21} ; \quad (7.3)$$

$$Q_2 = J_{12} = P_1\gamma_{12} : \quad (7.4)$$

Note that the changes occur only in the upper two equations.

Using the same methods as in the previous section, one can find that

$$(1 + p_{21})P_1 = P_1(3H_1 + 3p_{21}H_2 - \gamma_{1s} - \gamma_{12} - \gamma_{2s}) : \quad (7.5)$$

which yields

$$P_1 = \frac{P_2}{p_{21}} = P_1 \exp \frac{3H_1 + 3p_{21}H_2}{1 + p_{21}} t : \quad (7.6)$$

For the (asymptotically) constant ratio  $p_{21} = P_2(t)/P_1(t)$ , from Eqs. (7.1), (7.2) one finds

$$p_{21}^2 - p_{21} [3(H_2 - H_1) + (\gamma_{1s} + \gamma_{12}) - (\gamma_{2s} + \gamma_{21})] - \gamma_{12} = 0 : \quad (7.7)$$

To analyze this equation, we will assume that  $H_1, H_2$ , and their difference,  $H_2 - H_1$ , are much greater than the typical decay rates. This is indeed the case even for the present extremely small Hubble constant,  $H \sim 10^{-60}$ , as compared to the typical numbers encountered in our calculations for the decay rate, such as  $10^{-10^{30}}$ , or  $10^{-10^{120}}$ . We will also take into account that  $\gamma_{21} \gg \gamma_{12}$ . In this case our equation has a simple solution

$$p_{21} = \frac{P_2}{P_1} = \frac{3(H_2 - H_1)}{\gamma_{21}} \gg 1 ; \quad (7.8)$$

and we find the final expressions for  $P_i$ :

$$P_1 = P_1 e^{3H_2 t} ; \quad (7.9)$$

$$P_2 = P_1 \frac{3(H_2 - H_1)}{\gamma_{21}} e^{3H_2 t} : \quad (7.10)$$

Finally, let us calculate the ratio of the incoming probability currents, which may be important for anthropic applications:

$$q_{12} = \frac{Q_1}{Q_2} = \frac{Q_1}{Q_2} = \frac{P_2}{P_1} \frac{\gamma_{21}}{\gamma_{12}} = \frac{3(H_2 - H_1)}{\gamma_{12}} \gg 1 : \quad (7.11)$$

Note that the rate of decay to the sink plays no role in these results. Let us try to understand these results as it is going to help us to analyze more complicated situations.

First of all, the volume of all dS vacua grows at the same rate, which practically coincides with the rate of growth of the upper dS vacuum. The reason is that after a brief delay, a finite part of the volume of the upper dS transforms into the volume of the lower dS. So the volume of the lower dS grows mostly not because of its own expansion, but because of the decay of the rapidly growing upper dS. This is exactly the situation encountered in [11] during a similar analysis of eternal slow-roll chaotic inflation.

Secondly, the volume of the upper dS is much greater than the volume of the lower dS, by a factor of  $\frac{3(H_2 - H_1)}{\gamma_{21}}$ . More to the point, the ratio of the probability flux  $Q_1$  incoming to the lower dS is greater than the flux upwards  $Q_1$  by an even greater factor  $\frac{3(H_2 - H_1)}{\gamma_{12}}$ . Suppose for example that  $V_1 = 10^{-120}$ ,  $H_1 \sim 10^{-60}$  and  $S_1 \sim 10^{20}$ , as in our vacuum. Suppose also that the instanton action  $|S(\phi)|$  is much smaller than  $S_1 \sim 10^{20}$ . Then the flux downwards is greater than the flux upwards by the factor of  $10^{10^{120}}$ , i.e.  $q_{21} \sim 10^{10^{120}}$ .

As a more complicated example, let us consider the potential with three different dS minima, as shown in Fig. 3. The equations for  $P_i$  can be written as follows:

$$P_1 = -P_1(\gamma_{1s} + \gamma_{12}) + P_2\gamma_{21} + 3H_1P_1 ; \quad (7.12)$$

$$P_2 = P_2 (P_{2s} + P_{21} + P_{23}) + P_1 P_{12} + P_3 P_{32} + 3H_2 P_2 ; \quad (7.13)$$

$$P_3 = P_3 (P_{3z} + P_{32}) + P_2 P_{23} + 3H_3 P_3 ; \quad (7.14)$$

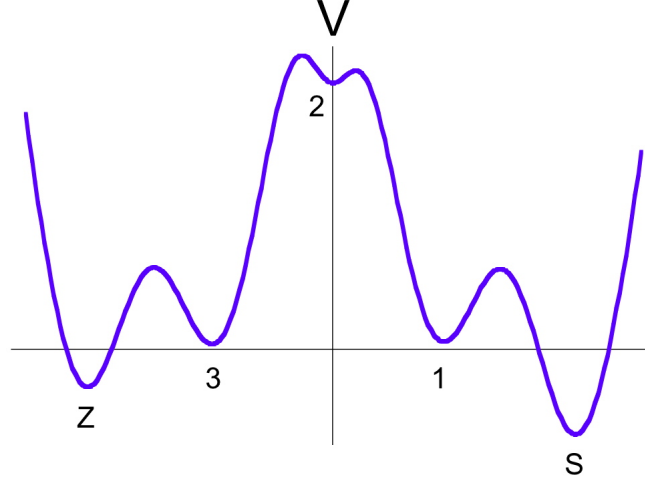


Figure 3: A potential with three dS minima and two sinks.

We will be interested in the case where  $H_2$  is much greater than all other parameters in these equations. In this case  $P_2$  obeys a simple equation

$$P_2 = 3H_2 P_2 ; \quad (7.15)$$

i.e. in the first approximation  $P_2$  does not depend on  $P_1, P_3$ :

$$P_2 = P_2(0) e^{3H_2 t} ; \quad (7.16)$$

Because of the fast growth of  $P_2$ , the terms  $P_{2i}$  eventually become the leading terms in the equations for  $P_i$  and  $Q_i$ , for all  $i \neq 2$ :

$$P_i = Q_i = P_{2i} ; \quad (7.17)$$

with the solution

$$P_i = Q_i = P_2 \frac{2i}{3H_2} ; \quad (7.18)$$

We find that

$$q_{i2} = \frac{Q_i}{Q_2} = \frac{3H_2}{2i} \ll 1 ; \quad (7.19)$$

which agrees with the previously obtained result (7.11) in the limit  $H_1 \rightarrow H_2$ . Thus, in this limit the currents to the lower minima do not affect each other, and the ratio of the probability currents from the upper minimum to the lower minimum will be given by

$$q_{ij} = \frac{Q_i}{Q_j} = \frac{Q_1}{Q_3} = \frac{2i}{2j} ; \quad (7.20)$$

where  $i, j \in 2$ .

In the string landscape scenario one may have many different dS minima with the vacuum energy density of the same order of magnitude as the energy density in the highest dS state (or many regions with flat potentials where the energy density is very high and a slow-roll eternal inflation is possible). The transition rates between these parts of the landscape may not be strongly suppressed because  $e^{-S}$  for these parts of the universe may not be very small. In this case the combination of all of such parts of the landscape, which one may call the highland,<sup>8</sup> will determine the average rate of growth of volume of all other parts of the universe.<sup>8</sup> In this case one can propose the following schematic generalization of Eq. (7.20), describing the relative prior probability to live in the lower minimum dS<sub>i</sub> versus dS<sub>j</sub>:

$$q_{ij} = \frac{Q_i}{Q_j} = \frac{Q_i}{Q_j} = \frac{h_i}{h_j} : \quad (7.21)$$

Here  $h_i$  is a probability of a transition from the highland to one of the lower states, dS<sub>i</sub>. The transition rate should be integrated over possible all initial states in the highland and may involve a cascade of events bringing us to the dS<sub>i</sub> state. Note that this generalization is schematic and oversimplified; for example, some of the transitions (or some of the parts of the highland) may involve slow-roll eternal inflation. In this case our methods should be complemented by the methods developed in [11, 12]. Nevertheless, this way of representing the process of cascading down from the highland will be quite useful for our subsequent discussion.

We could continue this investigation and perform a similar analysis for different, more complicated probability measures, but we will leave it for a separate investigation. We believe that we already have enough weapons to defend ourselves from the invasion of Boltzmann brains.

## 8 Invasion of Boltzmann brains.

The history of the BB paradox goes back to the paper by Dyson, Kleban and Susskind [28]; see also [27]. They argued that dS space is a thermalsystem. In such a system people, planets, and galaxies can appear from dS space due to thermal fluctuations, without passing through the usual stage of the big bang evolution. No formal investigation of such processes was performed so far, but simple estimates made in [1]. If one takes the typical estimate of the rate of the BB production  $\Gamma_{BB} \sim 10^{10^{50}}$  [25, 29] The probability of such events will be incredibly small, but it was argued in [28] that the typical time required for a spontaneous non-inflationary materialization of the world similar to ours is much shorter than the time required to jump back to the dS space with higher energy density and initiate a new stage of inflation. Therefore if we consider all observers who will ever live in an eternally existing dS universe, then most of

---

<sup>8</sup> We will assume here, as many authors do, that the landscape is transversable, which means that the process of tunneling and quantum diffusion can bring us from any part of the landscape to any other part. If the landscape consists of several completely disconnected parts, then the methods discussed in this paper will apply to the transversable part of the landscape including the domain where we live; one may need to use quantum cosmology to compare various disconnected parts of the landscape. We will discuss this issue in a separate publication.

them would be created by thermal fluctuations rather than by the rare incidents of inflation. In order to explain observational data indicating that inflation did happen in the past, we would need to assume that even the lowest dS space cannot be stable, and its lifetime must be much shorter than the time  $t_{\text{obs}}$ .

For a while, this scary picture did not attract much attention simply because it was based on a specific way of calculating probabilities in eternal inflation, which some of us did not consider natural. In addition, we thought that we still had  $10^{10^{120}}$  years or so to check whether this problem was serious.

The situation changed in an interesting way after the discovery of the KKLT mechanism [9]. One of the results obtained in [9] was the upper bound on the decay time of a metastable dS state:  $t < t_{\text{dS}} \sim \tilde{e}^1$ . This result was greeted as a confirmation of the conclusions of Ref. [28], and, simultaneously, as a resolution of the paradox formulated there [57].

However, there was a lingering thought that the decay rate found in [9] may be too small to resolve this paradox. A more detailed investigation of this problem was performed in our paper [1], using the rules of calculating the probabilities similar to those used in [28] (in particular, not rewarding the rapidly growing parts of the universe). We have found that the paradox formulated in [28] can be resolved in this context, but only if the lifetime of dS states is much shorter than  $t_{\text{dS}}$ ; for a more precise condition see Sect. 8.2 below. We also found that quite often the lifetime of dS states is indeed relatively short because of the fast decays to wide sinks [1].

A new twist of this story is related to recent papers by Don Page [25, 26]. The essence of his argument can be formulated as follows. Consider a cubic kilometer (or a cubic Megaparsec) of space and count all observers living there. We will come up with some large but finite number. In the future, this part of the universe will grow exponentially. Some parts of it will decay and die, but just as we already mentioned, the total volume of the non-decayed parts will continue growing exponentially and eventually its size will become indefinitely large. Even if the probability of spontaneous creation of an observer in the future is incredibly small, an infinite fraction of observers will live in the future because the total volume where they can materialize is infinite. Why then did we appear after inflation instead of being created later? Why are we so atypical? One way to avoid this paradox is to assume that the universe in the future is not expanding exponentially because its decay rate is faster than the rate of the doubling of its volume. This suggests that our universe is going to die in about  $10^{10}$  years. This is not unrealistic if one uses the estimate of the lifetime of the universe  $t_{\text{dS}} \sim \exp \frac{M_{\text{P}}^2}{m_{3/2}^2}$  given in [1] and assumes that the gravitino is superheavy.

This way of thinking is not without its own problems, as we will discuss in Sect. 10, but let us follow it for a while. And this will bring us to the possible demise of the Hartle-Hawking wave function [26], for the reasons to be discussed in Sect. 8.1.

Finally, in their recent paper [29] Bousso and Freivogel re-formulated this problem in terms of the so-called brains, observers created from an empty dS space by quantum fluctuations. They argued that the problem formulated in [28, 27, 25, 26] is very serious and cannot be resolved using the global description of inflation. According to [29], the only way to solve this problem is to adopt the comoving probability distribution described in [21]. If correct, this would be a very powerful conclusion, which would allow us to single out a preferable definition

of measure in eternal inflation.

Since we already developed a unified framework where this question can be analyzed, let us try to find out whether this is indeed the case and what is going on with the BBs, using three different ways of slicing our universe.

The only thing that we need to do is to add an equation for the probability current of creation of the brains:

$$Q_{BB} = J_{1B} = P_{1 \rightarrow 1B} : \quad (8.1)$$

Here  $J_{1B}$  is the rate of the BB production in the vacuum  $dS_1$ . All other equations should remain the same because BBs just appear in  $dS_1$  and relatively rapidly disappear in  $dS_1$ , without creating new de Sitter bubbles, so all  $P_i$  remain unaffected.<sup>9</sup>

## 8.1 BBs and comoving probabilities

Since the main part of the problem was already solved in Sect. 5, we will give here only final results. If the universe begins in the upper dS vacuum,  $dS_2$ , then we find

$$\frac{Q_{BB}}{Q_1} = \frac{J_{1B}}{J_{1S} + J_{12}} : \quad (8.2)$$

We see that if we consider wide sinks with  $J_{1B} \ll J_{1S} + J_{12}$ , then the comoving observer spends most of his life (or lives) as an OO (ordinary observer) rather than as a BB.

Meanwhile, if the process begins in the lower vacuum, we have

$$\frac{Q_{BB}}{Q_1} = \frac{J_{1B}}{J_{12}} : \quad (8.3)$$

The standard assumption of [28, 25, 26, 29] is that the probability of BB production is much higher than the probability to jump to the higher dS. This implies that the poor guy starting in the lower vacuum is doomed to being a BB.

Let us consider now a more complicated regime, with the potential having three different dS states and two AdS sinks, Fig. 4. Suppose again that we began in the upper dS. But now we can either fall to the right or to the left. If you fall to the right, to the wide sink, you live there for a short time and die without being reborn as a BB. But if the probability to fall to the left is bigger, and if the left sink is narrow (low probability to decay to the sink), then you are going to be a BB. To avoid this problem, decay probabilities of all low dS vacua must be very high [29]. Whilst this is possible, it is a strong constraint on the string theory landscape, which may or may not be satisfied.

But the most interesting feature is the same as in the one-sink model: The lower we begin, the higher is the probability to become a BB. This means in particular, that if the Hartle-Hawking wave function [23] describes creation of the universe from nothing, then the probability that the universe is created in the upper dS vacuum is exponentially suppressed. A typical

---

<sup>9</sup>That is, of course, if BBs are not aggressive and do not participate in any experiments that could trigger a transition to a different vacuum. We presume that this is only a prerogative of honest folk like ourselves.



universe should be born in the lowest dS vacuum, and therefore it becomes populated by BBs, even if all sinks are wide. But if creation of the universe is described by the tunneling wave function [24], then the universe is created in the highest dS space, and the chances that it will be populated by normal people will be much higher, though still not guaranteed.

On the other hand, one may argue that quantum creation of a compact or open stationary universe (e.g. a toroidal universe) is much more probable than the quantum creation of a closed universe studied in [23, 24]. This process may occur without any exponential suppression, practically independently of the initial value of the effective potential [58] (see also [59]). Then one can start inflation at any maximum or minimum of the effective potential with almost equal ease. This means that an additional investigation is required to integrate over all possible initial conditions discussed above and find the actual predictions of the scenario based on the local description.

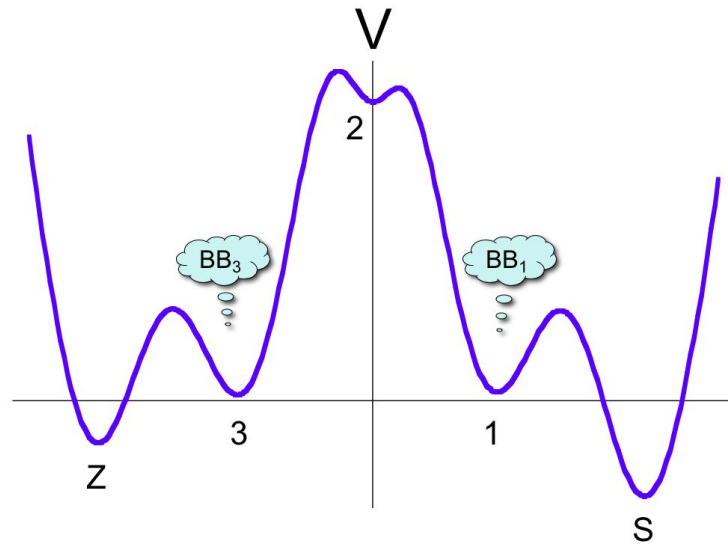


Figure 4: Boltzmann brains populating the landscape

## 8.2 BBs and the pseudo-comoving volume-weighted distribution

One can perform a similar analysis in the pseudo-comoving volume-weighted distribution discussed in Sect. 6, see [1]. In this case the final results do not depend on initial conditions, for the reasons discussed in Sect. 6.

The final result for the two dS vacuum case is

$$\frac{Q_{BB}}{Q_1} = \frac{P_{1 \rightarrow 1B}}{P_{2 \rightarrow 21}} = \frac{1B}{1s}; \quad (8.4)$$

under the condition  $1s \ll 21$ . Thus one does not have the BB problem for  $1s \ll 21$ ;  $1B$ .

In general, the condition  $1s \ll 1B$  can be quite restrictive. If we consider many vacua and the required conditions are not satisfied near some of them, then the corresponding BBs may dominate.

### 8.3 B B s and the standard volum e-weighted distribution

So far we studied the local description [29], and the global description [1], and both of them have dem onstrated rather m ixed results in solving this problem .

The reason is very easy to understand: In both cases we took some pain not to reward exponentially grow ing parts of the universe for producing lots of space very quickly. Now let us turn our attention to the distribution discussed in Sect. 7, which takes into account di erent rates of growth of volum e of the di erent parts of in itiationary dom ains. In this case, using the results obtained in Sect. 7 one easily finds that

$$\frac{Q_{BB}}{Q_1} = \frac{P_{1 \rightarrow 1B}}{P_{2 \rightarrow 21}} = \frac{1B}{3(H_2 - H_1)} : \quad (8.5)$$

If one takes the typical estim ate of the rate of the BB production  $1B \sim 10^{10^{50}}$  [25, 29], and com pares it w ith any reasonable value of  $H$ , from the Planck value  $O(1)$  to the present value  $10^{-60}$ , one can easily see that the relative probability to be a BB in this approach is given by

$$\frac{Q_{BB}}{Q_1} \sim 1B \sim 10^{10^{50}} : \quad (8.6)$$

This com pletely solves the problem , and this solution does not depend on initial conditions, on the wave function describing quantum creation of the universe, or on the existence of the sinks in the landscape.

The sam e solution w ill rem ain valid for any potential  $V$ , however complicated it m ay be. Indeed, the m ain feature of this probability distribution [11] is that the growth of the physical volum e of our universe m ostly occurs due to the growth of dom ains w ith the largest values of the Hubble constant. Then the parts of the grow ing volum e in the highest dS vacuum tunnel down, and produce observers like ourselves. And only a tiny part of this flux, proportional to  $1B \sim 10^{10^{50}}$ , turns back due to quantum fluctuations, and produces Boltzm ann brains. That is why we have never seen them .

Before concluding this section, let us discuss a generalized volum e-weighted probability m easure, which leads to the follow ing equations:

$$P_1 = P_1 (1_s + 1_2) + P_{2 \rightarrow 21} + 3H_1 P_1 ; \quad (8.7)$$

$$P_2 = P_2 (2_s + 2_1) + P_{1 \rightarrow 12} + 3H_2 P_2 : \quad (8.8)$$

Param eter corresponds to di erent choices of tim eparam etrization: The tim e can be m easured in units  $H^{-1}$ . The case  $\alpha = 0$  describes the pseudo-com oving probability distribution,  $\alpha = 1$  corresponds to the 'standard' probability distribution, see e.g. [17].

One can easily check that this probability m easure does not su er from the BB problem unless one considers the lim iting case  $1B \sim 10^{10^{50}}$ . In other words, the BB problem does not appear in a broad class of the volum e-weighted distributions, unless one considers a special lim iting case  $\alpha \rightarrow 0$  corresponding to the pseudo-com oving m easure described in the previous section.

## 9 The standard volume-weighted distribution and the cosmological constant problem

One of the main reasons of the recent interest in the string theory landscape is the possibility of the anthropic solution of the cosmological constant (CC) problem. Therefore it is important to check whether the proposed solutions of the BB problem are compatible with the anthropic solution of the CC problem.

The first anthropic solution of the cosmological constant problem in the context of inflationary cosmology was proposed back in 1984 [60]. It was based on the local description of the universe and on the calculation of the probability of initial conditions using the tunneling wave function [24]. It was assumed there that the vacuum energy density is a sum of the scalar field potential  $V(\phi)$  and the energy of fluxes  $V(F)$ . According to [24], quantum creation of the universe is not suppressed if the universe is created at the Planck energy density,  $V(\phi) + V(F) = O(1)$ , in Planck units. Eventually the field rolls to its minimum at some value  $\phi_0$ , and the vacuum energy becomes  $\Lambda = V(\phi_0) + V(F)$ . Since initially  $V(\phi)$  and  $V(F)$  could take any values with nearly equal probability, under the condition  $V(\phi) + V(F) = O(1)$ , we get a flat probability distribution to find a universe with a given value of the cosmological constant after inflation,  $\Lambda = V(\phi_0) + V(F)$ , for  $\Lambda \ll 1$ . The flatness of this probability distribution is crucial, because it allows us to study the probability of emergence of life for different  $\Lambda$ . Finally, it was argued in [60] that life as we know it is possible only for  $j \cdot \phi_0$ , where  $\phi_0 \approx 10^{120}$  is the present energy density of the universe. This fact, in combination with inflation, which makes such universes exponentially large, provided a possible solution of the cosmological constant problem.

The anthropic constraint  $\phi_0 \leq \Lambda \leq \phi_0$  was used in several other papers on this subject [61, 62, 63, 64]. The first part of this constraint,  $\Lambda \leq \phi_0$ , was quite trivial. Indeed, for large negative  $\Lambda$  the universe would collapse before life could emerge there [64, 65, 66]. Meanwhile, the justification of the upper bound was much more complicated; it was derived in the famous papers by Weinberg [67] and subsequently improved in a series of papers by other authors, see e.g. [68, 69]. The final result of these investigations,  $j \cdot \phi_0 \leq \Lambda \leq \phi_0$ , is very similar to the bound used in [60].

The simple model proposed in [60], was based on the assumption that the choice between various values of  $V(F)$  occurs only at the moment of the quantum creation of the universe, because at the classical level the field  $F$  must be constant. The situation becomes more complicated if one considers quantum transitions between different dS flux vacua [7], because eventually (within the time  $t \sim e^{24 \cdot 2} = e^{48}$ ) the probability distribution  $P$  becomes proportional to the Hartle-Hawking distribution  $e^{24 \cdot 2} = e^{48}$  (in the absence of wide sinks), see Section 2. Naively, one could expect that this means that the cosmological constant must take its smallest possible value. However, as we already emphasized, in anthropic considerations one should use the probability currents instead of the probability distribution  $P$  [12]. The stationary probability distribution  $e^{24 \cdot 2} = e^{48}$  is established when the currents upwards are equal to the currents downwards, which implies that the probability currents between two different dS states do not depend on the value of the cosmological constant in each of these states.

This fact by itself is insufficient for the flatness of the prior probability distribution for the cosmological constant in the landscape. Indeed, if we have more than two vacua, then the incoming currents to different dS vacua in general will be different, despite the overall balance of currents. Therefore one may wonder whether the probability distribution for different values of  $\Lambda$  is flat, as required for the derivation of the anthropic constraints on  $\Lambda$ . The situation becomes even more complicated in the presence of wide sinks, or if one studies volume-weighted probability distributions.

However, one may argue that if the total number of dS vacua is extremely large, then, on average, the probability flux to the set of all vacua with  $\Lambda > 1$  should not depend on  $\Lambda$ .<sup>10</sup> In the context of the string theory landscape, this situation was analyzed in [70], using the probability measure of Ref. [14]. In the model with  $10^7$  vacua, they found a staggered (i.e. very non-flat) probability distribution for  $\Lambda$ , but argued that it may become sufficiently smooth and flat if the number of different vacua  $N$  is sufficiently large. Here we will try to develop this argument further and see what may happen if we use the ‘standard’ volume-weighted probability distribution, which just saved us from the BB problem.

As we have seen in Sect. 7, the main feature of the ‘standard’ probability measure is that the probability distribution (the fraction of the total volume)  $P_i$  in all vacua grows at the same rate. This rate is determined by the Hubble constant  $H_h$  in the highland, which is the set of the highest dS vacua in the string theory landscape,  $P_i \propto e^{H_h t}$ . This result is very similar to the result obtained in [11] for slow-roll eternal inflation. Equal rates of growth of all parts of the universe occurs due to a powerful probability current, which flows from the highland to all other dS minima. We argued in Section 7 that the ratio of the probability currents from the highland to the lower minima dS<sub>i</sub> is proportional to  $\mu_{hi}$ , where  $\mu_{hi}$  describes the probability of the transition from the highland to the dS<sub>i</sub> vacuum, see Eq. (7.21):

$$P(i) \propto \mu_{hi} : \quad (9.1)$$

If the total number of dS vacua is not very large, this may lead to a staggered probability distribution similar to the distribution found in [70]. On the other hand, in the realistic situation with  $10^{500}$  (or perhaps even  $10^{1000}$ ) different vacua, the probability distribution can be quite smooth, and it may be flat for  $\Lambda$  in the anthropic range of its values. While we cannot present a rigorous proof of this conjecture, we will present here three different arguments which point in this direction.

1) The value of  $\Lambda$  after the uplifting is a sum of the depth of one of the  $10^{500}$  dS minima before the uplifting,  $V_{\text{AdS}} < 0$ , and of the uplifting term, which usually cannot be much greater than  $|V_{\text{AdS}}|$  because otherwise it may destabilize the volume modulus [44]. Thus, after the uplifting  $\Lambda$  can be either positive or negative; typically it should be somewhere in the interval  $|V_{\text{AdS}}| \leq \Lambda \leq |V_{\text{AdS}}|$ . Since the typical value of  $|V_{\text{AdS}}|$  can be a hundred orders of magnitude higher than the anthropic range of values of the cosmological constant, one may argue that the distribution of values of the cosmological constant in the anthropically allowed range  $|\Lambda| \leq 10^{-119}$  should not depend on the precise value of  $\Lambda$ ; see e.g. [71].

2) Among all possible tunneling trajectories, the only ones that are anthropically allowed are the trajectories that end up with a long stage of slow-roll inflation, reheating and baryogenesis.

---

<sup>10</sup>I am very grateful to Lenny Susskind who emphasized this point to me.

If these conditions are not satisfied, the interior of the corresponding bubble 10 billion years after its formation will be an empty open universe. To produce baryons, one may need to have reheating temperature greater than 1 GeV, which requires the vacuum energy  $V$  prior to the last tunneling event to be greater than  $10^{-70}$ , in Planck units. This may not seem to be a very big number, but it is 50 orders of magnitude greater than  $10^{-120}$ .

Note that the relatively large amplitude of the last jump is in fact quite natural. Indeed, let us assume, following [70], that each time the tunneling occurs, we can make only one step in the lattice, by jumping to the neighboring flux vacuum. In such a situation one may expect that the vacuum energy changes by some fraction of  $\Delta V_{\text{ADS}}$ , which is dozens of orders of magnitude greater than  $10^{-120}$ . Therefore any jump to the vacua in the anthropically allowed range  $j \cdot 10^{-119}$  should occur from much higher vacua. In this case, the precise value of  $j$  in the anthropic range cannot influence the tunneling rate  $\gamma_{hi}$ . In other words, the tunneling rates  $\gamma_{hi}$  along all anthropically allowed tunneling trajectories can be very sensitive to the change of various parameters of the theory, but these rates, on average, cannot have an explicit dependence on  $j$  in the anthropic range of its values.

Since neither the distribution of different dS vacua nor the probability of tunneling to these vacua are expected to depend on  $j$  in the anthropically allowed range of its variations, we should have a flat probability distribution for  $j$ . The remaining issue is to check whether this distribution is smooth. More exactly, one should check how large should be the total number of the vacua to achieve smoothness; we may have  $10^{500}$  or  $10^{1000}$  different vacua, but perhaps not  $10^{10^{120}}$ .<sup>11</sup>

3) The smoothness of the distribution is the most complicated part of the problem; let us try to analyze it by making some model-dependent estimates. Consider, for example, a lattice of the flux vacua, of the type described in [7]. Imagine that it is a  $N$ -dimensional lattice box, of a size  $L$ , so that the total number of vacua is  $N = L^N$ . Suppose that we need to tunnel from one corner of this box (highland) to another (our vacuum with  $V = 10^{-120}$ ). We will assume, as before, that each time the tunneling occurs, we can make only one step in the lattice, by jumping to the neighboring flux vacuum [70]. We will also assume, following [9], that the rate of such tunneling from the state with entropy  $S_i = \frac{24}{V_i}$  cannot be suppressed by more than  $e^{-S_i}$ , and we will follow each tunneling trajectory until it brings us close to the anthropic range of  $j \cdot 10^{-119}$ . We will assume that the tunneling mainly goes down, because the probability of the jumps upwards is strongly suppressed. To make a numerical estimate, we will assume also, in accordance with the previous arguments, that the main part of the process occurs at  $V > 10^{-70}$ . Then one may expect that the maximal combined suppression of the probability to tunnel down along this trajectory cannot be stronger than  $\exp(-10^{70})^{N \cdot L} = \exp(-N \cdot L \cdot 10^{70})$ . For example, for  $L = 100$ ,  $N = 250$ , one has  $N \cdot L \cdot 10^{70} = 2500 \cdot 10^4 = 2.5 \cdot 10^7$  and  $\exp(-2.5 \cdot 10^7) \approx 10^{-10^7}$ .

This should be compared to another extreme limit: If all jumps are suppressed only marginally, e.g., by a factor of  $e^{-1}$ , and only one jump is required to bring us down, one can get  $\gamma = e^{-1}$ .

Naively, one could worry that in order to find a smooth distribution of the possible values of the cosmological constant (9.1), one would need much more than  $10^{500}$  vacua to compensate

<sup>11</sup> The maximal number of the vacua in the landscape is not known yet [71]. Also, one can have an effectively continuous distribution of the vacua if we have a potential with an extremely small slope, as in [63, 64]. I am not sure whether one can find a realization of this situation in string theory.

for the incredibly broad dispersion of the decay rates, from  $\exp(-10^{74})$  to  $e^{0(1)}$ . However, the rate of tunneling  $\gamma_{hi}$  depends exponentially on the physical parameters of the theory, such as coupling constants, or the dS entropy, which is inversely proportional to the vacuum energy. If one assumes that the distribution of these parameters is relatively uniform, then one can expect a certain uniformity of the distribution of  $\log^{-1} \gamma_{hi}$ . In this case one can divide the total interval of all possible values of  $\log^{-1} \gamma_{hi}$  to the bins of size 1, as in [70], and argue that  $10^{500}$  different values of  $\log^{-1} \gamma_{hi}$  are relatively evenly distributed among these bins, so that each bin will correspond to approximately  $10^{500-74} = 10^{426}$  different decay channels. On the other hand, if the coupling constants and the values of dS entropy depend exponentially on the values of the fluxes etc., and these values in turn are uniformly distributed, then the total number of bins will be even smaller, and the total number of vacua in each bin will be even greater.

One can expect that among  $10^{426}$  different decay channels in each bin,  $10^{426-120} = 10^{306}$  channels will bring us to the vacua close to the anthropic range of  $j = 0(10^{-120})$ . Since all of these trajectories will belong to the same bin, the tunneling rates along all of them will be comparable. This suggests that the distribution of the rates of decay to the vacua close to the anthropic range of  $j$  can be nearly continuous, and there will be exponentially many anthropically allowed vacua which belong to the same bins and therefore cannot be distinguished from each other by the corresponding values of  $\gamma_{hi}$ . This implies that the prior probability of different values of  $j$  close to their anthropically allowed range is expected to be continuous and flat.

Our argument was based on many assumptions; it is plausible but not water-tight. To begin with, all examples of the tunneling in the landscape studied so far were based on the investigation of the situations where either scalar fields change, or fluxes change, but we need to study the situation where these changes occur simultaneously, because the values of the scalar fields depend on fluxes. The estimates given above may change if we concentrate on the subclass of the vacua that can describe inflation and the standard model. This may increase the total number of the vacua required for the smoothness of the distribution, but we do not see any reason to expect that the required numbers should be as large as  $10^{10^{120}}$ ; our estimates indicate that  $10^{500}$  or  $10^{1000}$  vacua may be quite sufficient.

Our main arguments were based on the flatness of the distribution of the vacua with different  $j$ , on the  $j$ -independence of the probability of tunneling from dS vacua of a much greater height, and on the large number of vacua in the string theory landscape. All of these features of the landscape are quite independent of the choice of the measure in the multiverse. It is quite possible that the required number of the vacua, which ensures the smoothness of the distribution, will depend on the choice of the measure. However, our investigation suggests that if the total number of stringy vacua is sufficiently large, the anthropic solution of the cosmological constant problem may be valid independently of the choice of the measure. This may reduce the sensitivity of our predictions to the as yet unsolved problem of the choice of the measure, at least with respect to the cosmological constant problem. This is a very important issue which deserves a separate detailed investigation.

## 10 Discussion

In this paper we considered three simplest probability measures discussed in the literature. The first one is a comoving probability distribution, which follows the evolution of individual points, ignoring the fact of expansion of the universe, see Section 5. The second one is very similar, in this paper we called it quasi-comoving, see Section 6. It does not reward any parts of the universe for the different rate of their expansion, but it calculates ratios of different fluxes and volumes, keeping in mind that the total number of 'points' during eternal inflation grows exponentially. One can think about it as the probability measure which appears when one studies the physical volume of different parts of the universe at the hypersurface of equal time, when the time is measured in units of  $H^{-1}$  along each geodesic. The third probability measure appears when one studies the physical volume of different parts of the universe at the hypersurface of equal time, measured in units of  $M_p^{-1}$ , or the string time  $M_s^{-1}$  see Section 7. For lack of a better word we called this probability measure 'standard,' which emphasizes the fact that it uses the standard physical time measured in the number of oscillations rather than the very unusual time measured in units of  $H^{-1}$ . The standard probability measure takes into account the difference between the rate of expansion in different parts of inflationary universe. For each of these three cases we defined the incoming probability current, which is most suitable for anthropic applications.

There are several other probability distributions discussed in the literature. One of them most sophisticated is the proposal described in [14]. The reason why we concentrated on the three 'toy model' measures described above is that they are relatively simple, and all of them can be formulated in a unified way, so they can be easily analyzed and compared to each other. Moreover, some of these measures enter as a part of other, more complicated proposals discussed in the literature. When we study these three proposals, we can learn a lot, do it quickly, and then we can use our experience in discussing other options.

Investigation of the comoving probability distribution shows that its properties depend in a very important way on the existence of terminal vacua, which we called sinks in the landscape. In the presence of the sinks, which is a generic property of the string theory landscape, this approach by itself does not allow us to make definite predictions, so it should be supplemented by the theory of initial conditions for inflation.

Predictions of the probability measure based on the quasi-comoving probability distribution do not depend on initial conditions, since they are quickly forgotten in the course of eternal inflation. However, these results are very sensitive to the existence of the sinks. We identified two different regimes, which we called 'narrow sink' and 'wide sink' regimes. In the narrow sink case, the probability distribution remains effectively thermalized, as in the eternal de Sitter case, whereas in the presence of wide sinks one encounters non-thermalized probability currents [1].

Finally, for the 'standard' probability distribution, rewarding fast growers, nothing depends on initial conditions and on the sinks, because of the powerful probability current which flows from the dS regions with the highest possible values of the Hubble constant [11, 12].

As a test of these probability distributions, we studied the Boltzmann brain problem recently discussed in the literature. One of our goals was to verify the conjecture that all probability measures based on the global description of the universe suffer from the BB problem [29]. As we

have seen, the comoving probability distribution, based on the local description of the universe, as well as the pseudo-comoving probability distribution, based on the global description but not rewarding fast growers, are potentially vulnerable to the BB problem. Meanwhile, the 'standard' volume-weighted probability measure, which is one of the simplest and most natural volume-weighted probability distributions proposed in [4, 11, 12], completely solves the BB problem.

One may consider this fact as an argument in favor of the 'standard' probability measure proposed in [4, 11, 12]. On the other hand, it is quite possible that other probability measures can be equally successful. For example, it is quite possible that one can solve the BB problem in the context of the approach of Ref. [14].

To analyze this case, one should note that the Boltzmann brains cannot really live in the vacuum. There should be some structures which make life possible. These structures include bubbles, galaxies, or planets. It is natural to divide the process into two parts: producing structures and producing life. BBs are the observers living in the galaxies produced due to thermal fluctuations, normal observers live in the galaxies produced in a more regular way, after inflation inside the bubbles. Producing galaxies or planets due to thermal fluctuations in dS space in some cases may be more probable than producing bubbles. But the difference in probabilities is finite. Meanwhile each bubble contains infinitely many observers, so one may argue that normal people should beat BBs hands down. This argument is very similar to the argument recently proposed by Vilenkin [72].

It is quite important that not all probability measures pass the BB test. For example, the probability measure recently proposed by Don Page [73] fails this test. Therefore one may argue that this measure is ruled out by observations. This is not surprising, since the measure proposed in [73] ignores all observers which are born after the new bubble production. I find this condition very hard to justify.

In what follows we will discuss some problems associated with the 'standard' probability measure, their possible resolution, and the situation with anthropic predictions in general.

1) The volume-weighted probability distributions discussed in our paper give predictions that depend on the choice of the time coordinates used to perform the time slicing (measuring time in units of  $H^{-1}$ , or in units of  $M_p^{-1}$  or  $M_s^{-1}$ ) [11, 12]. However, as we already argued, all local processes, including chemical and biological processes, are most properly described in standard time, measured in units of  $M_p^{-1}$ , or  $M_s^{-1}$ , instead of the time measured in units of  $H^{-1}$ , which describes the logarithm of the distance between different galaxies. One may use this fact as an argument in favor of the standard probability measure.

2) This measure predicts unusual nonperturbative corrections to the large scale structure of the universe. If these corrections are large, then we may find ourselves near the center of a spherically symmetric bubble [74]. Some theorists consider it undesirable, whereas some observers argue that we may actually live in one of these bubbles. One way or another, this effect is small and unobservable if inflation does not occur at a nearly Planckian density [74]. In particular, no effects of such type are possible in new inflation, hybrid inflation, and all known versions of inflation in string theory.

3) If one uses the standard probability distribution  $P$  for predicting the part of the universe



where we should live, one may conclude that the universe surrounding us must be very young (the youngness paradox [75]) and unacceptably hot [16]. However, as we already emphasized, instead of using the probability distribution  $P$ , in anthropic considerations one should use the incoming probability currents  $Q$ , or the integrated probability currents  $Q$  [12]. If one does so, the paradoxes discussed in [75, 16] disappear.

We can continue discussing possible problems of various volume-weighted probability measures [13, 76, 77], and their resolution [78, 79, 80, 81], but we will stop here before we forget that the 'standard' volume-weighted measure [4, 11, 12] just saved us from the BB disaster.

In addition to testing various probability measures, one may also try to understand whether they are competing with each other, or complementing each other, because each of them can be useful for answering different types of questions.

Let us give a simple example related to demographics. One may want to know what is the average age of a person living now on the Earth. In order to find it, one should take the sum of the ages of all people and divide it by their total number. Naively, one could expect that the result of the calculation should be equal to  $1/2$  of the life expectancy. However, the actual result will be much smaller. Because of the exponential growth of the population, the main contribution to the average age will be given by very young people. Both answers (the average age of a person, and a half of the life expectancy) are correct despite the fact that they are different. None of these answers is any better; they are different because they address different questions. Economists may want to know the average age in order to make their projections. Meanwhile each of us, as well as the people from the insurance industry, may be more interested in the life expectancy.

Similarly, all possible ways to measure our universe may be useful for answering different questions. The comoving probability distribution can be used to study a typical evolution of the physical conditions at a given point. Meanwhile, the global structure of the universe can be studied using various volume-weighted distributions. The problem appears only if one wants to find out which of these probability distributions, if any, should be used in anthropic considerations.

There are several ways to approach this problem. One of them, which we already discussed and used in this paper, is to compare predictions of each of these measures with observations. In this sense, the probability measure becomes a part of the theory, and we test both the theory and the measure by comparing them with observations.

Another strategy (which may be used in parallel with the first one) is to reduce metaphysical overtones of the anthropic principle by asking well-defined questions about conditional probabilities and treating all available facts, including the facts related to our life, as observational data. If one does not do it, one may come to all sorts of paradoxical conclusions.

For example, one may wonder what is the most probable state of the universe compatible with life if one allows all possible parameters to vary, e.g. if one can vary the cosmological constant and the amplitude of density perturbations simultaneously [77]. The results of this approach can be rather problematic, but several solutions to this problem are available [77, 79, 80]. Considerable ambiguities appear in imposing the anthropic constraints on the amplitude of spontaneous symmetry breaking in the standard model if one can vary all possible

parameters of the standard model and beyond [82]; see, however, [83, 84]. Yet another example is the possibility to predict just about any value of the cosmological constant if one considers information processing in the universe and does not specify what kinds of observers are making the observations, i.e. if one ignores the word 'anthropic' in the 'anthropic principle' [85].

One may argue that the main root of some of these problems is that we want to achieve too much. Before the invention of inflationary cosmology and string theory landscape, we wanted to construct a unique theory explaining all features of our world. Now we understand that the world may consist of many different parts and we can live only in some of them, but we want to replace the idea that our universe is unique by a closely related hypothesis that our position is most probable, that we live in a state where a typical observer should live, etc. This is a very powerful idea, and one should pursue it as far as possible. But it resembles a question which has bothered me for a long time: Why was I born in Moscow if there are so many other places, and many more people live in those places? And why was I born in the middle of the 20th century, if the population grows exponentially, and many more people are alive now than they were at the time when I was born?

Unfortunately, there is a chance that at least some of these questions are meaningless, or we are not ready to answer them, and we will be able to do it only after we learn much more, not only about the nature of the universe, but also about the nature of life. Thus, these questions may remain unanswered for a long time, but it does not preclude us from answering simpler, more pragmatic questions, based on the conditional probabilities. For example, even if one cannot calculate the probability to be born in some particular place at some particular time, one may ask questions about the most probable observational results under the condition that one is born there. If I am born in Moscow, and everybody around speaks Russian, it is not surprising. But if I find that everybody in Moscow speaks Chinese, I will be really surprised, and I will try to come with some theoretical explanation.

Let us try to use this analogy and apply it to our use of anthropic considerations. The first observations which we make give us some primitive information about our environment, about other people, about the city and the country where we were born. Then we learn that our bodies are mostly made from hydrogen, oxygen and carbon. At this stage we do not yet know about the cosmological constant and the Higgs field. But we already know that among all possible parts of the universe we (rather than some generic observers) can live only in the parts which can support carbon-based life (rather than silicon-based life, or some life-like information processing in general). When evaluating the conditional probabilities of the results of future observations, we must take into account that we are going to make these observations. This implies that we are talking about anthropic principle, rather than about atomic principle, or galactic principle. We are doing what all of us consider quite legitimate: We evaluate the probability of the outcome of future observations on the basis of the previously obtained data. The only nontrivial step here is that we consider simple facts of our life (like the fact that we are alive and made from hydrogen, oxygen and carbon) as observational data. This may seem unusual at first, but it is no more unusual than considering the facts that our universe is big and parallel lines do not intersect as observational data. In the end, this strategy lead us to the discovery of inflation.

Let us apply it to the cosmological constant problem. A long time ago, we already knew that

the amplitude of density perturbations required for the formation of galaxies was about  $10^{-5}$ . Later we learned that the cold dark matter scenario makes a better job in describing formation of galaxies than the hot dark matter scenario. We did not know yet what was the vacuum energy, and the prevailing idea was that we did not have much choice anyway. But with the discovery of inflation, we learned that the universe could be created differently, with different values of the cosmological constant in each of its copies described by the different branches of the wave function of the universe, or in each of its parts created by eternal inflation. This allowed us to propose several different anthropic solutions to the cosmological constant problem based on the assumption that, for the given value of the amplitude of density perturbations, we cannot live in a universe with  $j > 10^{120}$ . If observations would show that the cosmological constant vanishes, or if it were a thousand times smaller than the anthropic bounds, then we would be surprised, and a theoretical explanation of this anomaly would be required. As of now, the small value of the cosmological constant does not look too surprising, but we are still working to understand the situation better.

Historically, in our analysis we did not try to explain all constants at once by finding the best place in the universe populated by most of the observers capable of information processing. Instead of that, we operated using the standard rules of science. We found the conditions necessary for the existence of life of our type, we measured the value of the amplitude of density perturbations and the gravitational constant in our part of the universe, and only after that we evaluated the possible range of the cosmological constant consistent with all previously known experimental data describing the part of the universe where we live.

The situation with the anthropic bounds on the amplitude of the Higgs field [86, 87, 88] is very similar. Long ago, we measured masses and coupling constants of many elementary particles, we found some basic facts about the weak interactions, but for a while we did not know the amplitude of the Higgs field responsible for the electroweak spontaneous symmetry breaking. Then we found anthropic constraints on the value of the Higgs field in our part of the universe, under the condition that all other parameters are fixed, because we already measured them in our part of the universe. This procedure does not involve any of the ambiguities described in [82].

This does not mean that we should not go beyond this simple step-by-step procedure. We should certainly continue our attempts to understand everything from first principles, and maybe eventually we will find that our presence in this part of the universe with all of its bizarre properties was most probable. This would be a great triumph of science. That is why we should continue working, trying to find an ultimate explanation of the physical reality, despite all problems and uncertainties which we encounter. But on the other hand, perhaps one should not be too disappointed if eventually we find that at least some of our pre-Copernican ideas are wrong, and we do not occupy the central, or typical, or most probable position in the world. Even in this case the anthropic principle will find a decent place in the theorists toolbox, by allowing us to pre-select those parts of the universe and those vacua in the landscape where we can live.

And there is still another possibility. It may happen that some of the predictions of our calculations will not be sensitive to the choice of the probability measure. (A similar hope was expressed long ago in [20].) For example, the arguments contained in Sect. 9 indicate that the

cosmological constant problem can be solved using the 'standard' probability measure [11, 12]. The main ingredients of the proposed solution are measure-independent; they depend only on the properties of the landscape. This is quite encouraging, since it suggests that under certain conditions the solution of the cosmological constant problem may be measure-independent. It would be very important to verify this conjecture, because it would remove a lot of uncertainties related to the choice of the measure in the string landscape scenario.

## Acknowledgments

It is a pleasure to thank A. Aguirre, R. Bousso, T. Clifton, B. Freivogel, J. Garriga, M. Graesser, S. Gratton, M. Johnson, R. Kallosh, D. Page, M. Salem, S. Shenker, L. Susskind, N. Sivanandam, A. Vilenkin and S. Winitzki for many stimulating discussions. This work was supported by NSF grant PHY-0244728.

## References

- [1] A. Ceresole, G. Dall'Agata, A. Giriyavets, R. Kallosh and A. Linde, "Domain walls, near-BPS bubbles, and probabilities in the landscape," *Phys. Rev. D* **74**, 086010 (2006) [[arXiv:hep-th/0605266](#)].
- [2] A. D. Linde, "Nonsingular Regenerating Inflationary Universe," *Print-82-0554*, Cambridge University preprint, 1982, see <http://www.stanford.edu/~alinde/1982.pdf>
- [3] A. D. Linde, "The New Inflationary Universe Scenario," In: *The Very Early Universe*, ed. G. W. Gibbons, S. W. Hawking and S. Siklos, Cambridge University Press (1983), pp. 205-249, see <http://www.stanford.edu/~alinde/1983.pdf>
- [4] A. D. Linde, "Eternally Existing Self-reproducing Chaotic Inflationary Universe," *Phys. Lett. B* **175**, 395 (1986).
- [5] A. D. Linde, *Particle Physics and Inflationary Cosmology* (Harwood, Chur, Switzerland, 1990) [[arXiv:hep-th/0503203](#)].
- [6] W. Lerche, D. Lust and A. N. Schellekens, "Chiral Four-Dimensional Heterotic Strings From Selfdual Lattices," *Nucl. Phys. B* **287**, 477 (1987).
- [7] R. Bousso and J. Polchinski, "Quantization of four-form fluxes and dynamical neutralization of the cosmological constant," *JHEP* **0006**, 006 (2000) [[arXiv:hep-th/0004134](#)].
- [8] M. R. Douglas, "The statistics of string / M theory vacua," *JHEP* **0305**, 046 (2003) [[arXiv:hep-th/0303194](#)]; F. Denef and M. R. Douglas, "Distributions of flux vacua," *JHEP* **0405**, 072 (2004) [[arXiv:hep-th/0404116](#)].
- [9] S. Kachru, R. Kallosh, A. Linde and S. P. Trivedi, "De Sitter vacua in string theory," *Phys. Rev. D* **68**, 046005 (2003) [[arXiv:hep-th/0301240](#)].

- [10] L. Susskind, "The anthropic landscape of string theory," [arXiv:hep-th/0302219](#).
- [11] A. D. Linde, D. A. Linde and A. Mezhlumian, "From the Big Bang theory to the theory of a stationary universe," *Phys. Rev. D* **49**, 1783 (1994) [[arXiv:gr-qc/9306035](#)].
- [12] J. Garcia-Bellido, A. D. Linde and D. A. Linde, "Fluctuations of the gravitational constant in the stationary Brans-Dicke cosmology," *Phys. Rev. D* **50**, 730 (1994) [[arXiv:astro-ph/9312039](#)]; J. Garcia-Bellido and A. D. Linde, "Stationarity of inflation and predictions of quantum cosmology," *Phys. Rev. D* **51**, 429 (1995) [[arXiv:hep-th/9408023](#)]; J. Garcia-Bellido and A. D. Linde, "Stationary solutions in Brans-Dicke stochastic inflationary cosmology," *Phys. Rev. D* **52**, 6730 (1995) [[arXiv:gr-qc/9504022](#)].
- [13] A. Vilenkin, "Predictions from quantum cosmology," *Phys. Rev. Lett.* **74**, 846 (1995) [[arXiv:gr-qc/9406010](#)].
- [14] A. Vilenkin, "Making predictions in eternally inflating universe," *Phys. Rev. D* **52**, 3365 (1995) [[arXiv:gr-qc/9505031](#)]; S. Winitzki and A. Vilenkin, "Uncertainties of predictions in models of eternal inflation," *Phys. Rev. D* **53**, 4298 (1996) [[arXiv:gr-qc/9510054](#)]; J. Garriga and A. Vilenkin, "A prescription for probabilities in eternal inflation," *Phys. Rev. D* **64**, 023507 (2001) [[arXiv:gr-qc/0102090](#)]; J. Garriga, D. Schwartz-Perlov, A. Vilenkin and S. Winitzki, "Probabilities in the stationary multiverse," *JCAP* **0601**, 017 (2006) [[arXiv:hep-th/0509184](#)]; R. Easter, E. A. Lim and M. R. Martin, "Counting pockets with world lines in eternal inflation," *JCAP* **0603**, 016 (2006) [[arXiv:astro-ph/0511233](#)]; V. Vanchurin and A. Vilenkin, "Eternal observers and bubble abundances in the landscape," *Phys. Rev. D* **74**, 043520 (2006) [[arXiv:hep-th/0605015](#)]. A. Vilenkin, "Probabilities in the landscape," [arXiv:hep-th/0602264](#).
- [15] A. D. Linde and A. Mezhlumian, "On Regularization Scheme Dependence of Predictions in Inflationary Cosmology," *Phys. Rev. D* **53**, 4267 (1996) [[arXiv:gr-qc/9511058](#)].
- [16] M. Tegmark, "What does inflation really predict?," *JCAP* **0504**, 001 (2005) [[arXiv:astro-ph/0410281](#)].
- [17] J. Garriga, D. Schwartz-Perlov, A. Vilenkin and S. Winitzki, "Probabilities in the stationary multiverse," *JCAP* **0601**, 017 (2006) [[arXiv:hep-th/0509184](#)].
- [18] A. A. Starobinsky, in: *Fundamental Interactions* [in Russian], M G P I, Moscow (1984), p. 55; A. A. Starobinsky, "Stochastic De Sitter (Inflationary) Stage In The Early Universe," in: *Current Topics in Field Theory, Quantum Gravity and Strings, Lecture Notes in Physics*, eds. H. J. de Vega and N. Sanchez (Springer, Heidelberg 1986) **206**, p. 107.
- [19] A. S. Goncharov, A. D. Linde and V. F. Mukhanov, "The Global Structure Of The Inflationary Universe," *Int. J. Mod. Phys. A* **2**, 561 (1987).
- [20] J. Garriga and A. Vilenkin, "Recycling universe," *Phys. Rev. D* **57**, 2230 (1998) [[arXiv:astro-ph/9707292](#)].
- [21] R. Bousso, "Holographic probabilities in eternal inflation," [arXiv:hep-th/0605263](#).

- [22] S.W .Hawking and T .Hertog, \Populating the landscape: A top down approach," Phys. Rev.D 73, 123527 (2006) [[arXiv:hep-th/0602091](#)].
- [23] J.B .Hartle and S.W .Hawking, \Wave Function Of The Universe," Phys. Rev.D 28, 2960 (1983).
- [24] A .D .Linde, \Quantum Creation Of The In ationary Universe," Lett.Nuovo Cim . 39, 401 (1984); A .V ilenkin, \Quantum Creation Of Universes," Phys. Rev.D 30, 509 (1984).
- [25] D .N .Page, \Is our universe likely to decay within 20 billion years?," [arXiv:hep-th/0610079](#).
- [26] D .N .Page, \Susskind's challenge to the Hartle-Hawking no-boundary proposal and possible resolutions," [arXiv:hep-th/0610199](#).
- [27] M .J. Rees, Before the Beginning: Our Universe and Others (Simon and Schuster, New York, 1997); A .A lbrecht and L .Sorbo, \Can the universe a ord in ation?," Phys. Rev.D 70, 063528 (2004) [[arXiv:hep-th/0405270](#)].
- [28] L .Dyson, M .K leban and L .Susskind, \Disturbing implications of a cosm ological constant," JHEP 0210, 011 (2002) [[arXiv:hep-th/0208013](#)].
- [29] R .Bousso and B .Freivogel, \A paradox in the global description of the multiverse," [arXiv:hep-th/0610132](#).
- [30] A .V ilenkin, \A measure of the multiverse," [arXiv:hep-th/0609193](#).
- [31] S.R .Coleman and F .De Luccia, \Gravitational E ffects On And Of Vacuum Decay," Phys. Rev.D 21, 3305 (1980).
- [32] A .D .Linde, \Hard art of the universe creation (stochastic approach to tunneling and baby universe form ation)," Nucl. Phys. B 372, 421 (1992) [[arXiv:hep-th/9110037](#)].
- [33] A .H .Guth and E .J.W einberg, \Could The Universe Have Recovered From A Slow First Order Phase Transition?," Nucl. Phys. B 212, 321 (1983).
- [34] S.W .Hawking and I .G .M oss, \Supercooled Phase Transitions In The Very Early Universe," Phys. Lett. B 110, 35 (1982).
- [35] U .Gen and M .Sasaki, \False vacuum decay with gravity in non-thin-wall lim it," Phys. Rev.D 61, 103508 (2000) [[arXiv:gr-qc/9912096](#)].
- [36] A .S.G oncharov and A .D .Linde, \Tunneling in an Expanding Universe: Euclidean and Ham iltonian Approaches," Fiz. Elem .Chast. Atom .Yadra 17, 837 (1986).
- [37] K .M .Lee and E .J.W einberg, \Decay Of The True Vacuum In Curved Space-T im e," Phys. Rev.D 36, 1088 (1987).
- [38] A .D .Linde, \Quantum creation of an open in ationary universe," Phys. Rev.D 58, 083514 (1998) [[arXiv:gr-qc/9802038](#)].

- [39] T. Banks and M. Johnson, "Regulating eternal inflation," [arXiv:hep-th/0512141](#).
- [40] A. Aguirre, T. Banks and M. Johnson, "Regulating eternal inflation. II: The great divide," [arXiv:hep-th/0603107](#).
- [41] R. Bousso, B. Freivogel and M. Lippert, "Probabilities in the landscape: The decay of nearly flat space," [arXiv:hep-th/0603105](#).
- [42] M. Cvetič and H. H. Soleng, "Supergravity domain walls," *Phys. Rept.* **282**, 159 (1997) [[arXiv:hep-th/9604090](#)]; M. Cvetič, S. G. Riess and S. J. Rey, "Nonperturbative stability of supergravity and superstring vacua," *Nucl. Phys. B* **389**, 3 (1993) [[arXiv:hep-th/9206004](#)]; M. Cvetič, S. G. Riess and S. J. Rey, "Static domain walls in  $N=1$  supergravity," *Nucl. Phys. B* **381**, 301 (1992) [[arXiv:hep-th/9201007](#)]; M. Cvetič, S. G. Riess and H. H. Soleng, "Local and global gravitational aspects of domain wall space-times," *Phys. Rev. D* **48**, 2613 (1993) [[arXiv:gr-qc/9306005](#)].
- [43] S. Weinberg, "Does Gravitation Resolve The Ambiguity Among Supersymmetry Vacua?," *Phys. Rev. Lett.* **48** (1982) 1776.
- [44] R. Kallosh and A. Linde, "Landscape, the scale of SUSY breaking, and inflation," *JHEP* **0412**, 004 (2004) [[arXiv:hep-th/0411011](#)]; J. J. Blanco-Pillado, R. Kallosh and A. Linde, "Supersymmetry and stability of flux vacua," *JHEP* **0605**, 053 (2006) [[arXiv:hep-th/0511042](#)]; R. Kallosh and A. Linde, "On KKLT," [arXiv:hep-th/0611183](#).
- [45] A. R. Frey, M. Lippert and B. Williams, "The fall of stringy de Sitter," *Phys. Rev. D* **68**, 046008 (2003) [[arXiv:hep-th/0305018](#)].
- [46] D. Green, E. Silverstein and D. Starr, "Attractor explosions and catalyzed vacuum decay," [arXiv:hep-th/0605047](#).
- [47] U. H. Danielsson, N. Johansson and M. Larfors, "Stability of flux vacua in the presence of charged black holes," [arXiv:hep-th/0605106](#).
- [48] B. Freivogel, M. Kleban, M. Rodriguez Martinez and L. Susskind, "Observational consequences of a landscape," *JHEP* **0603**, 039 (2006) [[arXiv:hep-th/0505232](#)].
- [49] G. 't Hooft, "Dimensional reduction in quantum gravity," [arXiv:gr-qc/9310026](#); L. Susskind, "The World As A Hologram," *J. Math. Phys.* **36**, 6377 (1995) [[arXiv:hep-th/9409089](#)]; J. M. Maldacena, "The large  $N$  limit of superconformal field theories and supergravity," *Adv. Theor. Math. Phys.* **2**, 231 (1998) [*Int. J. Theor. Phys.* **38**, 1113 (1999)] [[arXiv:hep-th/9711200](#)].
- [50] R. Bousso, "The holographic principle," *Rev. Mod. Phys.* **74**, 825 (2002) [[arXiv:hep-th/0203101](#)].
- [51] B. Freivogel, Y. Sekino, L. Susskind and C. P. Yeh, "A holographic framework for eternal inflation," *Phys. Rev. D* **74**, 086003 (2006) [[arXiv:hep-th/0606204](#)].

- [52] A.H.Guth, "The Inflationary Universe: A Possible Solution To The Horizon And Flatness Problems," *Phys.Rev.D* 23, 347 (1981).
- [53] P.J.Steinhardt, "Natural Inflation," In: *The Very Early Universe*, ed. G.W.Gibbons, S.W.Hawking and S.Siklos, Cambridge University Press, (1983).
- [54] A.Vilenkin, "The Birth Of Inflationary Universes," *Phys.Rev.D* 27, 2848 (1983).
- [55] A.A.Starobinsky and J.Yokoyama, "Equilibrium state of a self interacting scalar field in the De Sitter background," *Phys.Rev.D* 50, 6357 (1994) [[arXiv:astro-ph/9407016](#)].
- [56] M.Aryal and A.Vilenkin, "The fractal dimension of inflationary universe," *Phys.Lett.B* 199, 351 (1987).
- [57] N.Goheer, M.Kleban and L.Susskind, "The trouble with de Sitter space," *JHEP* 0307, 056 (2003) [[arXiv:hep-th/0212209](#)].
- [58] A.Linde, "Creation of a compact topologically nontrivial inflationary universe," *JCAP* 0410, 004 (2004) [[arXiv:hep-th/0408164](#)].
- [59] Y.B.Zeldovich and A.A.Starobinsky, "Quantum creation of a universe in a nontrivial topology," *Sov.Astron.Lett.* 10, 135 (1984); D.H.Coule and J.Martin, "Quantum cosmology and open universes," *Phys.Rev.D* 61, 063501 (2000) [[arXiv:gr-qc/9905056](#)].
- [60] A.D.Linde, "The Inflationary Universe," *Rept.Prog.Phys.* 47 925 (1984).
- [61] P.C.W.Davies and S.D.Unwin, *Proc.R.Soc.A* 377, 147 (1981).
- [62] A.D.Sakharov, "Cosmological Transitions With A Change In Metric Signature," *Sov.Phys.JETP* 60, 214 (1984) [*Zh.Eksp.Teor.Fiz.* 87, 375 (1984)].
- [63] T.Banks, "TCP, quantum gravity, the cosmological constant, and all that ...," *Nucl.Phys.B* 249, 332, (1985)
- [64] A.D.Linde, "Inflation And Quantum Cosmology," *Print-86-0888* (June 1986), in *300 Years of Gravitation*, ed. by S.W.Hawking and W.Israel, Cambridge University Press, Cambridge (1987).
- [65] J.D.Barrow and F.J.Tipler, *The Anthropic Cosmological Principle*, Oxford University Press, New York (1986).
- [66] R.Kallosh and A.Linde, "M-theory, cosmological constant and anthropic principle," *Phys.Rev.D* 67, 023510 (2003) [[arXiv:hep-th/0208157](#)].
- [67] S.Weinberg, "Anthropic Bound On The Cosmological Constant," *Phys.Rev.Lett.* 59 (1987) 2607; H.Martel, P.R.Shapiro and S.Weinberg, "Likely Values of the Cosmological Constant," *Astrophys.J.* 492, 29 (1998) [[arXiv:astro-ph/9701099](#)].



- [68] J. Garriga, M. Livio and A. Vilenkin, "The cosmological constant and the time of its dominance," *Phys. Rev. D* 61, 023503 (2000) [[arXiv:astro-ph/9906210](#)]; J. Garriga and A. Vilenkin, "Solutions to the cosmological constant problems," *Phys. Rev. D* 64, 023517 (2001) [[arXiv:hep-th/0011262](#)]; J. Garriga and A. Vilenkin, "Testable anthropic predictions for dark energy," *Phys. Rev. D* 67, 043503 (2003) [[arXiv:astro-ph/0210358](#)]; J. Garriga, A. Linde and A. Vilenkin, "Dark energy equation of state and anthropic selection," *Phys. Rev. D* 69, 063521 (2004) [[arXiv:hep-th/0310034](#)]; L. Pogosian and A. Vilenkin, "Anthropic predictions for vacuum energy and neutrino masses in the light of WMAP-3," [arXiv:astro-ph/0611573](#).
- [69] M. Tegmark, A. Aguirre, M. Rees and F. Wilczek, "Dimensionless constants, cosmology and other dark matters," *Phys. Rev. D* 73, 023505 (2006) [[arXiv:astro-ph/0511774](#)].
- [70] D. Schwartz-Perlov and A. Vilenkin, "Probabilities in the Bousso-Polchinski multiverse," *JCAP* 0606, 010 (2006) [[arXiv:hep-th/0601162](#)]; D. Schwartz-Perlov, "Probabilities in the Arkani-Hamed-Dimopoulos-Kachru landscape," [arXiv:hep-th/0611237](#).
- [71] M. R. Douglas and S. Kachru, "Flux compactification," [arXiv:hep-th/0610102](#).
- [72] A. Vilenkin, "Freak observers and the measure of the multiverse," [arXiv:hep-th/0611271](#).
- [73] D. N. Page, "Return of the Boltzmann brains," [arXiv:hep-th/0611158](#); D. N. Page, "Is Our Universe Decaying at an Astronomical Rate?," [arXiv:hep-th/0612137](#).
- [74] A. D. Linde, D. A. Linde and A. Mezhlumian, "Nonperturbative Amplifications of Inhomogeneities in a Self-Reproducing Universe," *Phys. Rev. D* 54, 2504 (1996) [[arXiv:gr-qc/9601005](#)].
- [75] A. H. Guth, "Inflationary models and connections to particle physics," [arXiv:astro-ph/0002188](#).
- [76] B. Feldstein, L. J. Hall and T. Watari, "Density perturbations and the cosmological constant from inflationary landscapes," *Phys. Rev. D* 72, 123506 (2005) [[arXiv:hep-th/0506235](#)].
- [77] J. Garriga and A. Vilenkin, "Anthropic prediction for Lambda and the Q catastrophe," *Prog. Theor. Phys. Suppl.* 163, 245 (2006) [[arXiv:hep-th/0508005](#)].
- [78] J. Garcia-Bellido and A. D. Linde, "Stationarity of inflation and predictions of quantum cosmology," *Phys. Rev. D* 51, 429 (1995) [[arXiv:hep-th/9408023](#)].
- [79] A. Linde and V. Mukhanov, "The curvaton web," *JCAP* 0604, 009 (2006) [[arXiv:astro-ph/0511736](#)].
- [80] D. H. Lyth, "Generating the curvature perturbation at the end of inflation," *JCAP* 0511, 006 (2005) [[arXiv:astro-ph/0510443](#)].
- [81] L. J. Hall, T. Watari and T. T. Yanagida, "Taming the runaway problem of inflationary landscapes," *Phys. Rev. D* 73, 103502 (2006) [[arXiv:hep-th/0601028](#)].

- [82] R. Hamik, G. D. Kribs and G. Perez, "A universe without weak interactions," *Phys. Rev. D* **74**, 035006 (2006) [[arXiv:hep-ph/0604027](#)].
- [83] B. Feldstein, L. J. Hall and T. Watari, "Landscape prediction for the Higgs boson and top quark masses," [arXiv:hep-ph/0608121](#).
- [84] L. Calveili and R. E. White, "Problems in a weakless universe," [arXiv:hep-ph/0609050](#).
- [85] G. D. Starkman and R. Trotta, "Why anthropic reasoning cannot predict  $\Lambda$ ," [arXiv:astro-ph/0607227](#).
- [86] V. Agrawal, S. M. Barr, J. F. Donoghue and D. Seckel, "Anthropic considerations in multiple-domain theories and the scale of electroweak symmetry breaking," *Phys. Rev. Lett.* **80**, 1822 (1998) [[arXiv:hep-ph/9801253](#)]; V. Agrawal, S. M. Barr, J. F. Donoghue and D. Seckel, "The anthropic principle and the mass scale of the standard model," *Phys. Rev. D* **57**, 5480 (1998) [[arXiv:hep-ph/9707380](#)]; T. E. Jeltema and M. Sher, "The triple-alpha process and the anthropically allowed values of the weak scale," *Phys. Rev. D* **61**, 017301 (2000) [[arXiv:hep-ph/9905494](#)].
- [87] N. Arkani-Hamed and S. Dimopoulos, "Supersymmetric unification without low energy supersymmetry and signatures for fine-tuning at the LHC," *JHEP* **0506**, 073 (2005) [[arXiv:hep-th/0405159](#)].
- [88] C. J. Hogan, "Nuclear astrophysics of worlds in the string landscape," [arXiv:astro-ph/0602104](#).
- [89] M. Tegmark et al., "Cosmological Constraints from the SDSS Luminous Red Galaxies," [arXiv:astro-ph/0608632](#).