

SOLUTION OF THE $SU(2)$ MANDELSTAM CONSTRAINTS

N. J. Watson

Centre de Physique Théorique, C.N.R.S. - Luminy, Case 907,

F-13288 Marseille Cedex 9, France.

email: watson@cptsu1.univ-mrs.fr

Abstract

It is shown how the Mandelstam constraints for an $SU(2)$ pure lattice gauge theory with $3\mathcal{N}$ physical degrees of freedom may be solved completely in terms of $3\mathcal{N}$ Wilson and Polyakov loop variables and $\mathcal{N} - 1$ gauge invariant discrete ± 1 variables, thus enabling a manifestly gauge invariant formulation of the theory.

November 1993

CPT-93/P.2963

1. Introduction

The idea that a gauge theory may be formulated entirely in terms of gauge invariant variables is an appealing one, and has a long though not particularly successful history [1][2][3][4][5]. For a pure gauge theory, i.e. without external sources, the gauge invariant quantities are formed by taking the trace of matrices U_Γ given by the exponential of the vector potential integrated around closed paths Γ :

$$\text{Tr } U_\Gamma = \text{Tr } \text{P exp} \oint_\Gamma A_\mu^i T^i dx^\mu \quad (1)$$

where for $SU(N)$ A_μ^i , $i = 1, 2 \dots N^2 - 1$, are the vector potentials, the T^i are the group generator matrices and P denotes path ordering. Such variables are generally known as Wilson loops in the lattice regularized versions of the theory.

One of the fundamental features of such approaches is the infinite over-completeness of such loop variables. This implies the existence of dependences among the loops, usually known as Mandelstam constraints [6]. These are complicated non-linear identities among loops which intersect or touch at at least one point, and stem just from the basic properties of $SU(N)$ matrices. The form of the Mandelstam constraints for a given $SU(N)$ depends on N (so that going to the large- N limit is not straightforward). For $N = 2$, which is the simplest case, they may all be derived from the fundamental identity¹ for arbitrary $SU(2)$ matrices U_α, U_β

$$\text{Tr } U_\alpha U_\beta - \text{Tr } U_\alpha \text{Tr } U_\beta + \text{Tr } U_\alpha U_\beta^{-1} = 0 \quad (2)$$

A simple example of a Mandelstam constraint for $SU(2)$ Wilson loops in the lattice versions of the theory, in this case coming directly from eqn. (2), is shown in fig. 1.

Fig. 1. A simple example of a Mandelstam constraint for Wilson loops in $SU(2)$ lattice gauge theory.

The number of independent physical degrees of freedom of an $SU(N)$ pure gauge theory is determined by dividing out the gauge freedom from the overall freedom of the system. In a lattice formulation this number is regulated; only such lattice theories will

¹The corresponding identity for any given $SU(N)$ may be easily derived from the Cayley-Hamilton theorem.

be considered here. In the Lagrangian formulation [7], the total number of independent degrees of freedom of the space-time lattice system is therefore given by the dimension of the quotient space $\otimes_{\text{links}} SU(N) / \otimes_{\text{sites}} SU(N)$. In the Hamiltonian formulation [8], in which a temporal gauge $A_0^i = 0$ is chosen and time remains continuous, the number of independent degrees of freedom of the spatial lattice system at a given time is similarly given by $\dim\{\otimes_{\text{links}} SU(N) / \otimes_{\text{sites}} SU(N)\}$. In order to formulate either type of lattice theory directly in terms of this number of gauge invariant variables, it is necessary to be able to solve completely the corresponding $SU(N)$ Mandelstam constraints in terms of a complete independent set of this number of loop variables (supplemented perhaps by some number of gauge invariant discrete variables) so that *any* loop can then be expressed in terms of this set.

For $SU(2)$, the two crucial identities required to solve the Mandelstam constraints were given by Loll [9] (here eqns. (16) and (19)). However, having derived the necessary identities, no attempt was then made to solve them directly. Instead it was argued [9][10] that, assuming the non-existence of any global constraints, it is sufficient to show the mutual independence in any finite volume on the lattice of some specially chosen set of Wilson loop variables, where the total number of loops in this set equals the number of independent degrees of freedom of the system. For example, for a two dimensional lattice this set was taken to consist of the one and two plaquette rectangular loops at each site. Having demonstrated this independence, then given that these variables altogether give the correct number of degrees of freedom of the system and given the identities necessary in principle to solve completely the Mandelstam constraints, it was argued that these variables should give a complete description of the reduced configuration space of gauge invariant quantities of the system. Further discussion was given in ref. [11].

In this letter, it is shown how the Mandelstam constraints for $SU(2)$ pure lattice gauge theory with $\dim\{\otimes_{\text{links}} SU(2) / \otimes_{\text{sites}} SU(2)\} = 3\mathcal{N}$ variables may be solved directly and completely in terms of $3\mathcal{N}$ continuous Wilson and Polyakov loop variables and $\mathcal{N} - 1$ gauge invariant discrete variables taking values ± 1 . This enables a fully gauge invariant formulation of such theories. The need for these discrete variables (which have nothing to do with the Z_2 centre of the $SU(2)$ group) means that the argument of Loll is incorrect, or, more precisely, incomplete. Some possible practical consequences are briefly discussed.

2. Solution of the $SU(2)$ Mandelstam constraints

Consider a set of m entirely arbitrary $SU(2)$ matrices, for simplicity denoted generically now by $\alpha, \beta, \gamma \dots$ rather than $U_\alpha, U_\beta, U_\gamma \dots$. Then there exist the following four identities, the derivations of which from eqn. (2) are explained in ref. [9]:

$$\text{Tr}(\alpha) = \text{Tr}(\alpha^{-1}) \tag{3}$$

Eqn. (3) is due to the fact that the representations of the $SU(2)$ generators are real.

$$\text{Tr}(\alpha\beta) = \text{Tr}(\alpha)\text{Tr}(\beta) - \text{Tr}(\alpha\beta^{-1}) \quad (4)$$

(eqn. (2) trivially rearranged). Using eqn. (4), the trace of any product involving matrices' inverses can always be written in terms of traces with no inverses.

$$\begin{aligned} \text{Tr}(\alpha\beta\gamma) = & -\text{Tr}(\beta\alpha\gamma) + \text{Tr}(\alpha)\text{Tr}(\beta\gamma) + \text{Tr}(\beta)\text{Tr}(\gamma\alpha) + \text{Tr}(\gamma)\text{Tr}(\alpha\beta) \\ & -\text{Tr}(\alpha)\text{Tr}(\beta)\text{Tr}(\gamma) \end{aligned} \quad (5)$$

Using eqn. (5), the trace of any product of matrices in a given order can always be expressed in terms of the trace in any other order and products of traces of products of fewer matrices.

$$\begin{aligned} \text{Tr}(\alpha\beta\gamma\delta) = & \frac{1}{2} \left(\text{Tr}(\alpha)\text{Tr}(\beta\gamma\delta) + \text{Tr}(\beta)\text{Tr}(\gamma\delta\alpha) + \text{Tr}(\gamma)\text{Tr}(\delta\alpha\beta) + \text{Tr}(\delta)\text{Tr}(\alpha\beta\gamma) \right. \\ & -\text{Tr}(\alpha\beta)\text{Tr}(\gamma)\text{Tr}(\delta) - \text{Tr}(\beta\gamma)\text{Tr}(\delta)\text{Tr}(\alpha) \\ & -\text{Tr}(\gamma\delta)\text{Tr}(\alpha)\text{Tr}(\beta) - \text{Tr}(\delta\alpha)\text{Tr}(\beta)\text{Tr}(\gamma) \\ & +\text{Tr}(\alpha\beta)\text{Tr}(\gamma\delta) - \text{Tr}(\alpha\gamma)\text{Tr}(\beta\delta) + \text{Tr}(\alpha\delta)\text{Tr}(\beta\gamma) \\ & \left. +\text{Tr}(\alpha)\text{Tr}(\beta)\text{Tr}(\gamma)\text{Tr}(\delta) \right) \end{aligned} \quad (6)$$

Using eqn. (6), the trace of any product of four or more matrices can always be expressed in terms of products of traces of one, two and three matrices.

The identities eqns. (3)(4)(5)(6) together enable the trace of any product of matrices and their inverses from the given set to be expressed in terms of the traces of products of one, two and three matrices, which will be denoted generically by $\text{Tr}(\alpha)$, $\text{Tr}(\alpha\beta)$ and $\text{Tr}(\alpha\beta\gamma)$.

However, the $\text{Tr}(\alpha\beta)$ and $\text{Tr}(\alpha\beta\gamma)$ are themselves constrained. To express these constraints, it is convenient to introduce the so-called L variables:²

$$L(\alpha) = \frac{1}{2}\text{Tr}(\alpha) \quad (7)$$

$$L(\alpha, \beta) = \frac{1}{4} \left(-\text{Tr}(\alpha\beta) + \text{Tr}(\alpha\beta^{-1}) \right) \quad (8)$$

$$= -\frac{1}{2}\text{Tr}(\alpha\beta) + \frac{1}{4}\text{Tr}(\alpha)\text{Tr}(\beta) \quad (9)$$

$$L(\alpha, \beta, \gamma) = \frac{1}{16} \left(-\text{Tr}(\alpha\beta\gamma) + \text{Tr}(\alpha\beta^{-1}\gamma) + \text{Tr}(\alpha\beta\gamma^{-1}) - \text{Tr}(\alpha\beta^{-1}\gamma^{-1}) \right. \quad (10)$$

$$\begin{aligned} & \left. +\text{Tr}(\alpha\gamma\beta) - \text{Tr}(\alpha\gamma^{-1}\beta) - \text{Tr}(\alpha\gamma\beta^{-1}) + \text{Tr}(\alpha\gamma^{-1}\beta^{-1}) \right) \\ & = -\frac{1}{2}\text{Tr}(\alpha\beta\gamma) + \frac{1}{4}\text{Tr}(\alpha)\text{Tr}(\beta\gamma) + \frac{1}{4}\text{Tr}(\beta)\text{Tr}(\gamma\alpha) + \frac{1}{4}\text{Tr}(\gamma)\text{Tr}(\alpha\beta) \\ & \quad -\frac{1}{4}\text{Tr}(\alpha)\text{Tr}(\beta)\text{Tr}(\gamma) \end{aligned} \quad (11)$$

² The definitions of the L variables used here differ slightly from those used in ref. [9].

These L variables have simple geometrical interpretations: writing the $SU(2)$ matrices in the form

$$\alpha = \alpha_0 I + i \boldsymbol{\alpha} \cdot \boldsymbol{\sigma} \quad (12)$$

where $\boldsymbol{\sigma} = (\sigma_1, \sigma_2, \sigma_3)$ are the three Pauli matrices and the real numbers α_i , $i = 0, 1, 2, 3$, satisfy $\alpha_0^2 + \boldsymbol{\alpha} \cdot \boldsymbol{\alpha} = 1$ where $\boldsymbol{\alpha} = (\alpha_1, \alpha_2, \alpha_3)$ is a 3-vector, the L variables may be written

$$L(\alpha) = \alpha_0 \quad (13)$$

$$L(\alpha, \beta) = \boldsymbol{\alpha} \cdot \boldsymbol{\beta} \quad (14)$$

$$L(\alpha, \beta, \gamma) = \boldsymbol{\alpha} \times \boldsymbol{\beta} \cdot \boldsymbol{\gamma} \quad (15)$$

In this form, the properties of the L variables under permutation and inversion of their matrix arguments are particularly transparent e.g. $L(\alpha, \beta) = L(\beta, \alpha)$. Indeed, the identities eqns. (3)(4)(5) expressed in terms of the L variables become simply $L(\alpha) = L(\alpha^{-1})$, $L(\alpha, \beta) = -L(\alpha, \beta^{-1})$ and $L(\alpha, \beta, \gamma) = -L(\beta, \alpha, \gamma)$ respectively. Also it can immediately be seen that $L(\alpha, \beta)$ and $L(\alpha, \beta, \gamma)$ vanish if any of their arguments is the unit matrix I . It is clear that these L variables are more convenient quantities with which to work than the original traces. The definitions eqns. (7)(9)(11) may easily be inverted to give the $\text{Tr}(\alpha)$, $\text{Tr}(\alpha\beta)$ and $\text{Tr}(\alpha\beta\gamma)$ in terms of the $L(\alpha)$, $L(\alpha, \beta)$ and $L(\alpha, \beta, \gamma)$.

There then exist two further sets of identities, given originally in ref. [9]. Firstly:

$$\begin{aligned} L(\alpha, \beta, \gamma)^2 + L(\alpha, \beta)^2 L(\gamma, \gamma) + L(\beta, \gamma)^2 L(\alpha, \alpha) + L(\gamma, \alpha)^2 L(\beta, \beta) \\ - 2L(\alpha, \beta) L(\beta, \gamma) L(\gamma, \alpha) - L(\alpha, \alpha) L(\beta, \beta) L(\gamma, \gamma) = 0 \end{aligned} \quad (16)$$

Using eqn. (16), any $L(\alpha, \beta, \gamma)$, and hence any $\text{Tr}(\alpha\beta\gamma)$, can always be expressed in terms of the $L(\alpha, \beta)$, or the $\text{Tr}(\alpha)$ and $\text{Tr}(\alpha\beta)$, up to a sign. If the angle between two vectors $\boldsymbol{\alpha}, \boldsymbol{\beta}$ is written $\theta_{\alpha\beta}$, then an overall product of the lengths of the vectors in eqn. (16) may be factored out leaving the identity in the form

$$\sin^2 \theta_{\alpha\beta} \cos^2 \theta_{(\alpha \times \beta) \gamma} + \cos^2 \theta_{\alpha\beta} + \cos^2 \theta_{\beta\gamma} + \cos^2 \theta_{\gamma\alpha} - 2 \cos \theta_{\alpha\beta} \cos \theta_{\beta\gamma} \cos \theta_{\gamma\alpha} - 1 = 0 \quad (17)$$

This identity expresses the fact that, given the angles $\theta_{\alpha\beta}$, $\theta_{\beta\gamma}$, $\theta_{\gamma\alpha}$ between three vectors $\boldsymbol{\alpha}, \boldsymbol{\beta}, \boldsymbol{\gamma}$, the relative orientation of the three vectors is specified up to a possible “reflection” of, say, $\boldsymbol{\gamma}$ in the plane formed by $\boldsymbol{\alpha}$ and $\boldsymbol{\beta}$. Thus there are in general two solutions $\theta_{(\alpha \times \beta) \gamma}$ and $\pi - \theta_{(\alpha \times \beta) \gamma}$ of the quadratic eqn. (17). This is illustrated in fig. 2(a). The only information given by the $L(\alpha, \beta, \gamma)$ which is not supplied by the $L(\alpha, \beta)$ is this relative reflectional orientation of the sets of vectors $\boldsymbol{\alpha}, \boldsymbol{\beta}, \boldsymbol{\gamma}$. This information is given simply by the sign of each of the $L(\alpha, \beta, \gamma)$, so that the solution of the equation of constraint (16) may be written

$$L(\alpha, \beta, \gamma) = s(\alpha, \beta, \gamma) |L(\alpha, \beta, \gamma)| \quad (18)$$

where the modulus $|L(\alpha, \beta, \gamma)|$ is given entirely by the $L(\alpha, \beta)$ as in eqn. (16) and the discrete variables $s(\alpha, \beta, \gamma)$ have value $+1$ if $\theta_{(\alpha \times \beta)\gamma} < \frac{1}{2}\pi$ and -1 if $\theta_{(\alpha \times \beta)\gamma} > \frac{1}{2}\pi$, so specifying the relative reflectional orientations. This is illustrated in figs. 2(b) and 2(c) which show schematically in “plan view” the angles $\theta_{\alpha\beta}$, $\theta_{\beta\gamma}$, $\theta_{\gamma\alpha}$ and the two possible relative orientations of the vectors. For $\theta_{(\alpha \times \beta)\gamma} = \frac{1}{2}\pi$ i.e. α, β, γ coplanar and $L(\alpha, \beta, \gamma) = 0$, or if any of the α, β, γ is the unit matrix so that again $L(\alpha, \beta, \gamma) = 0$, $s(\alpha, \beta, \gamma)$ is undefined. The $s(\alpha, \beta, \gamma)$ have the same properties under permutation and inversion of their matrix arguments as the $L(\alpha, \beta, \gamma)$.

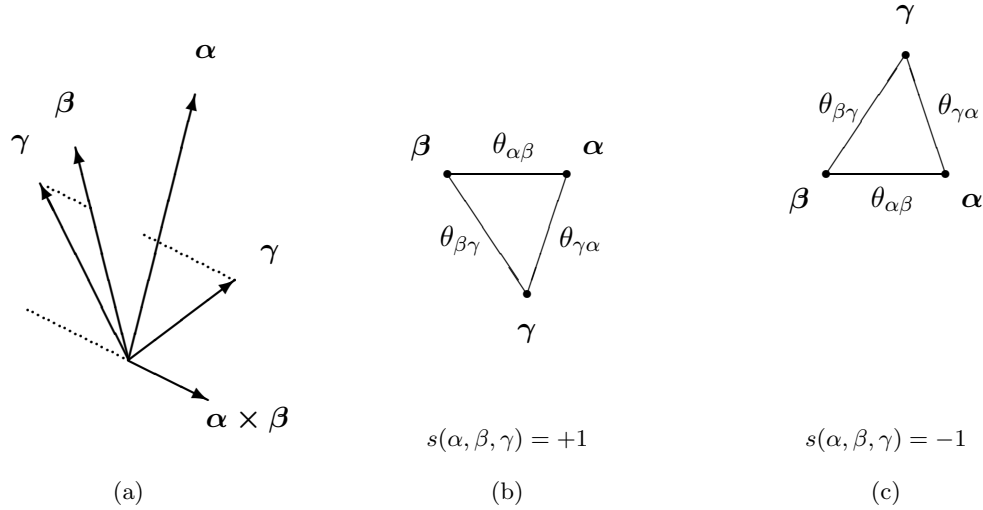


Fig. 2(a). The two possible orientations of γ relative to α, β given the three angles $\theta_{\alpha\beta}, \theta_{\beta\gamma}, \theta_{\gamma\alpha}$.
 Fig. 2(b). The three angles $\theta_{\alpha\beta}, \theta_{\beta\gamma}, \theta_{\gamma\alpha}$ represented schematically in “plan view” for $s(\alpha, \beta, \gamma) = +1$.
 Fig. 2(c). As 2(b) but for $s(\alpha, \beta, \gamma) = -1$.

Secondly (and lastly):

$$\begin{aligned}
 & L(\alpha, \beta)^2 L(\gamma, \delta)^2 + L(\alpha, \gamma)^2 L(\beta, \delta)^2 + L(\alpha, \delta)^2 L(\beta, \gamma)^2 \\
 & - L(\alpha, \beta)^2 L(\gamma, \gamma) L(\delta, \delta) - L(\alpha, \gamma)^2 L(\beta, \beta) L(\delta, \delta) - L(\alpha, \delta)^2 L(\beta, \beta) L(\gamma, \gamma) \\
 & - L(\beta, \gamma)^2 L(\alpha, \alpha) L(\delta, \delta) - L(\beta, \delta)^2 L(\alpha, \alpha) L(\gamma, \gamma) - L(\gamma, \delta)^2 L(\alpha, \alpha) L(\beta, \beta) \\
 & + 2L(\alpha, \alpha) L(\beta, \gamma) L(\gamma, \delta) L(\delta, \beta) + 2L(\beta, \beta) L(\alpha, \gamma) L(\gamma, \delta) L(\delta, \alpha) \\
 & + 2L(\gamma, \gamma) L(\alpha, \beta) L(\beta, \delta) L(\delta, \alpha) + 2L(\delta, \delta) L(\alpha, \beta) L(\beta, \gamma) L(\gamma, \alpha) \\
 & - 2L(\alpha, \beta) L(\beta, \gamma) L(\gamma, \delta) L(\delta, \alpha) - 2L(\alpha, \gamma) L(\beta, \gamma) L(\beta, \delta) L(\delta, \alpha) \\
 & - 2L(\alpha, \beta) L(\beta, \delta) L(\gamma, \delta) L(\gamma, \alpha) + L(\alpha, \alpha) L(\beta, \beta) L(\gamma, \gamma) L(\delta, \delta) = 0
 \end{aligned} \tag{19}$$

Again, an overall product of the lengths of the vectors in eqn. (19) may be factored out leaving the identity entirely in terms of the angles between the vectors. This identity

expresses the fact that, given four vectors $\alpha, \beta, \gamma, \delta$, one of the six angles between them, say $\theta_{\gamma\delta}$, may always be expressed in terms of the other five, $\theta_{\alpha\beta}, \theta_{\alpha\gamma}, \theta_{\alpha\delta}, \theta_{\beta\gamma}, \theta_{\beta\delta}$ in this case, up to a sign ambiguity: although there are altogether four possible reflectional orientations for the vectors γ and δ in the plane formed by α and β , only two of these give in general distinct values for $\theta_{\gamma\delta}$, the other two being just overall reflections of these two orientations, so that there are in general two solutions of this quadratic equation of constraint. This is illustrated in fig. 3 which shows schematically the angles in the four possible relative orientations of the vectors.

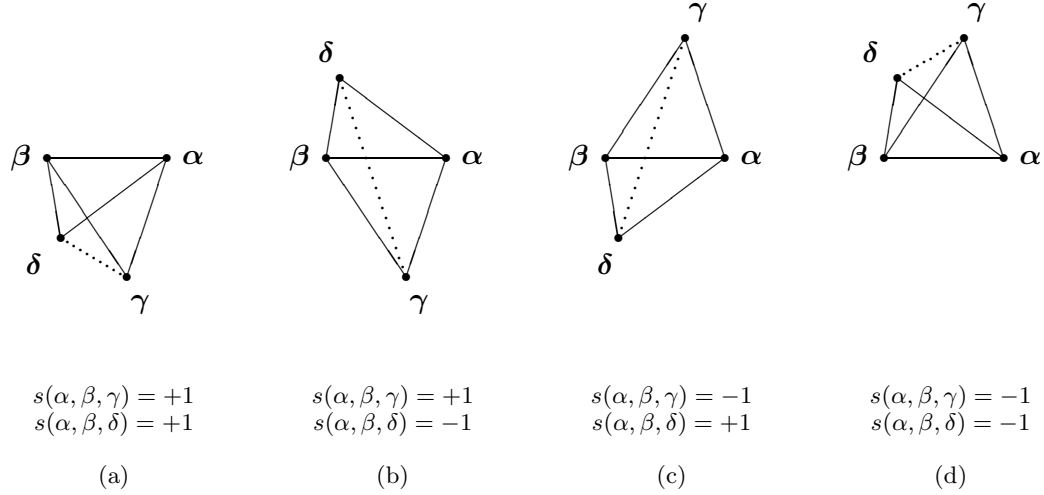


Fig. 3. The four possible orientations of γ and δ relative to α, β represented schematically in “plan view” given the five angles $\theta_{\alpha\beta}, \theta_{\alpha\gamma}, \theta_{\alpha\delta}, \theta_{\beta\gamma}, \theta_{\beta\delta}$, represented by the unbroken lines. The angle $\theta_{\gamma\delta}$ is represented by the dotted line.

Writing eqn. (19) as a quadratic equation for $\cos \theta_{\gamma\delta}$

$$a \cos^2 \theta_{\gamma\delta} + b \cos \theta_{\gamma\delta} + c = 0 \quad (20)$$

where the coefficients a, b, c are functions of the other five angles, the fact that $\cos \theta$ is monotonic for $0 \leq \theta \leq \pi$ enables the solution to be written

$$\cos \theta_{\gamma\delta} = -\frac{b}{2a} + s(\alpha, \beta, \gamma) s(\alpha, \beta, \delta) \left| \frac{(b^2 - 4ac)^{\frac{1}{2}}}{2a} \right| \quad (21)$$

i.e. the larger angle $\theta_{\gamma\delta}$ occurs when γ and δ are on opposite sides of the plane formed by α and β , in which case $s(\alpha, \beta, \gamma) s(\alpha, \beta, \delta) = -1$.

We now consider the number of independent continuous variables $L(\alpha)$ and $L(\alpha, \beta)$ and discrete variables $s(\alpha, \beta, \gamma)$. With m matrices $\alpha, \beta, \gamma \dots$ there are m associated vectors $\alpha, \beta, \gamma \dots$. The lengths of these vectors are given by the m independent variables $L(\alpha)$

via $|\alpha| = +(1 - L(\alpha)^2)^{\frac{1}{2}}$. Given the lengths of the vectors, the information given by the variables $L(\alpha, \beta)$ is the set of angles $\theta_{\alpha\beta}$. If some particular pair of vectors, assumed non-parallel and of non-zero length, is chosen to form a plane, say those labelled **1** and **2**, then there are $m - 2$ angles $\theta_{1\alpha}$ and $m - 2$ angles $\theta_{2\alpha}$ required to specify the orientation of the remaining $m - 2$ vectors relative to **1** and **2**, up to the reflectional ambiguities. Including the angle θ_{12} , this means that there are $2m - 3$ independent $\theta_{\alpha\beta}$, and hence, given the m $L(\alpha)$, $2m - 3$ independent $L(\alpha, \beta)$.³ Thus

$$\text{number of independent } L(\alpha), L(\alpha, \beta) = 3m - 3 \quad (22)$$

Similarly, there are $m - 2$ independent $s(1, 2, \alpha)$ required to specify the reflectional orientation of the $m - 2$ vectors relative to the plane formed by **1** and **2**. Thus

$$\text{number of independent } s(\alpha, \beta, \gamma) = m - 2 \quad (23)$$

It should be noted that, while there are $3m$ continuous variables associated with the m $SU(2)$ matrices, there are only $3m - 3$ independent continuous variables $L(\alpha), L(\alpha, \beta)$. This is due to the fact that the $L(\alpha)$ and $L(\alpha, \beta)$ are invariant under any rotation of all m vectors $\alpha, \beta, \gamma, \dots$; equivalently, the $\text{Tr}(\alpha)$ and $\text{Tr}(\alpha\beta)$ are invariant under a transformation $\alpha \rightarrow g\alpha g^{-1}$, $g \in SU(2)$, of all m matrices $\alpha, \beta, \gamma, \dots$. Thus the variables $L(\alpha), L(\alpha, \beta)$ are unable to describe the three ‘‘Euler angle’’ variables required to specify the overall orientation of the vectors relative to some set of axes. However, together with the $m - 2$ independent $s(\alpha, \beta, \gamma)$, they *are* fully sufficient to describe any *trace* formed from the m matrices, since such traces are themselves invariant under such an overall transformation.

To summarize, using the formulae in this section, *any* trace formed from the set of m matrices $\alpha, \beta, \gamma, \dots$ can be fully expressed in terms of some particular set of $3m - 3$ independent continuous variables $L(\alpha), L(\alpha, \beta)$ (or alternatively $\text{Tr}(\alpha), \text{Tr}(\alpha\beta)$) and $m - 2$ independent discrete variables $s(\alpha, \beta, \gamma)$. Thus the $SU(2)$ Mandelstam constraints may be solved completely in terms of these variables.

3. $SU(2)$ lattice gauge theory

We now consider an $SU(2)$ pure gauge system on a d -dimensional lattice with n^d sites and with periodic boundary conditions.⁴ In the Lagrangian formulation, d is the number of space-time dimensions, while in the Hamiltonian formulation it is the number

³ Alternatively, there are $\frac{1}{2}m(m-1)$ distinct $L(\alpha, \beta)$. Setting $\alpha = 1$ and $\beta = 2$, there are $\frac{1}{2}(m-2)(m-3)$ independent equations of constraint (19) for the sets of matrices $\{1, 2, \gamma, \delta\}$ (the left side of eqn. (19) vanishes trivially if any two of the $\alpha, \beta, \gamma, \delta$ are equal and is invariant under any permutation of the $\alpha, \beta, \gamma, \delta$). All other such eqns. (19) not involving the matrices labelled 1, 2 are then dependent on these. Thus, given the m $L(\alpha)$, there are $\frac{1}{2}m(m-1) - \frac{1}{2}(m-2)(m-3) = 2m - 3$ independent $L(\alpha, \beta)$.

⁴ A set of arguments very similar to the following can be given for the case of free boundary conditions.

of space dimensions, time remaining continuous. The number $3\mathcal{N}$ of independent degrees of freedom of either lattice system is given by the dimension of the quotient space $\otimes_{\text{links}} SU(2) / \otimes_{\text{sites}} SU(2)$ i.e.

$$3\mathcal{N} = \dim SU(2) \times (\text{number of links} - \text{number of sites}) \quad (24)$$

$$= 3(d-1)n^d \quad (25)$$

A gauge in which the gauge redundancy is reduced to the greatest possible extent is given by making local gauge transformations such that as many links as possible are fixed to the unit matrix I . Such a configuration of fixed links defines a “maximal tree”, characterized by the fact that, while the maximum number of links have been fixed, it is impossible to have any of them form a loop. An example of a maximal tree for $d = 2$, $n = 4$ is shown in fig. 4. The number of unfixed links on a maximal tree for any d is $\mathcal{N} + 1$. The “extra” three degrees of freedom coming from the unfixed “ $\mathcal{N} + 1$ ’th” link are due to the fact that it is still possible to make a global gauge transformation, rotating the overall system of $SU(2)$ matrices’ associated vectors relative to some frame of reference. Specifying this relative orientation requires three Euler angles, so that if done this would account for these three degrees of freedom.

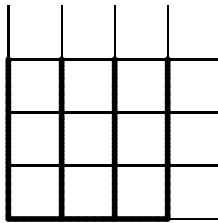


Fig. 4. A possible maximal gauge fixing tree for a 4×4 lattice with periodic boundary conditions. Fixed links are indicated by the heavy lines.

The gauge invariant and hence “physical” quantities are the traces of loops of link matrices. If (and it is emphasized that this is *not* what will in fact be done) the $\mathcal{N} + 1$ unfixed links on the maximally gauge fixed lattice were represented by the m matrices $\alpha, \beta, \gamma \dots$, so that $m = \mathcal{N} + 1$, then from eqns. (22) and (23)

$$\text{number of independent } \text{Tr}(\alpha), \text{Tr}(\alpha\beta) = 3\mathcal{N} \quad (26)$$

$$\text{number of independent } s(\alpha, \beta, \gamma) = \mathcal{N} - 1 \quad (27)$$

Thus it is seen that when dealing only with traces and expressing them in terms of independent $\text{Tr}(\alpha), \text{Tr}(\alpha\beta)$ and $s(\alpha, \beta, \gamma)$ as described in section 2, the number of continuous

degrees of freedom is exactly correct.

This demonstration that for physical quantities the number of independent $\text{Tr}(\alpha)$ and $\text{Tr}(\alpha\beta)$ is correct involves some particular maximal gauge fixing – the $\text{Tr}(\alpha)$, $\text{Tr}(\alpha\beta)$ and $s(\alpha, \beta, \gamma)$ used above are certainly not gauge invariant quantities. In order to arrive at a fully gauge invariant formulation of the $SU(2)$ theory, rather than taking the $m = \mathcal{N} + 1$ matrices $\alpha, \beta, \gamma \dots$ to be the remaining links after some maximal gauge fixing, it is necessary to construct from the lattice links a different set of $\mathcal{N} + 1$ independent matrices without reference to any gauge fixing. This set must satisfy two criteria: firstly, the trace of each of the matrices must be gauge invariant i.e. the matrices must each represent a loop; secondly, it must be possible to construct from these matrices *any* other loop matrix by taking some appropriate product of matrices and their inverses from the set. Together, these two criteria imply that the matrices must each consist of products of links which start and end at the same (arbitrary) point on the lattice. Furthermore, the second criterion implies that, in d dimensions, d of these matrices must consist of products of links which “wrap around” the periodic lattice, one in each of the directions. When traced, these particular matrices give Polyakov loops. An example of a set of such matrices for $d = 2$, $n = 3$ (hence $\mathcal{N} + 1 = 10$) is shown in fig. 5.

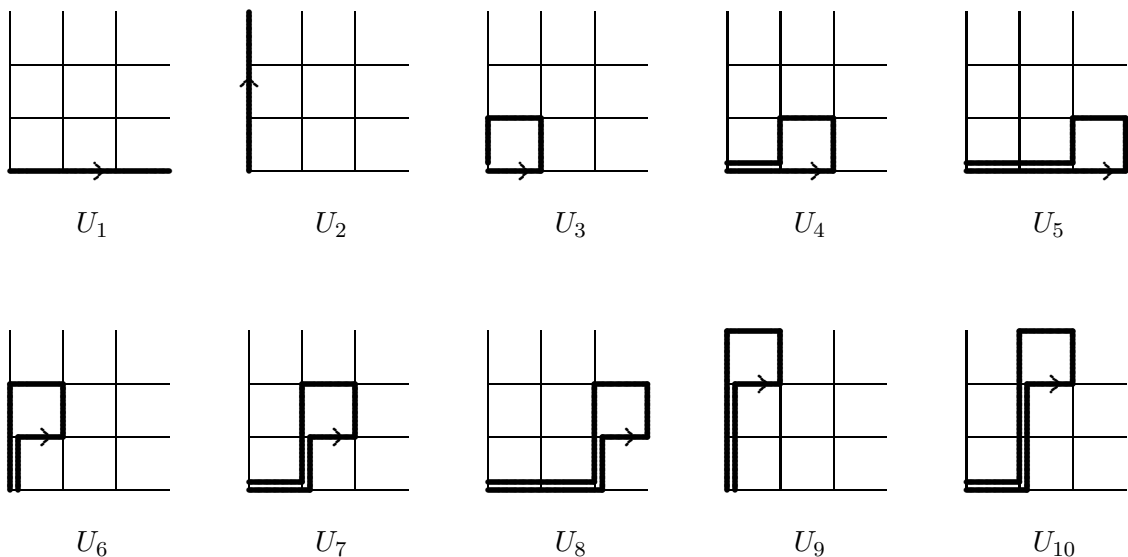


Fig. 5. A possible set of 10 basis matrices, indicated by the heavy lines, for a 3×3 lattice with periodic boundary conditions.

It can be seen in this example that, indeed, any other loop matrix can be constructed

from the matrices shown. For $d = 2$ it is easy to see how this particular choice of matrices (which is only one among an infinite number) can be extended for lattices of other sizes. For $d = 3, 4$, analogous sets can be constructed, though not so easily.

As the matrices all start and end at the same point on the periodic lattice, it is clear that the trace of any product of these matrices and their inverses is gauge invariant. In particular, this obviously includes the $\text{Tr}(\alpha)$ and $\text{Tr}(\alpha\beta)$. Crucially, this also means that the discrete variables $s(\alpha, \beta, \gamma)$ too are manifestly gauge invariant. For example, for the choice of matrices shown in fig. 5, the variable $s(4, 7, 10)$ is given from eqn. (18) by

$$s(4, 7, 10) = \frac{L(4, 7, 10)}{|L(4, 7, 10)|} \quad (28)$$

with, using the original definition eqn. (11),

$$L(4, 7, 10) = -\frac{1}{2} \left[\text{Diagram 1} \right] + \frac{1}{4} \left[\text{Diagram 2} \right] + \frac{1}{4} \left[\text{Diagram 3} \right] + \frac{1}{4} \left[\text{Diagram 4} \right] - \frac{1}{4} \left[\text{Diagram 5} \right] \quad (29)$$

(the position of the above loops on the lattice of fig. 5 is not indicated but should be clear).

Given some $SU(2)$ lattice gauge system, it is therefore necessary to choose some basis set of $\mathcal{N}+1$ independent matrices $\alpha, \beta, \gamma \dots$ satisfying the above two criteria and then from these to choose some set of $2\mathcal{N}-1$ independent $\text{Tr}(\alpha\beta)$ and $\mathcal{N}-1$ independent $s(\alpha, \beta, \gamma)$, the $\mathcal{N}+1$ $\text{Tr}(\alpha)$ being immediately settled. In the example of fig. 5, two of the $\text{Tr}(\alpha)$ are the Polyakov loops while the remaining eight are single plaquette Wilson loops located at eight of the nine elementary plaquettes of the lattice. It is immediately clear that this choice of basis matrices does not give a set of variables which is invariant under translation, 90° rotation and reflection. Because, for the discrete variables, $\mathcal{N}-1 = (d-1)n^d - 1$ is not proportional to the total number n^d of lattice sites, it is in fact impossible to construct a set of variables which has the same spatial symmetries as the lattice.

4. Conclusions

It has been shown here how an $SU(2)$ lattice gauge theory may be fully described in terms of the correct number $3\mathcal{N}$ of gauge invariant continuous loop variables together with $\mathcal{N}-1$ discrete ± 1 variables. Apart from the question of quantization, two practical possibilities immediately arise. The first concerns Monte Carlo simulations in the Lagrangian formulation. Instead of writing the action in terms of the individual link variables, it could be written in terms of a set of gauge invariant variables. The algebraic expression for S would

be extremely complicated, but the fact that it would (naturally) involve discrete ± 1 variables might enable efficient updating, similar to the extremely efficient Wolff embedding algorithms used for non-linear $O(N)$ σ -models [12][13][14]. The second possibility concerns (semi-)analytic approaches in the Hamiltonian formulation. In the Kogut-Susskind Hamiltonian, in Schrödinger representation the electric field operators are differential operators, so that with the wavefunction ψ a function of a set of gauge invariant variables, the Schrödinger equation $H\psi = E\psi$ is a partial differential eigenvalue equation in these variables. On a finite lattice, such an equation might be amenable to numerical solution; alternatively ψ could be expanded as a Taylor series in these variables. This latter, but on an effectively infinite lattice, is very similar to the approach advocated in ref. [15].

Acknowledgements

I wish to thank Chris Korthals-Altes, Chris Llewellyn Smith and Stam Nicolis for many useful discussions. The financial support of a SERC/NATO Postdoctoral Fellowship is gratefully acknowledged.

References

- [1] S. Mandelstam, Phys. Rev. 175 (1968) 1580.
- [2] A.M. Polyakov, Phys. Lett. B82 (1979) 247.
- [3] Y.M. Makeenko and A.A. Migdal, Nucl. Phys. B188 (1981) 269.
- [4] A.A. Migdal, Phys. Rep. 102 (1983) 199.
- [5] A.M. Polyakov, Gauge Fields and Strings (Harwood, New York, 1987).
- [6] S. Mandelstam, Phys. Rev. D19 (1979) 2391.
- [7] K. Wilson, Phys. Rev. D10 (1974) 2445.
- [8] J. Kogut and L. Susskind, Phys. Rev. D11 (1975) 395.
- [9] R. Loll, Nucl. Phys. B368 (1992) 121.
- [10] R. Loll, Nucl. Phys. B (Proc. Suppl.) 30 (1993) 224.
- [11] R. Loll, Nucl. Phys. B400 (1993) 126.
- [12] U. Wolff, Phys. Rev. Lett. 62 (1989) 361.
- [13] U. Wolff, Nucl. Phys. B322 (1989) 759.

- [14] U. Wolff, Nucl. Phys. B334 (1990) 581.
- [15] C.H. Llewellyn Smith and N.J. Watson, Phys. Lett. B302 (1993), 463.