

THE SPACE OF EMBEDDED MINIMAL SURFACES OF FIXED GENUS IN A 3-MANIFOLD IV; LOCALLY SIMPLY CONNECTED

TOBIAS H. COLDING AND WILLIAM P. MINICOZZI II

0. INTRODUCTION

This paper is the fourth in a series where we describe the space of all embedded minimal surfaces of fixed genus in a fixed (but arbitrary) closed 3-manifold. The key is to understand the structure of an embedded minimal disk in a ball in \mathbf{R}^3 . This was undertaken in [CM3], [CM4] and the global version of it will be completed here; see [CM15] for discussion of the local case and [CM13], [CM14] where we have surveyed our results about embedded minimal disks.

Our main results are Theorems 0.1, 0.2 below.

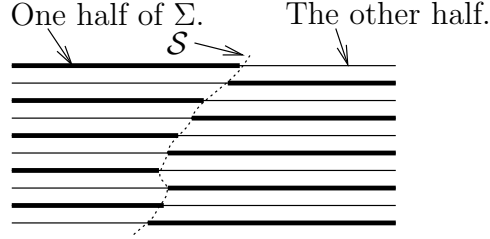


FIGURE 1. Theorem 0.1 - the singular set, \mathcal{S} , and the two multi-valued graphs.

Theorem 0.1. See fig. 1. Let $\Sigma_i \subset B_{R_i} = B_{R_i}(0) \subset \mathbf{R}^3$ be a sequence of embedded minimal disks with $\partial\Sigma_i \subset \partial B_{R_i}$ where $R_i \rightarrow \infty$. If $\sup_{B_1 \cap \Sigma_i} |A|^2 \rightarrow \infty$, then there exists a subsequence, Σ_j , and a Lipschitz curve $\mathcal{S} : \mathbf{R} \rightarrow \mathbf{R}^3$ such that after a rotation of \mathbf{R}^3 :

1. $x_3(\mathcal{S}(t)) = t$. (That is, \mathcal{S} is a graph over the x_3 -axis.)
2. Each Σ_j consists of exactly two multi-valued graphs away from \mathcal{S} (which spiral together).
3. For each $1 > \alpha > 0$, $\Sigma_j \setminus \mathcal{S}$ converges in the C^α -topology to the foliation, $\mathcal{F} = \{x_3 = t\}_t$, of \mathbf{R}^3 .
4. For all $r > 0$, t , then $\sup_{B_r(\mathcal{S}(t)) \cap \Sigma_j} |A|^2 \rightarrow \infty$.

In 2., 3. that $\Sigma_j \setminus \mathcal{S}$ are multi-valued graphs and converges to \mathcal{F} means that for each compact subset $K \subset \mathbf{R}^3 \setminus \mathcal{S}$ and j sufficiently large $K \cap \Sigma_j$ consists of multi-valued graphs over (part of) $\{x_3 = 0\}$ and $K \cap \Sigma_j \rightarrow K \cap \mathcal{F}$.

This theorem (as many of the results below) is modeled by the helicoid and its rescalings. The helicoid is the minimal surface Σ^2 in \mathbf{R}^3 given by $(s \cos t, s \sin t, -t)$ where $s, t \in \mathbf{R}$.

The first author was partially supported by NSF Grant DMS 9803253 and an Alfred P. Sloan Research Fellowship and the second author by NSF Grant DMS 9803144 and an Alfred P. Sloan Research Fellowship.

Take a sequence $\Sigma_i = a_i \Sigma$ of rescaled helicoids where $a_i \rightarrow 0$. Since the helicoid has cubic volume growth, the density is unbounded. The curvature is blowing up along the vertical axis. The sequence converges (away from the vertical axis) to a foliation by flat parallel planes. The singular set \mathcal{S} (the axis) then consists of removable singularities.

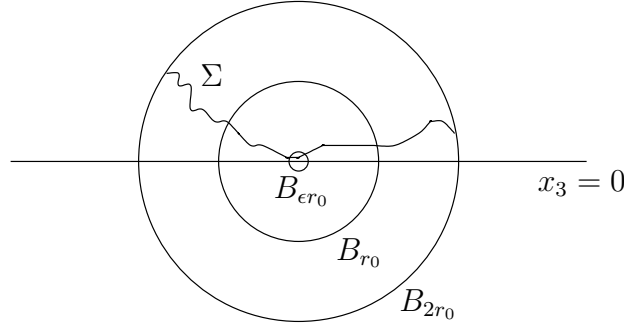


FIGURE 2. Theorem 0.2 - the one-sided curvature estimate for an embedded minimal disk Σ in a half-space with $\partial\Sigma \subset \partial B_{2r_0}$: The components of $B_{r_0} \cap \Sigma$ intersecting $B_{\epsilon r_0}$ are graphs.

Theorem 0.2. See fig. 2. There exists $\epsilon > 0$, such that if $\Sigma^2 \subset B_{2r_0} \cap \{x_3 > 0\} \subset \mathbf{R}^3$ is an embedded minimal disk with $\partial\Sigma \subset \partial B_{2r_0}$, then for all components Σ' of $B_{r_0} \cap \Sigma$ which intersect $B_{\epsilon r_0}$

$$\sup_{\Sigma'} |A_\Sigma|^2 \leq r_0^{-2}. \quad (0.3)$$

Using the minimal surface equation and that Σ' has points close to a plane, it is not hard to see that, for $\epsilon > 0$ sufficiently small, (0.3) is equivalent to the statement that Σ' is a graph over the plane $\{x_3 = 0\}$.

An embedded minimal surface Σ which is as in Theorem 0.2 is said to satisfy the (ϵ, r_0) -effective one-sided Reifenberg condition; cf. Appendix A. We will often refer to Theorem 0.2 as the one-sided curvature estimate.

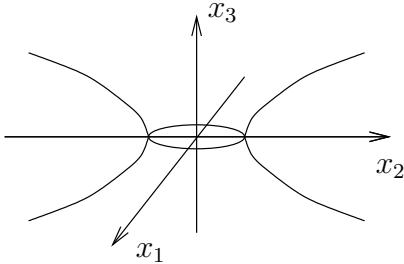


FIGURE 3. The catenoid given by revolving $x_1 = \cosh x_3$ around the x_3 -axis.

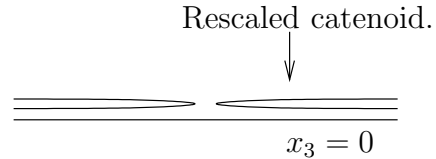


FIGURE 4. Rescaling the catenoid shows that simply connected is needed in the one-sided curvature estimate.

Note that the assumption in Theorem 0.2 that Σ is simply connected is crucial as can be seen from the example of a rescaled catenoid. The catenoid is the minimal surface in

\mathbf{R}^3 given by $(\cosh s \cos t, \cosh s \sin t, s)$ where $s, t \in \mathbf{R}$; see fig. 3. Under rescalings this converges (with multiplicity two) to the flat plane; see fig. 4.

An almost immediate consequence of Theorem 0.2 is:

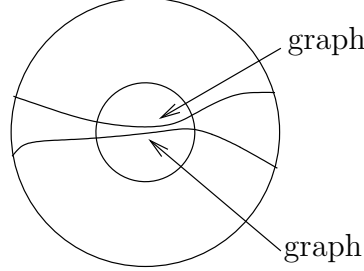


FIGURE 5. Corollary 0.4: Two sufficiently close components of an embedded minimal disk must each be a graph.

Corollary 0.4. See fig. 5. There exist $c > 1$, $\epsilon > 0$ so: Let $\Sigma_1, \Sigma_2 \subset B_{cr_0} \subset \mathbf{R}^3$ be disjoint embedded minimal surfaces with $\partial\Sigma_i \subset \partial B_{cr_0}$ and $B_{\epsilon r_0} \cap \Sigma_i \neq \emptyset$. If Σ_1 is a disk, then for all components Σ'_1 of $B_{r_0} \cap \Sigma_1$ which intersect $B_{\epsilon r_0}$

$$\sup_{\Sigma'_1} |A|^2 \leq r_0^{-2}. \quad (0.5)$$

To explain how these theorems are proven using the results of [CM3]–[CM5], and [CM7] we will need some notation for multi-valued graphs. Let \mathcal{P} be the universal cover of the punctured plane $\mathbf{C} \setminus \{0\}$ with global (polar) coordinates (ρ, θ) and set $S_{r,s}^{\theta_1, \theta_2} = \{r \leq \rho \leq s, \theta_1 \leq \theta \leq \theta_2\}$. An N -valued graph Σ of a function u over the annulus $D_s \setminus D_r$ is a (single-valued) graph (of u) over $S_{r,s}^{-N\pi, N\pi}$ ($\Sigma_{r,s}^{\theta_1, \theta_2}$ will denote the subgraph of Σ over $S_{r,s}^{\theta_1, \theta_2}$). The separation, see fig. 6, between consecutive sheets will be denoted by w so $w(\rho, \theta) = u(\rho, \theta + 2\pi) - u(\rho, \theta)$. A multi-valued graph is embedded if and only if $|w| > 0$. Note (see fig. 7) that one-half of the helicoid, i.e., each of the two components of $(s \cos t, s \sin t, -t) \setminus \{s = 0\}$, as an ∞ -valued graph of a function given in polar coordinates by $u(\rho, \theta) = -\theta$, $u(\rho, \theta) = -\theta + \pi$, respectively. In particular, $w(\rho, \theta) = -2\pi$.

In this paper, as in [CM7], we have normalized so embedded multi-valued graphs have negative separation. This can be achieved after possibly reflecting in a plane.

In [CM4] we showed that an embedded minimal disk in a ball in \mathbf{R}^3 with large curvature at a point contains an almost flat multi-valued graph nearby. Namely, we showed:

Theorem 0.6. (Theorem 0.2 of [CM4]). See A. and B. in fig. 8. Given $N \in \mathbf{Z}_+$, $\epsilon > 0$, there exist $C_1, C_2 > 0$ so: Let $0 \in \Sigma^2 \subset B_R \subset \mathbf{R}^3$ be an embedded minimal disk, $\partial\Sigma \subset \partial B_R$. If $\sup_{B_{r_0}} |A|^2 \geq 4C_1^2 r_0^{-2}$ for some $0 < r_0 < R$, then there exists (after a rotation) an N -valued graph $\Sigma_g \subset \Sigma \cap \{x_3^2 \leq \epsilon^2 (x_1^2 + x_2^2)\}$ over $D_{R/C_2} \setminus D_{2r_0}$ with gradient $\leq \epsilon$.

An important consequence of Theorem 0.6 is (see theorem 5.8 of [CM4]): Let $\Sigma_i \subset B_{2R}$ be a sequence of embedded minimal disks with $\partial\Sigma_i \subset \partial B_{2R}$. Clearly (after possibly going to a subsequence) either (1) or (2) occur:

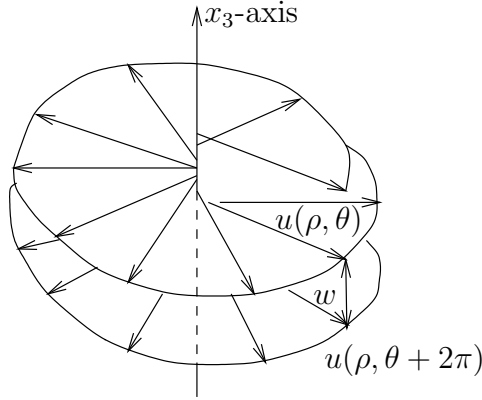


FIGURE 6. The separation of a multi-valued graph. (Here the multi-valued graph is shown with negative separation.)

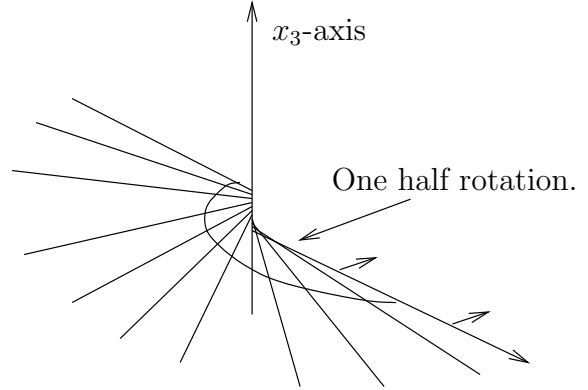


FIGURE 7. The helicoid is obtained by gluing together two ∞ -valued graphs along a line. The two multi-valued graphs are given in polar coordinates by $u_1(\rho, \theta) = -\theta$ and $u_2(\rho, \theta) = -\theta + \pi$. In either case $w(\rho, \theta) = -2\pi$.

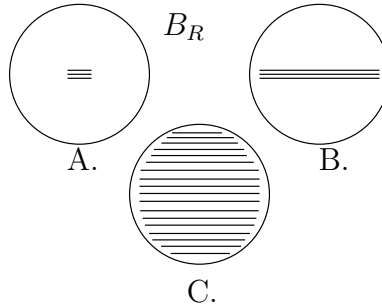


FIGURE 8. Proving Theorem 0.1. A. Finding a small N -valued graph in Σ . B. Extending it in Σ to a large N -valued graph. C. Extend the number of sheets. (A. follows from [CM4] and B. follows from [CM3].)

- (1) $\sup_{B_R \cap \Sigma_i} |A|^2 \leq C < \infty$ for some constant C .
- (2) $\sup_{B_R \cap \Sigma_i} |A|^2 \rightarrow \infty$.

In (1) (by a standard argument) $\mathcal{B}_s(y_i)$ is a graph for all $y_i \in B_R \cap \Sigma_i$, where s depends only on C . In (2) (by theorem 5.8 of [CM4]) if $y_i \in B_R \cap \Sigma_i$ with $|A|^2(y_i) \rightarrow \infty$, then we can after passing to a subsequence assume that $y_i \rightarrow y$, each Σ_i contains a 2-valued graph $\Sigma_{d,i}$ over $D_{R/C_2}(y) \setminus D_{\epsilon_i}(y)$ with $\epsilon_i \rightarrow 0$, and $\Sigma_{d,i}$ converges to a graph $y \in \Sigma_\infty$ over $D_{R/C_2}(y)$. In either case in the limit there is a smooth minimal graph through each point in the support.

These multi-valued graphs should be thought of as the basic building blocks for an embedded minimal disk. In fact, using a standard blow up argument, we showed in [CM4]

(corollary 4.14 combined with proposition 4.15 there) that Theorem 0.6 was a consequence of the following that we will use to construct the actual building blocks starting off on the smallest possible scale:

Theorem 0.7. [CM4]. Given $N \in \mathbf{Z}_+$, $\epsilon > 0$, there exist $C_1, C_2, C_3 > 0$ so: Let $0 \in \Sigma^2 \subset B_R \subset \mathbf{R}^3$ be an embedded minimal disk, $\partial\Sigma \subset \partial B_R$. If $\sup_{B_{r_0} \cap \Sigma} |A|^2 \leq 4C_1^2 r_0^{-2}$ and $|A|^2(0) = C_1^2 r_0^{-2}$ for some $0 < r_0 < R$, then there exists (after a rotation) an N -valued graph $\Sigma_g \subset \Sigma \cap \{x_3^2 \leq \epsilon^2 (x_1^2 + x_2^2)\}$ over $D_{R/C_2} \setminus D_{r_0}$ with gradient $\leq \epsilon$ and separation $\geq C_3 r_0$ over ∂D_{r_0} .

It will be important for the application of Theorem 0.7 here that the initial separation of the sheets is proportional to the initial scale that the graph starts off on.

Theorems 0.1 and 0.2 deal with how the building blocks fit together. A consequence of Theorem 0.1 is that if an embedded minimal disk starts to spiral very tightly, then it can unwind only very slowly. That is, in a whole extrinsic tubular neighborhood it continues to spiral tightly and fills up almost the entire space.

Let us briefly outline the proof of the one-sided; i.e., Theorem 0.2. Suppose that Σ is an embedded minimal disk in the half-space $\{x_3 > 0\}$. We prove the curvature estimate by contradiction; so suppose that Σ has low points with large curvature. Starting at such a point, we decompose (see Corollary III.1.3) Σ into disjoint multi-valued graphs using the existence of nearby points with large curvature (see Proposition I.0.11), a blow up argument, and [CM3], [CM4]. The key point is then to show (see Proposition III.2.2 and fig. 9) that we can in fact find such a decomposition where the “next” multi-valued graph starts off a definite amount below where the previous multi-valued graph started off. In fact, what we show is that this definite amount is a fixed fraction of the distance between where the two graphs started off. Iterating this eventually forces Σ to have points where $x_3 < 0$. Which is the desired contradiction.

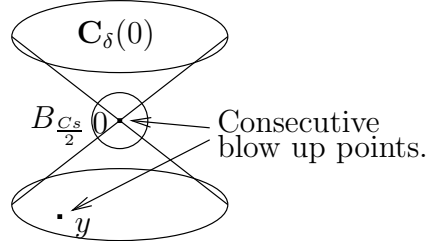


FIGURE 9. Two consecutive blow up points satisfying (III.2.1).

To prove this key proposition (Proposition III.2.2) we use two decompositions and two kinds of blow up points. The first decomposition which is Corollary III.1.3 uses the more standard blow up points given by (III.1.1). These are pairs (y, s) where $y \in \Sigma$ and $s > 0$ is such that $\sup_{B_{8s}(y)} |A|^2 \leq 4|A|^2(y) = 4C_1^2 s^{-2}$. The point about such a pair (y, s) is that by [CM3], [CM4] (and an argument in Part II which allows us replace extrinsic balls by intrinsic ones), then Σ contains a multi-valued graph near y starting off on the scale s . (This is assuming that C_1 is a sufficiently large constant given by [CM3], [CM4].) The second kind of blow up points are the ones satisfying (III.2.1). Basically (III.2.1) is (III.1.1) (except

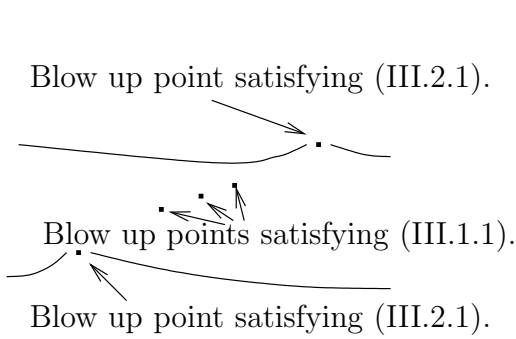


FIGURE 10. Between two consecutive blow up points satisfying (III.2.1) there are a bunch of blow up points satisfying (III.1.1).

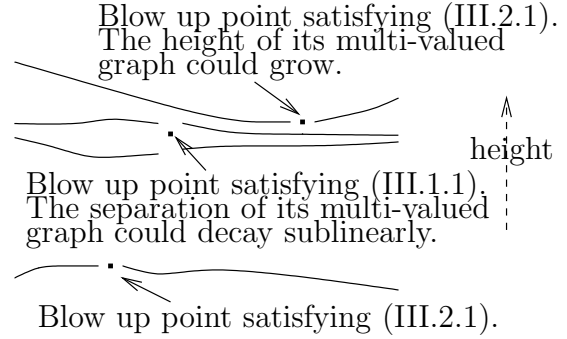


FIGURE 11. Measuring height. Blow up points and corresponding multi-valued graphs.

for a technical issue) where 8 is replaced by some really large constant C . The point will then be that we can find blow up points satisfying (III.2.1) so that the distance between them is proportional to the sum of the scales. Moreover, between consecutive blow up points satisfying (III.2.1), we can find a bunch of blow up points satisfying (III.1.1); see fig. 10. The advantage is now that if we look between blow up points satisfying (III.2.1), then the height of the multi-valued graph given by such a pair grows like a small power of the distance whereas the separation between the sheets in a multi-valued graph given by (III.1.1) decays like a small power of the distance; see fig. 11. Now thanks to that the number of blow up points satisfying (III.1.1) (between two consecutive blow up points satisfying (III.2.1)) grows almost linearly then, even though the height of the graph coming from the blow up point satisfying (III.2.1) could move up (and thus work against us), then the sum of the separations of the graphs coming from the points satisfying (III.1.1) dominates the other term. Thus the next blow up point satisfying (III.2.1) (which lies below all the other graphs) is forced to be a definite amount lower than the previous blow up point satisfying (III.2.1).

Let x_1, x_2, x_3 be the standard coordinates on \mathbf{R}^3 and $\Pi : \mathbf{R}^3 \rightarrow \mathbf{R}^2$ orthogonal projection to $\{x_3 = 0\}$. For $y \in S \subset \Sigma \subset \mathbf{R}^3$ and $s > 0$, the extrinsic and intrinsic balls are $B_s(y)$, $\mathcal{B}_s(y)$ and $\Sigma_{y,s}$ is the component of $B_s(y) \cap \Sigma$ containing y . D_s denotes the disk $B_s(0) \cap \{x_3 = 0\}$. K_Σ the sectional curvature of a smooth compact surface Σ and when Σ is immersed A_Σ will be its second fundamental form. When Σ is oriented, \mathbf{n}_Σ is the unit normal.

This paper completes the results announced in [CM11] and [CM12].

Using Theorems 0.1, 0.2, W. Meeks and H. Rosenberg proved that the plane and helicoid are the only complete properly embedded simply-connected minimal surfaces in \mathbf{R}^3 , [MeRo].

Part I. The proof of Theorem 0.1 assuming Theorem 0.2 and short curves

In this part we will show how Theorem 0.1 follows from Theorem 0.2, the results about existence of multi-valued graphs from [CM3], [CM4] which were recalled in the introduction, corollary III.3.5 of [CM5], and the results about properness of embedded disks from [CM7] (once we see that the conditions in corollary 0.7 of [CM7] are satisfied). The remaining parts of this paper are devoted to showing Theorem 0.2 (Part III) and that corollary 0.7 of [CM7] applies (Part IV; see, in particular, Theorem I.0.10 below).

We will use several times that given $\alpha > 0$, Proposition II.2.12 of [CM3] gives N_g so if u satisfies the minimal surface equation on $S_{e^{-N_g}, e^{N_g} R}^{-N_g, 2\pi+N_g}$ with $|\nabla u| \leq 1$, and $w < 0$, then $\rho |\text{Hess}_u| + \rho |\nabla w|/|w| \leq \alpha$ on $S_{1,R}^{0,2\pi}$. Theorem 3.36 of [CM9] then yields $|\nabla u - \nabla u(1, 0)| \leq C\alpha$. We can therefore assume (after rotating so $\nabla u(1, 0) = 0$) that

$$|\nabla u| + \rho |\text{Hess}_u| + 4\rho |\nabla w|/|w| + \rho^2 |\text{Hess}_w|/|w| \leq \epsilon < 1/(2\pi). \quad (\text{I.0.8})$$

The bound on $|\text{Hess}_w|$ follows from the other bounds and standard elliptic theory. In what follows, we will assume that $w < 0$. (This normalizes the graph of u to spiral downward; this can be achieved after possibly reflecting in a plane.)

If Σ is an embedded graph of u over $S_{1/2, 2R}^{-3\pi, N+3\pi}$, then E is the region over $D_R \setminus D_1$ between the top and bottom sheets of the concentric subgraph over $S_{1,R}^{-2\pi, N+2\pi}$ (recall that, possibly after reflection, we can assume $w < 0$). Namely, when N is even, E is the set (see fig. 12) of all $(r \cos \theta, r \sin \theta, t)$ with $1 \leq r \leq R$, $-2\pi \leq \theta < 0$, and

$$u(r, \theta + (N+2)\pi) < t < u(r, \theta). \quad (\text{I.0.9})$$

To apply corollary 0.7 of [CM7] we need the following result (which will be proven in Part IV) on existence of “the other half” of an embedded minimal disk and short curves, σ_θ , connecting the two halves:

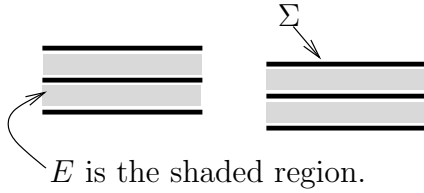


FIGURE 12. The set E in (I.0.9).

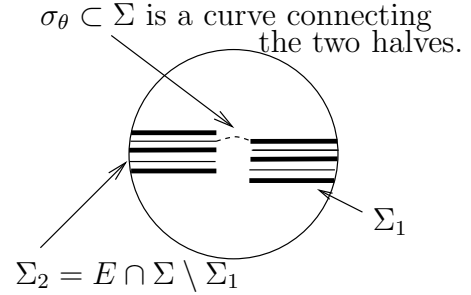


FIGURE 13. Theorem I.0.10 - the existence of the other half and the short curves, σ_θ , connecting the two halves.

Theorem I.0.10. See fig. 13. There exist $C, R_0, N_0, \epsilon > 0$ so for $N \geq N_0$: Let $\Sigma \subset B_{4R}$ be an embedded minimal disk, $\partial \Sigma \subset \partial B_{4R}$, $R \geq R_0$, and $\Sigma_1 \subset \Sigma$ a graph of u_1 with $|\nabla u_1| \leq \epsilon$ over $S_{1/2, 2R}^{-3\pi, N+3\pi}$. Then $E \cap \Sigma \setminus \Sigma_1$ is a graph of u_2 over $S_{1,R}^{0, N+2\pi}$ and $u_1(1, 2\pi) < u_2(1, 0) < u_1(1, 0)$. Moreover, for all $0 \leq \theta \leq N+2\pi$, a curve $\sigma_\theta \subset \{x_1^2 + x_2^2 \leq 1\} \cap \Sigma$ with length $\leq C$ connects the image of u_1 over $(1, \theta)$ with the image of u_2 over $(1, \theta)$.

The main example of the “two halves” of an embedded minimal disk and short curves connecting them comes from the helicoid. Namely, let Σ be the helicoid, i.e., $\Sigma = (\rho \cos \theta, \rho \sin \theta, -\theta)$ where $\rho, \theta \in \mathbf{R}$, then $\Sigma \setminus \{\rho = 0\}$ consists of two ∞ -valued graphs Σ_1, Σ_2 and σ_θ given by $\Sigma \cap \{x_3 = -\theta\}$ union $\{(-\cos \tau, -\sin \tau, -\tau) \mid \theta \leq \tau \leq \theta + \pi\}$ are short curves connecting the two halves. Theorem I.0.10 asserts that this is the general picture.

We will use the following result from [CM5] to get nearby points with large curvature (here, as before, $\Sigma_{y,s}$ is the component of $B_s(y) \cap \Sigma$ containing y):

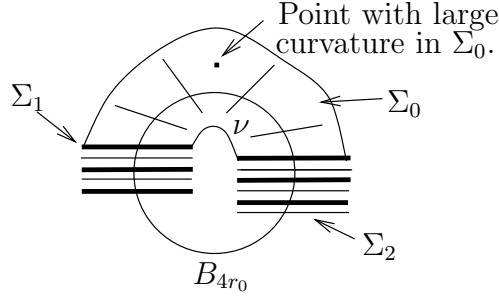


FIGURE 14. Proposition I.0.11 - existence of nearby points with large curvature.

Proposition I.0.11. (Corollary III.3.5 of [CM5]). See fig. 14. Given C_1 , there exists C_2 so: Let $0 \in \Sigma \subset B_{2C_2 r_0}$ be an embedded minimal disk. Suppose $\Sigma_1, \Sigma_2 \subset \Sigma \cap \{x_3^2 \leq (x_1^2 + x_2^2)\}$ are graphs of u_i satisfying (I.0.8) on $S_{r_0, C_2 r_0}^{-2\pi, 2\pi}$, $u_1(r_0, 2\pi) < u_2(r_0, 0) < u_1(r_0, 0)$, and $\nu \subset \partial \Sigma_{0, 2r_0}$ a curve from Σ_1 to Σ_2 . Let Σ_0 be the component of $\Sigma_{0, C_2 r_0} \setminus (\Sigma_1 \cup \Sigma_2 \cup \nu)$ which does not contain Σ_{0, r_0} . Suppose either $\partial \Sigma \subset \partial B_{2C_2 r_0}$ or Σ is stable and Σ_0 does not intersect $\partial \Sigma$. Then

$$\sup_{x \in \Sigma_0 \setminus B_{4r_0}} |x|^2 |A|^2(x) \geq 4C_1^2. \quad (\text{I.0.12})$$

Note that by the curvature estimate for stable surfaces, [Sc], [CM2], when Σ is stable then the conclusion of Proposition I.0.11 is that no such surface exists for C_1, C_2 sufficiently large.

I.1. REGULARITY OF THE SINGULAR SET

If $\delta > 0$ and $z \in \mathbf{R}^3$, then we denote by $\mathbf{C}_\delta(z)$ the (convex) cone with vertex z , cone angle $(\pi/2 - \arctan \delta)$, and axis parallel to the x_3 -axis. That is, see fig. 15,

$$\mathbf{C}_\delta(z) = \{x \in \mathbf{R}^3 \mid (x_3 - z_3)^2 \geq \delta^2 ((x_1 - z_1)^2 + (x_2 - z_2)^2)\}. \quad (\text{I.1.1})$$

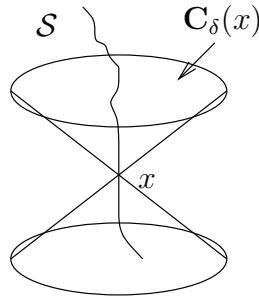


FIGURE 15. It follows from the one-sided curvature estimate that the singular set has the cone property and hence is a Lipschitz curve; see Lemma I.1.2.

Lemma I.1.2. See fig. 15. Let $0 \in \mathcal{S} \subset \mathbf{R}^3$ be a closed set such that for some $\delta > 0$ and each $z \in \mathcal{S}$, then $\mathcal{S} \subset \mathbf{C}_\delta(z)$. If for all $t \in x_3(\mathcal{S})$ and all $\epsilon > 0$, $\mathcal{S} \cap \{t - \epsilon < x_3 < t + \epsilon\} \neq \emptyset$, $\mathcal{S} \cap \{t - \epsilon < x_3 < t\} \neq \emptyset$, then $\mathcal{S} \cap \{x_3 = t\}$ consists of exactly one point \mathcal{S}_t for all $t \in \mathbf{R}$, and $t \rightarrow \mathcal{S}_t$ is a Lipschitz parameterization of \mathcal{S} . In fact,

$$|t_2 - t_1| \leq |\mathcal{S}_{t_2} - \mathcal{S}_{t_1}| \leq \sqrt{1 + \delta^{-2}} |t_2 - t_1|. \quad (\text{I.1.3})$$

Proof. First by the cone property it follows that $\mathcal{S} \cap \{x_3 = t\}$ consists of at most one point for each $t \in \mathbf{R}$. Assume that $\mathcal{S} \cap \{x_3 = t_0\} = \emptyset$ for some t_0 . Since $\mathcal{S} \subset \mathbf{R}^3$ is a nonempty closed set and $x_3 : \mathcal{S} \subset \mathbf{C}_\delta(0) \rightarrow \mathbf{R}$ is proper, then $x_3(\mathcal{S}) \subset \mathbf{R}$ is also closed (and nonempty). Let $t_s \in x_3(\mathcal{S})$ be the closest point in $x_3(\mathcal{S})$ to t_0 . The desired contradiction now easily follows since either $\mathcal{S} \cap \{t_s < x_3 < t_0\}$ or $\mathcal{S} \cap \{t_0 < x_3 < t_s\}$ is nonempty by assumption.

It follows that $t \rightarrow \mathcal{S}_t$ is a well-defined curve (from \mathbf{R} to \mathcal{S}). Moreover, since $\mathcal{S}_{t_2} \subset \{x_3 = t_1 + (t_2 - t_1)\} \cap \mathbf{C}_\delta(\mathcal{S}_{t_1}) \subset B_{\sqrt{1+\delta^{-2}}|t_2-t_1|}(\mathcal{S}_{t_1})$, (I.1.3) follows. \square

We will refer loosely to a set \mathcal{S} as in Lemma I.1.2 as having the cone property. Next we will see, by a very general compactness argument, that for any sequence of surfaces in \mathbf{R}^3 , after possibly going to a subsequence, then there is a well defined notion of points where the second fundamental form of the sequence blows up. The set of such points will below be the \mathcal{S} in Lemma I.1.2; we observe in Corollary I.1.9 below that \mathcal{S} has the cone property.

Lemma I.1.4. Let $\Sigma_i \subset B_{R_i}$, $\partial\Sigma_i \subset \partial B_{R_i}$, and $R_i \rightarrow \infty$ be a sequence of (smooth) compact surfaces. After passing to a subsequence, Σ_j , we may assume that for each $x \in \mathbf{R}^3$ either $\sup_{B_r(x) \cap \Sigma_j} |A|^2 \rightarrow \infty$ for all $r > 0$ or $\sup_j \sup_{B_r(x) \cap \Sigma_j} |A|^2 < \infty$ for some $r > 0$.

Proof. For $r > 0$ and an integer n , define a sequence of functions on \mathbf{R}^3 by

$$\mathcal{A}_{i,r,n}(x) = \min\{n, \sup_{B_r(x) \cap \Sigma_i} |A|^2\}, \quad (\text{I.1.5})$$

where we set $\sup_{B_r(x) \cap \Sigma_i} |A|^2 = 0$ if $B_r(x) \cap \Sigma_i = \emptyset$. Set

$$\mathcal{D}_{i,r,n} = \lim_{k \rightarrow \infty} 2^{-k} \sum_{m=0}^{2^k-1} \mathcal{A}_{i,(1+m2^{-k})r,n}, \quad (\text{I.1.6})$$

then $\mathcal{D}_{i,r,n}$ is continuous and $\mathcal{A}_{i,2r,n} \geq \mathcal{D}_{i,r,n} \geq \mathcal{A}_{i,r,n}$. Let $\nu_{i,r,n}$ be the (bounded) functionals,

$$\nu_{i,r,n}(\phi) = \int_{B_n} \phi \mathcal{D}_{i,r,n} \text{ for } \phi \in L^2(\mathbf{R}^3). \quad (\text{I.1.7})$$

By standard compactness for fixed r, n , after passing to a subsequence, $\nu_{j,r,n} \rightarrow \nu_{r,n}$ weakly. In fact (since the unit ball in $L^2(\mathbf{R}^3)$ has a countable basis), by an easy diagonal argument after passing to a subsequence we may assume that for all $n, m \geq 1$ fixed $\nu_{j,2^{-m}n} \rightarrow \nu_{2^{-m}n}$ weakly. Note that if $x \in \mathbf{R}^3$ and for all m, n with $n \geq |x| + 1$, (identify $B_{2^{-m}}(x)$ with its characteristic function)

$$\nu_{2^{-m}n}(B_{2^{-m}}(x)) \geq n \text{Vol}(B_{2^{-m}}), \quad (\text{I.1.8})$$

then for each fixed $r > 0$, $\sup_{B_r(x) \cap \Sigma_j} |A|^2 \rightarrow \infty$. Conversely, if for some $n \geq |x| + 1$, m , (I.1.8) fails at x , then $\sup_j \sup_{B_r(x) \cap \Sigma_j} |A|^2 < \infty$ for $r = 2^{-m-1}$. \square

To implement Lemma I.1.2 in the proof of Theorem 0.1, we will need the following (direct) consequence of Theorem 0.2 with Σ_d playing the role of the plane (and the maximum principle as in Appendix C):

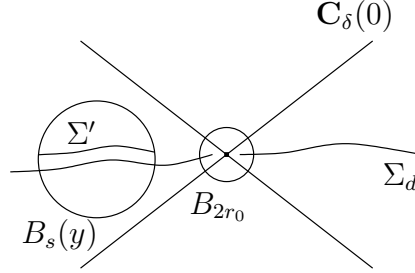


FIGURE 16. Corollary I.1.9: With Σ_d playing the role of $x_3 = 0$, by the one-sided estimate, Σ consists of multi-valued graphs away from a cone.

Corollary I.1.9. See fig. 16. There exists $\delta_0 > 0$ so: Suppose $\Sigma \subset B_{2R}$, $\partial\Sigma \subset \partial B_{2R}$ is an embedded minimal disk containing a 2-valued graph $\Sigma_d \subset \{x_3^2 \leq \delta_0^2(x_1^2 + x_2^2)\}$ over $D_R \setminus D_{r_0}$ with gradient $\leq \delta_0$. Then each component of $B_{R/2} \cap \Sigma \setminus (C_{\delta_0}(0) \cup B_{2r_0})$ is a multi-valued graph with gradient ≤ 1 .

Note that since Σ is compact and embedded, the multi-valued graphs given by Corollary I.1.9 spiral through the cone. Namely, if a graph did close up, then the graph containing Σ_d would be forced to accumulate into it, contradicting compactness.

Another result we need to apply Lemma I.1.2 is:

Lemma I.1.10. See fig. 17. There exists $c_0 > 0$ so: Let $\Sigma_i \subset B_{R_i}$, $\partial\Sigma_i \subset \partial B_{R_i}$ be a sequence of embedded minimal disks with $R_i \rightarrow \infty$. If $\Sigma_{d,i} \subset \Sigma_i$ is a sequence of 2-valued graphs over $D_{R_i/C} \setminus D_{\epsilon_i}$ with $\epsilon_i \rightarrow 0$ and $\Sigma_{d,i} \rightarrow \{x_3 = 0\} \setminus \{0\}$, then

$$\sup_{B_1 \cap \Sigma_i \cap \{x_3 > c_0\}} |A|^2 \rightarrow \infty. \quad (\text{I.1.11})$$

Proof. Suppose not, see fig. 18; so assume that for each $c_0 > 0$, there is a sequence of embedded minimal disks Σ_i (and C_1 depending on both c_0 and the sequence) with

$$\sup_{B_1 \cap \Sigma_i \cap \{x_3 > c_0\}} |A|^2 \leq C_1 < \infty \quad (\text{I.1.12})$$

and 2-valued graphs $\Sigma_{d,i} \subset \Sigma_i$ over $D_{R_i/C} \setminus D_{\epsilon_i}$ with $\epsilon_i \rightarrow 0$, $\Sigma_{d,i} \rightarrow \{x_3 = 0\} \setminus \{0\}$. Increasing ϵ_i (yet still $\epsilon_i \rightarrow 0$) and replacing R_i by $S_i \rightarrow \infty$, we can assume $\Sigma_{d,i} \subset \{x_3^2 \leq \epsilon_i^2(x_1^2 + x_2^2)\}$ is a 2-valued graph over $D_{4e^{N_g}S_i} \setminus D_{e^{-N_g}\epsilon_i/2}$ with gradient $\leq \epsilon_i$ (N_g given before (I.0.8)).

By Corollary I.1.9, each component of $B_{2e^{N_g}S_i} \cap \Sigma_i \setminus (C_{\delta_0}(0) \cup B_{e^{-N_g}\epsilon_i})$ is a graph. Hence, by the Harnack inequality, if $\alpha > 0$ is sufficiently small and $q_i \in B_{S_i} \cap \Sigma_i \setminus (C_\alpha(0) \cup B_{2\epsilon_i})$, then for i large Σ_i contains an $(N_g + 1)$ -valued graph over $D_{e^{N_g}|q_i|} \setminus D_{e^{-N_g}|q_i|/2}$ with gradient $\leq \epsilon < 1/(4\pi)$ and so q_i is in the image of $\{|\theta| \leq \pi\}$ for this graph. Consequently, each component of $B_{S_i} \cap \Sigma_i \setminus (C_\alpha(0) \cup B_{2\epsilon_i})$ is a multi-valued graph satisfying (I.0.8).

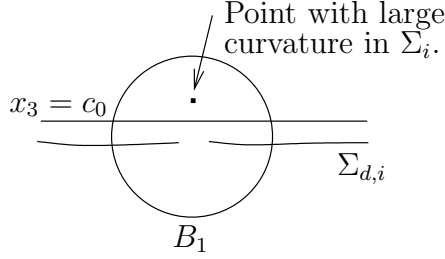


FIGURE 17. Lemma I.1.10 - point with large curvature in Σ_i above the plane $x_3 = c_0$ but near the center of the 2-valued graph $\Sigma_{d,i}$.

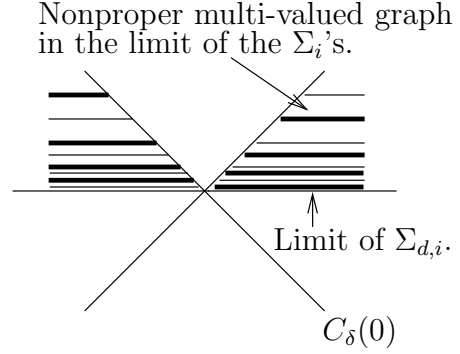


FIGURE 18. If Lemma I.1.10 failed, then by Corollary I.1.9 the limit of the Σ_i 's would contain a nonproper multi-valued graph contradicting corollary 0.7 of [CM7].

Fix h, ℓ with $0 < h < \alpha \ell$. We get points $z_i \in \{x_3 = h, x_1^2 + y_1^2 = \ell^2\} \cap \Sigma_i$ and multi-valued graphs $\Sigma_{1,i} \subset \{x_3 > 0\} \cap \Sigma_i$ defined over $S_{\ell/2, S_i/2}^{-3\pi, 3\pi + N_i}$, with $N_i \rightarrow \infty$, so z_i is in the image of $S_{\ell, \ell}^{-\pi, \pi}$, and so $\Sigma_{1,i}$ spirals into $\{x_3 = 0\}$ (note that we have assumed that it spirals down; we can argue similarly in the other case). In particular, Theorem I.0.10 applies, giving the other multi-valued graphs $\Sigma_{2,i}$ so $\Sigma_{1,i}$ and $\Sigma_{2,i}$ spiral together and so $\Sigma_{2,i}$ is the only part of Σ_i between the sheets of $\Sigma_{1,i}$. Moreover, Theorem I.0.10 also gives the short curves $\sigma_{\theta,i}$ connecting these. It now follows from corollary 0.7 of [CM7] that the separations of the graph $\Sigma_{1,i}$ at z_i go to 0. Since this holds for all such h and ℓ , it follows that $\Sigma_i \setminus \mathbf{C}_\alpha(0) \rightarrow \mathcal{F}$; where \mathcal{F} is a foliation of $\mathbf{R}^3 \setminus \mathbf{C}_\alpha(0)$ by minimal annuli (all graphs over part of $\{x_3 = 0\}$).

Theorem 0.7 gives $0 < C_2 < \infty$ so, given $r_0 > 0$, if $y_i \in \Sigma_i \setminus B_{3r_0}$, i is large, and

$$|y_i|^2 |A|^2(y_i) > C_2 \quad (\text{I.1.13})$$

then there is a 2-valued graph $\Sigma_{d,i}^{y_i} \subset \Sigma_i \setminus B_{C_3|y_i|}$ starting in $B_{C_4|y_i|}(y_i) \subset \{x_3 > C_3 r_0\}$ (by Theorem 0.7, $\Sigma_{d,i}^{y_i}$ starts in $B_{C_4|y_i|}(y_i)$ where $C_4 = C_4(C_2)$ and, by Corollary I.1.9, $y_i \in \mathbf{C}_{\delta_0/2}(0)$). Let $C'_2 = C'_2(C_2) > 1$ be given by Proposition I.0.11 and set $r_0 = 1/(4C'_2)$.

Choose $h_i, \ell_i \rightarrow 0$ with $\epsilon_i < \ell_i < r_0/4$, $0 < h_i < \alpha \ell_i$ and let $z_i, \Sigma_{1,i}, \Sigma_{2,i}$ be as above. Since $\partial \Sigma_{i, z_i, 2r_0}$ is a simple closed curve, it must pass between the sheets of $\Sigma_{1,i}$. Since $\Sigma_{2,i}$ is the only part of Σ_i between the sheets of $\Sigma_{1,i}$, we can connect $\Sigma_{1,i}$ and $\Sigma_{2,i}$ by curves $\nu_i \subset \partial \Sigma_{i, z_i, 2r_0}$ which are above $\Sigma_{1,i}$. We can now apply Proposition I.0.11 to get the points $y_i \in B_{1/2}(z_i) \cap \Sigma_i \setminus B_{2r_0}(z_i) \subset B_{1/2+4\ell_i} \setminus B_{3r_0}$ as in (I.1.13).

To get the desired contradiction, observe that if $c_0 < C_3 r_0$, then the 2-valued graphs $\Sigma_{d,i}^{y_i}$ given by (I.1.13) and Theorem 0.7, have separation $\geq C_5 = C_5(C_1) > 0$ (since $B_{C_4|y_i|}(y_i) \subset \{x_3 > C_3 r_0\}$). Namely, this separation is on a fixed scale bounded away from zero even as $\Sigma_{d,i}^{y_i}$ extends out of $\mathbf{C}_\alpha(0)$, contradicting $\Sigma_i \setminus \mathbf{C}_\alpha(0) \rightarrow \mathcal{F}$ and the lemma follows. \square

I.2. PROOF OF THEOREM 0.1

Proof. (of Theorem 0.1). By Lemma I.1.4, after passing to a subsequence (also denoted by Σ_i) we can assume that for each $x \in \mathbf{R}^3$ either

$$\sup_{B_r(x) \cap \Sigma_i} |A|^2 \rightarrow \infty \text{ for all } r > 0, \quad (\text{I.2.1})$$

or $\sup_i \sup_{B_r(x) \cap \Sigma_i} |A|^2 < \infty$ for some $r > 0$. Let $\mathcal{S} \subset \mathbf{R}^3$ be the points where (I.2.1) holds. By assumption $B_1 \cap \mathcal{S} \neq \emptyset$. So after a possible translation we may assume that $0 \in \mathcal{S}$ and it follows easily from the definition that \mathcal{S} is closed. By theorem 5.8 of [CM4] (and Bernstein's theorem; see for instance theorem 1.16 of [CM1]), there exists a subsequence Σ_j and 2-valued graphs $\Sigma_{d,j} \subset \Sigma_j$ over $D_{R_j/C} \setminus D_{\epsilon_j}$ with $\epsilon_j \rightarrow 0$ such that $\Sigma_{d,j} \rightarrow \{x_3 = 0\} \setminus \{0\}$ (after possibly rotating \mathbf{R}^3). (This fixes the subsequence and the coordinate system of \mathbf{R}^3 .) Again by theorem 5.8 of [CM4] (and Bernstein's theorem) for each $\mathcal{S}_t \in \mathcal{S}$ there are 2-valued graphs $\Sigma_{d,j}^t \subset \Sigma_j$ over $D_{R_j/C}(\mathcal{S}_t) \setminus D_{\epsilon_j}(\mathcal{S}_t)$ with $\epsilon_j \rightarrow 0$ such that $\Sigma_{d,j}^t \rightarrow \{x_3 = t\} \setminus \{\mathcal{S}_t\}$. Hence, by Corollary I.1.9, $\mathcal{S} \subset \mathbf{C}_\delta(\mathcal{S}_t)$. By Lemma I.1.10 (and scaling), for all $t \in x_3(\mathcal{S})$ and all $\epsilon > 0$, $\mathcal{S} \cap \{t - \epsilon < x_3 < t + \epsilon\} \neq \emptyset$. It follows from Lemma I.1.2 that $t \rightarrow \mathcal{S}_t$ is a Lipschitz curve and $\Sigma_j \setminus \mathcal{S} \rightarrow \mathcal{F} \setminus \mathcal{S}$ in the C^α -topology for all $\alpha < 1$ (and with uniformly bounded curvatures on compact subsets of $\mathbf{R}^3 \setminus \mathcal{S}$; see also Appendix B). \square

Part II. “The other half”

Theorem I.0.10 will follow by first showing that if an embedded minimal disk contains a multi-valued graph, then “between the sheets” of the graph the surface is another multi-valued graph - “the other half”. Second, we show an intrinsic version of Theorem 0.7 and, third, using this intrinsic version, we construct in Part IV the short curves connecting the two halves.

II.1. “THE OTHER HALF” OF AN EMBEDDED MINIMAL DISK

We show first that any point between the sheets of a multi-valued graph must connect to it within a fixed extrinsic ball:

Lemma II.1.1. There exist $\epsilon_s > 0$, $C_s > 2$ so: Let $0 \in \Sigma \subset B_R$ be an embedded minimal disk with $\partial \Sigma \subset \partial B_R$, $\Sigma_d \subset \{x_3^2 \leq x_1^2 + x_2^2\} \cap \Sigma$ a 2-valued graph over $D_{3r_0} \setminus D_{r_0}$ with gradient $\leq \epsilon_s$. If E_0 is the region over $D_{2r_0} \setminus D_{r_0}$ between the sheets of Σ_d , then $E_0 \cap \Sigma \subset \Sigma_{0, C_s r_0}$.

Proof. Fix $\epsilon_s > 0$ small and C_s large to be chosen. If the lemma fails, then there are disjoint components Σ_a, Σ_b of $B_{C_s r_0} \cap \Sigma$ with $\Sigma_d \subset \Sigma_a$ and $y \in E_0 \cap \Sigma_b$. By the maximum principle, Σ_a, Σ_b are disks. Let $\tilde{\eta}_y$ be the vertical segment (i.e., parallel to the x_3 -axis) through y connecting the sheets of Σ_d . Fix a component η_y of $\tilde{\eta}_y \setminus \Sigma$ connecting Σ_b to $\Sigma \setminus \Sigma_b$. Let Ω be the component of $B_{C_s r_0} \setminus \Sigma$ containing η_y (so $\partial \Sigma_b$ and η_y are linked in Ω). [MeYa] gives a stable disk $\Gamma \subset \Omega$ with $\partial \Gamma = \partial \Sigma_b$. Using the linking, Γ intersects η_y . [Sc], [CM2] (cf. lemma I.0.9 of [CM3]) give C_s so any component Γ_y of $B_{10r_0} \cap \Gamma$ intersecting η_y is a graph with bounded gradient over some plane; for ϵ_s small, this plane must be almost horizontal. Hence, Γ_y is forced to “cut the axis” (i.e., intersect the curve in Σ_d over ∂D_{r_0} connecting the top and bottom sheets), giving the desired contradiction. \square

In the next proposition $\Sigma \subset B_{4R}$ with $\partial\Sigma \subset \partial B_{4R}$ is an embedded minimal surface and $\Sigma_1 \subset \{x_3^2 \leq x_1^2 + x_2^2\} \cap \Sigma$ an $(N+2)$ -valued graph of u_1 over $D_{2R} \setminus D_{r_1}$ with $|\nabla u_1| \leq \epsilon$ and $N \geq 6$. Let E_1 be the region over $D_R \setminus D_{2r_1}$ between the top and bottom sheets of the concentric $(N+1)$ -valued subgraph in Σ_1 . To be precise, E_1 is the set of all $(r \cos \theta, r \sin \theta, t)$ with $2r_1 \leq r \leq R$, $(N-1)\pi \leq \theta < (N+1)\pi$, and

$$u_1(r, \theta) < t < u_1(r, \theta - 2N\pi). \quad (\text{II.1.2})$$

Proposition II.1.3. There exist $C_0 > C_s$, $\epsilon_0 > 0$ so if Σ is a disk as above, $R \geq C_0 r_1$, and $\epsilon_0 \geq \epsilon$, then $E_1 \cap \Sigma \setminus \Sigma_1$ is an (oppositely oriented) N -valued graph Σ_2 .

Proof. Fix $z \in \Sigma_1$ over ∂D_{r_1} . Since $\partial\Sigma_{z, 2r_1}$ is a simple closed curve, it must pass between the sheets of Σ_1 and hence through some other component Σ_2 of $E_1 \cap \Sigma$.

The version of the “estimate between the sheets” given in theorem III.2.4 of [CM3] gives $\epsilon_0 > 0$ so that $E_1 \cap \Sigma$ is locally graphical (i.e., if $z \in E_1 \cap \Sigma$, then $\langle \mathbf{n}_\Sigma(z), (0, 0, 1) \rangle \neq 0$). It follows that each component of $E_1 \cap \Sigma$ is an N -valued graph.

Fix a component Ω of $B_{4R} \setminus \Sigma$. We show next that Σ_2 is the only other component of $E_1 \cap \Sigma$ (i.e., $E_1 \cap \Sigma \subset \Sigma_1 \cup \Sigma_2$). If not, then there is a third component Σ_3 which is also an N -valued graph. An easy argument (using orientations) shows that there must then be a fourth component Σ_4 of $E_1 \cap \Sigma$. Using that each Σ_i is a multi-valued graph, it follows easily that we can choose two of these four which cannot be connected in $\Omega \cap E_1$; call these $\Sigma_{i_1}, \Sigma_{i_2}$. The rest of this argument uses these components to find a stable $\Gamma \subset \Omega$ which has points of large curvature by Proposition I.0.11, contradicting the curvature estimates from stability. First, we construct $\partial\Gamma$. Let $\sigma_j \subset \Sigma_{i_j}$ be the images of $\{\theta = 0\}$ from $\{x_1^2 + x_2^2 = 4r_1^2\}$ to ∂B_R and set $y_j = \{x_1^2 + x_2^2 = 4r_1^2\} \cap \partial\sigma_j$. By Lemma II.1.1, y_1, y_2 can be connected by a curve $\sigma_0 \subset B_{C_s r_1} \cap \Sigma$. By the maximum principle, each component of $B_R \cap \Sigma$ is a disk. Therefore, we can add a segment in $\partial B_R \cap \Sigma$ to $\sigma_0 \cup \sigma_1 \cup \sigma_2$ to get a closed curve $\sigma \subset \Sigma$. A result of [MeYa] then gives a stable embedded minimal disk $\Gamma \subset \Omega$ with $\partial\Gamma = \sigma$.

Now that we have Γ , we show that Proposition I.0.11 applies. Namely, let (the disk) $\Gamma_{2C_s r_1}(\sigma_0)$ be the component of $B_{2C_s r_1} \cap \Gamma$ containing σ_0 , so that $\partial\Gamma_{2C_s r_1}(\sigma_0)$ contains a curve $\nu \subset \partial B_{2C_s r_1}$ connecting σ_1 to σ_2 . Since σ_1, σ_2 are in the middle sheets of $\Sigma_{i_1}, \Sigma_{i_2}$ (and Γ is stable), Γ contains two disjoint $(N/2 - 1)$ -valued graphs Γ_1, Γ_2 in E_1 which spiral together and ν connects these (note that $E_1 \cap \Gamma$ may contain many components; at least two of these, say Γ_1, Γ_2 , spiral together). Let Γ_0 be the component of $\Gamma_{R/2}(\sigma_0) \setminus (\nu \cup \Gamma_1 \cup \Gamma_2)$ which does not contain $\Gamma_{2C_s r_1}(\sigma_0)$. It is easy to see that $\Gamma_0 \cap \partial\Gamma = \emptyset$; in fact, if $x \in \Gamma_0$, then $\text{dist}_\Gamma(x, \partial\Gamma) \geq |x|/2$. Therefore, for R/r_1 sufficiently large, Proposition I.0.11 gives an interior point of large curvature, contradicting the curvature estimate for stable surfaces. We conclude that $E_1 \cap \Sigma \subset \Sigma_1 \cup \Sigma_2$. Finally, it follows easily that Σ_2 is oppositely oriented. \square

The proof of Proposition II.1.3 simplifies when Σ is in a slab. In this case, [Sc], [CM2] and the gradient estimate (cf. lemma I.0.9 of [CM3]) force Γ to spiral indefinitely if it leaves E_1 .

II.2. AN INTRINSIC VERSION OF THEOREM 0.7

We will first show a “chord-arc” type result (relating extrinsic and intrinsic distances) assuming a curvature bound on an intrinsic ball.

Lemma II.2.1. (cf. lemma III.1.3 in [CM5]). Given R_0 , there exists R_1 so: If $0 \in \Sigma \subset B_{R_1}$ is an embedded minimal surface, $\partial\Sigma \subset \partial B_{R_1}$, and $\sup_{B_{R_1}} |A|^2 \leq 4$, then $\Sigma_{0, R_0} \subset \mathcal{B}_{R_1}$.

Proof. Let $\tilde{\Sigma}$ be the universal cover of Σ and $\tilde{\Pi} : \tilde{\Sigma} \rightarrow \Sigma$ the covering map. With the definition of δ -stable as in section 2 of [CM4], the argument of [CM2] (i.e., curvature estimates for 1/2-stable surfaces) gives $C > 10$ so if $\mathcal{B}_{CR_0/2}(\tilde{z}) \subset \tilde{\Sigma}$ is 1/2-stable and $\tilde{\Pi}(\tilde{z}) = z$, then $\tilde{\Pi} : \mathcal{B}_{5R_0}(\tilde{z}) \rightarrow \mathcal{B}_{5R_0}(z)$ is one-to-one and $\mathcal{B}_{5R_0}(z)$ is a graph with $B_{4R_0}(z) \cap \partial\mathcal{B}_{5R_0}(z) = \emptyset$. Corollary 2.13 in [CM4] gives $\epsilon = \epsilon(CR_0) > 0$ so if $|z_1 - z_2| < \epsilon$ and $|A|^2 \leq 4$ on (the disjoint balls) $\mathcal{B}_{CR_0}(z_i)$, then each $\mathcal{B}_{CR_0/2}(\tilde{z}_i) \subset \tilde{\Sigma}$ is 1/2-stable where $\tilde{\Pi}(\tilde{z}_i) = z_i$.

We claim that there exists n so $\Sigma_{0,R_0} \subset \mathcal{B}_{(2n+1)CR_0}$. Suppose not; we get a curve $\sigma \subset \Sigma_{0,R_0} \subset B_{R_0}$ from 0 to $\partial\mathcal{B}_{(2n+1)CR_0}$. For $i = 1, \dots, n$, fix points $z_i \in \partial\mathcal{B}_{2iCR_0} \cap \sigma$. It follows that the intrinsic balls $\mathcal{B}_{CR_0}(z_i)$ are disjoint, have centers in $B_{R_0} \subset \mathbf{R}^3$, and have $|A|^2 \leq 4$. In particular, there exist i_1, i_2 with $0 < |z_{i_1} - z_{i_2}| < C' R_0 n^{-1/3} < \epsilon$, and, by corollary 2.13 in [CM4], each $\mathcal{B}_{CR_0/2}(\tilde{z}_{i_j}) \subset \tilde{\Sigma}$ is 1/2-stable where $\tilde{\Pi}(\tilde{z}_{i_j}) = z_{i_j}$. By [CM2], each $\mathcal{B}_{5R_0}(z_{i_j})$ is a graph with $B_{4R_0}(z_{i_j}) \cap \partial\mathcal{B}_{5R_0}(z_{i_j}) = \emptyset$. In particular, $B_{R_0} \cap \partial\mathcal{B}_{5R_0}(z_{i_j}) = \emptyset$. This contradicts that $\sigma \subset B_{R_0}$ connects z_{i_j} to $\partial\mathcal{B}_{CR_0}(z_{i_j})$. \square

An immediate consequence of Lemma II.2.1, is that we can improve Theorem 0.7 (and hence also, by an intrinsic blow-up argument, Theorem 0.6) by observing that the multi-valued graph can actually be chosen to be intrinsically nearby where the curvature is large (as opposed to extrinsically nearby):

Theorem II.2.2. Given $N \in \mathbf{Z}_+$, $\epsilon > 0$, there exist $C_1, C_2, C_3 > 0$ so: If $0 \in \Sigma^2 \subset B_R \subset \mathbf{R}^3$ is an embedded minimal disk, $\partial\Sigma \subset \partial B_R$, and $\sup_{B_{r_0}} |A|^2 \leq 4|A|^2(0) = 4C_1^2 r_0^{-2}$ for some $0 < r_0 < R$, then there exists (after a rotation) an N -valued graph $\Sigma_g \subset \Sigma \cap \{x_3^2 \leq \epsilon^2(x_1^2 + x_2^2)\}$ over $D_{R/C_2} \setminus D_{r_0}$ with gradient $\leq \epsilon$, separation $\geq C_3 r_0$ over ∂D_{r_0} , and $\text{dist}_\Sigma(0, \Sigma_g) \leq 2r_0$.

Proof. By combining theorems 0.4 and 0.6 of [CM4], we get C_0, C_2, C_3 so if $\sup_{\Sigma_{0,r_0}} |A|^2 \leq 4|A|^2(0) = 4C_0^2 r_0^{-2}$, then we get (after a rotation) an N -valued graph $\Sigma_g \subset \Sigma \cap \{x_3^2 \leq \epsilon^2(x_1^2 + x_2^2)\}$ over $D_{R/C_2} \setminus D_{r_0}$ with gradient $\leq \epsilon$, separation $\geq C_3 r_0$ over ∂D_{r_0} , and which intersects Σ_{0,r_0} . Namely, theorem 0.4 of [CM4] gives an initial N -valued graph contained in Σ_{0,r_0} and then theorem 0.6 of [CM4] extends this out to $\partial D_{R/C_2}$. Let C_1 be the R_1 from Lemma II.2.1 with $R_0 = C_0$. By rescaling, we can assume that $|A|^2(0) = 1$ and $\sup_{B_{C_1}} |A|^2 \leq 4$. By Lemma II.2.1, $\Sigma_{0,C_0} \subset \mathcal{B}_{C_1}$, hence $\sup_{\Sigma_{0,C_0}} |A|^2 \leq 4$. Theorems 0.4 and 0.6 of [CM4] now give the desired Σ_g . \square

A standard blowup argument gives points as in Theorem II.2.2 (with $C_4 = 1$ and $s = r_0$):

Lemma II.2.3. (Lemma 5.1 of [CM4]). Given C_1, C_4 , if $\mathcal{B}_{C_1 C_4}(0) \subset \Sigma$ is an immersed surface and $|A|^2(0) \geq 4$, then there exists $\mathcal{B}_{C_4 s}(z) \subset \mathcal{B}_{C_1 C_4}(0)$ with

$$\sup_{\mathcal{B}_{C_4 s}(z)} |A|^2 \leq 4|A|^2(z) = 4C_1^2 s^{-2}. \quad (\text{II.2.4})$$

Proof. This follows as in Lemma 5.1 of [CM4], except we define F intrinsically on $\mathcal{B}_{C_1 C_4}(0)$ by $F = d^2 |A|^2$ where $d(x) = C_1 C_4 - \text{dist}_\Sigma(x, 0)$ (so $F = 0$ on $\partial\mathcal{B}_{C_1 C_4}(0)$, $F(0) \geq 4(C_1 C_4)^2$). Let $F(z)$ be the maximum of F and set $s = C_1/|A|(z)$. It follows that $\sup_{\mathcal{B}_{d(z)/2}(z)} |A|^2 \leq 4|A|^2(z)$ and (using $F(z) \geq (C_1 C_4)^2$) we get $2C_4 s \leq d(z)$, giving (II.2.4). \square

Part III. The stacking and the proof of Theorem 0.2

This part deals with how the multi-valued graphs given by [CM4] fit together. As mentioned in the introduction, a general embedded minimal disk with large curvature at some point should be thought of as obtained by stacking such graphs on top of each other.

III.1. DECOMPOSING DISKS INTO MULTI-VALUED GRAPHS

Fix $N > 6$ large, $1/10 > \epsilon > 0$ small. We will choose $\epsilon_g > 0$ small depending on ϵ and then let $N_g = N_g(\epsilon_g)$ be given by proposition II.2.12 of [CM3]. Below Σ will be an embedded minimal disk. Theorem II.2.2 gives C_1, C_2, C_3 (depending on ϵ_g, N , and N_g) so if $B_R(y) \cap \partial\Sigma = \emptyset$ and the pair (y, s) satisfies

$$\sup_{\mathcal{B}_{8s}(y)} |A|^2 \leq 4|A|^2(y) = 4C_1^2 s^{-2}, \quad (\text{III.1.1})$$

then (after a rotation) we get an $(N + N_g + 4)$ -valued graph $\tilde{\Sigma}_1$ over $D_{2e^{N_g}R/C_2}(p) \setminus D_{e^{-N_g}s/2}(p)$ with gradient $\leq \epsilon_g$, separation $\geq C_3 s$ over $\partial D_s(p)$, and $\text{dist}_\Sigma(y, \tilde{\Sigma}_1) \leq 2s$ (where $p = (y_1, y_2, 0)$). In particular, by proposition II.2.12 of [CM3] and the version of the “estimate between the sheets” given in theorem III.2.4 of [CM3], we can choose $\epsilon_g = \epsilon_g(\epsilon) > 0$ so that (1) the concentric $(N + 3)$ -valued subgraph $\hat{\Sigma}_1$ over $D_{R/C_2}(p) \setminus D_s(p)$ satisfies (I.0.8) and (2) each component of Σ between the sheets of $\hat{\Sigma}_1$ (as in (II.1.2)) is an $(N + 2)$ -valued graph also satisfying (I.0.8). In the remainder of this section, C_1, C_2, C_3 will be fixed.

Let ϵ_0, C_0 be from Proposition II.1.3 and suppose $\epsilon < \epsilon_0$. If $s < R/(8C_2C_0)$ for such a pair (y, s) , then Proposition II.1.3 applies. Let \hat{E}, E be the regions between the sheets of the concentric $(N + 2)$ -valued and $(N + 1)$ -valued, respectively, subgraphs of $\hat{\Sigma}_1$ (over $D_{R/C_2}(p) \setminus D_s(p)$). By Proposition II.1.3 (and (2) above), $\hat{E} \cap \Sigma \setminus \hat{\Sigma}_1$ is an $(N + 1)$ -valued graph $\hat{\Sigma}_2$; similarly, $E \cap \Sigma \setminus \hat{\Sigma}_1$ is an N -valued graph $\Sigma_2 \subset \hat{\Sigma}_2$. Let $\Sigma_1 \subset \hat{\Sigma}_1$ be the concentric N -valued subgraph. Since $\partial\Sigma_{y,4s}$ is a simple closed curve, it must pass through $E \setminus \Sigma_1$. Therefore, since Σ_2 is the only other part of Σ in E , we can connect Σ_1 and Σ_2 by curves $\nu_\pm \subset \partial B_{4s}(y) \cap \Sigma$ which are above and below E , respectively. This gives components Σ_\pm of $\Sigma_{y,R/(2C_2)} \setminus (\Sigma_1 \cup \Sigma_2 \cup \nu_\pm)$ which do not contain $\Sigma_{y,s}$ and which are above and below E , respectively (these will be the Σ_0 's for Proposition I.0.11).

Given a pair satisfying (III.1.1), Proposition I.0.11 and Lemma II.2.3 easily give two nearby pairs (one above and one below):

Lemma III.1.2. There exists $C_4 > 1$ so: If $0 \in \Sigma \subset B_{3R}$ is an embedded minimal disk with $\partial\Sigma \subset \partial B_{3R}$, $(0, s)$ satisfies (III.1.1), and $s < \min\{R/(2C_4), R/(8C_2C_0)\}$, then we get (y_-, s_-) also satisfying (III.1.1) with $y_- \in \Sigma_-$ and $\Sigma_{y_-,4s_-} \subset \Sigma_{0,C_4s} \setminus B_{4s}$. Moreover, the N -valued graphs corresponding to $(0, s)$, (y_-, s_-) are disjoint.

Proof. Proposition I.0.11 gives $C_4 = C_4(C_1)$ and $z \in \Sigma_{0,C_4s/2} \cap \Sigma_- \setminus B_{8s}$ with $|z|^2 |A|^2(z) \geq 4(8C_1)^2$. Since $\hat{E} \cap \Sigma$ consists of the multi-valued graphs $\hat{\Sigma}_1, \hat{\Sigma}_2$, we have $|x|^2 |A|^2(x) \leq C$ on $\hat{E} \cap B_{C_4s} \cap \Sigma_- \setminus B_{2s}$ for C small (C can be made arbitrarily small by choosing ϵ even smaller). Hence, $z \notin \hat{E}$ and so $\mathcal{B}_{|z|/2}(z) \cap E = \emptyset$. Applying Lemma II.2.3 on $\mathcal{B}_{|z|/2}(z)$, we get (y_-, s_-) satisfying (III.1.1) with $\mathcal{B}_{8s_-}(y_-) \subset \mathcal{B}_{|z|/2}(z) \subset \Sigma_- \setminus E$. It follows that $\Sigma_{y_-,4s_-} \subset \Sigma_{0,C_4s} \setminus B_{4s}$ and the corresponding N -valued graphs are disjoint. \square

Let C_4 be given by Lemma III.1.2. Iterating the construction of Lemma III.1.2, we can decompose an embedded minimal disk into basic building blocks ordered by heights (the points p_i in Corollary III.1.3 are the projections to $\{x_3 = 0\}$ of the blowup points y_i):

Corollary III.1.3. There exist $C_5 > 1$, $\tilde{C}_3 > 0$ so: Let $\Sigma \subset B_{C_5 R}$ be an embedded minimal disk, $\partial\Sigma \subset \partial B_{C_5 R}$. If (y_0, s_0) satisfies (III.1.1) with $B_{C_4}(y_0) \subset B_R$, then there exist $\{(y_i, s_i)\}$ (for $i > 0$) satisfying (III.1.1) with $y_i \in \Sigma_-$ and corresponding (disjoint) N -valued graphs $\Sigma_i \subset \Sigma$ of u_i over $D_{2R}(0) \setminus D_{2s_i}(p_i)$ with gradient $\leq 2\epsilon$, separation $\geq \tilde{C}_3 s_i$ over $\partial D_{2s_i}(p_i)$,

$$\text{if } i < j \text{ and both } u_i, u_j \text{ are defined at } p, \text{ then } u_j(p) < u_i(p), \quad (\text{III.1.4})$$

$$\Sigma_{y_{i+1}, 4s_{i+1}} \subset \Sigma_{y_i, C_4 s_i} \setminus B_{4s_i}(y_i) \text{ and } \cup_i B_{C_4 s_i}(y_i) \setminus B_R \neq \emptyset. \quad (\text{III.1.5})$$

Proof. Starting with (y_0, s_0) , we can apply Lemma III.1.2 repeatedly, until the second part of (III.1.5) holds, to find bottom N -valued graphs giving (III.1.4) and the first part of (III.1.5). Each N -valued graph is a graph over some plane with gradient $\leq \epsilon$. Since Σ is embedded, we can take these to be graphs over a fixed plane with gradient $\leq 2\epsilon$ (after possibly taking $C_5 > 3C_2 + 1$ larger). $\tilde{C}_3 > 0$ is now just a fixed fraction of C_3 . \square

In the next lemma and corollary, $\Sigma \subset B_{C_5 R}$ is an embedded minimal disk, $\partial\Sigma \subset \partial B_{C_5 R}$.

Lemma III.1.6. If (y, s) satisfies (III.1.1), $B_s(y) \subset B_{R/2}$, then the corresponding 2-valued graph over $D_R(0) \setminus D_s(p)$ (after a rotation) has separation $\geq C_3 (s/R)^\epsilon s/2$ at $\partial D_R(0)$.

Proof. By the discussion around (III.1.1), the separation $|w|$ is $\geq C_3 s$ at $\partial D_s(p)$ and $|\nabla \log |w|| \leq \epsilon/\rho_p$ on $D_{2R}(p) \setminus D_s(p)$. Since $D_s(p) \subset D_{R/2}(0)$, integrating gives

$$\min_{\partial D_R(0)} |w| \geq \min_{D_{2R}(p) \setminus D_{R/2}(p)} |w| \geq C_3 (s/(2R))^\epsilon s. \quad (\text{III.1.7})$$

\square

Corollary III.1.8. There exists $C_6 > 0$ so if $(0, s)$ satisfies (III.1.1) and $\sup_{B_\ell(0) \cap \Sigma_-} |A|^2 \leq 5C_1^2 s^{-2}$ for some $4C_4^2 s < \ell < R$, then there exists (z, r) satisfying (III.1.1) with $\Sigma_{z,r} \subset \Sigma_{0,\ell/2}$, so the separation at $\partial D_\ell(0)$ between the 2-valued graphs Σ_0, Σ_z , corresponding to $(0, s)$, (z, r) , is $\geq C_6 (s/\ell)^\epsilon \ell$, and $\Sigma_z \subset \Sigma_-$.

Proof. Set $(y_0, s_0) = (0, s)$ and let $(y_i, s_i), \Sigma_i, u_i, p_i$ be given by Corollary III.1.3. Let i_0 be the first i with $B_{C_4 s_{i_0}}(y_{i_0}) \setminus B_{\ell/2}(0) \neq \emptyset$. Set $(z, r) = (y_{i_0-1}, s_{i_0-1})$. It follows for $i < i_0$ that $B_{s_i}(y_i) \subset B_{\ell/2}(0)$ and $s_i \geq s/2$ since $\sup_{B_\ell(0) \cap \Sigma_-} |A|^2 \leq 5C_1^2 s^{-2}$. Hence, by Lemma III.1.6 (as in Corollary III.1.3), Σ_i has separation $\geq \tilde{C}_3 (s/\ell)^\epsilon s_i/4$ at $\partial D_\ell(0)$ for $i < i_0$. By (III.1.5), $\ell/4 \leq \sum_{i \leq i_0} C_4 s_i \leq (1 + C_4) \sum_{i < i_0} C_4 s_i$. Since the Σ_i 's are ordered by height, the separation at $\partial D_\ell(0)$ between Σ_0 and $\Sigma_z = \Sigma_{i_0-1}$ is $\geq \sum_{i < i_0} \tilde{C}_3 (s/\ell)^\epsilon s_i/4 \geq C_6 (s/\ell)^\epsilon \ell$. \square

III.2. STACKING MULTI-VALUED GRAPHS AND THEOREM 0.2

If (y, s) satisfies (III.1.1), then Σ_y is the corresponding 2-valued graph and $\Sigma_{y,-}$ the portion of Σ below Σ_y . Given $C > 8$, we will consider such pairs which in addition satisfy

$$\sup_{B_{Cs}(y) \cap \Sigma_{y,-}} |A|^2 \leq 4 |A|^2(y) = 4C_1^2 s^{-2}. \quad (\text{III.2.1})$$

Using Section III.1, we show next that a pair $(0, s)$ satisfying (III.2.1) has a nearby pair with a definite height below Σ_0 . $\Sigma \subset B_{C_5 R}$, $\partial\Sigma \subset \partial B_{C_5 R}$ is an embedded minimal disk.

Proposition III.2.2. See fig. 9. There exist $C, \bar{C} > 10 C_4^2$ and $\delta > 0$ so if $(0, s)$ satisfies (III.2.1) with $s < R/\bar{C}$, $\Sigma_0 \subset \Sigma$ is over $D_R \setminus D_s$ (without a rotation), and $\nabla u((Rs)^{1/2}, 0) = 0$, then we get (y, t) satisfying (III.2.1) with $y \in \mathbf{C}_\delta(0) \cap \Sigma_- \setminus B_{Cs/2}$.

Proof. We will choose C large below and then set $\delta = \delta(C) > 0$, $\bar{C} = \bar{C}(C)$. Note first that (since $\nabla u((Rs)^{1/2}, 0) = 0$), corollary 1.14 of [CM7] gives that $|\nabla u(\rho, \theta)| \leq C_a (\rho/s)^{-5/12}$ for $s \leq \rho \leq (Rs)^{1/2}$. Integrating this, we get for $s \leq \rho \leq (Rs)^{1/2}$

$$|u(\rho, \theta)| \leq s + C_a \int_s^\rho (\tau/s)^{-5/12} d\tau \leq (1 + 2C_a) (s/\rho)^{5/12} \rho. \quad (\text{III.2.3})$$

Proposition I.0.11 gives $C_b(C_1, C)$, $z_0 \in B_{C_b s} \cap \Sigma_- \setminus B_{4s}$ with $|A|^2(z_0) \geq 5 C^2 C_1^2 |z_0|^{-2}$. Set

$$\mathcal{A} = \{x \in B_{C_b s} \cap \Sigma_- \mid |A|^2(x) \geq 5 C^2 C_1^2 |x|^{-2}\}, \quad (\text{III.2.4})$$

(so $z_0 \in \mathcal{A}$) and let $x_0 \in \mathcal{A}$ satisfy $|x_0| = \inf_{x \in \mathcal{A}} |x|$. So $|A|^2 \leq 5 C_1^2 s^{-2}$ on $B_{|x_0|} \cap \Sigma_-$ by (III.2.1) and $Cs \leq |x_0| \leq C_b s$. An obvious extrinsic version of Lemma II.2.3 (cf. Theorem A.9) gives (y, t) satisfying (III.2.1) with $B_{Ct}(y) \subset B_{|x_0|/2}(x_0)$. We can assume $|p| \geq 4|y|/5$.

Since $|A|^2 \leq 5 C_1^2 s^{-2}$ on $B_{|x_0|/2} \cap \Sigma_-$ and $(0, s)$ satisfies (III.2.1) hence (III.1.1), Corollary III.1.8 (with $\ell = |p|$) gives (z, r) also satisfying (III.1.1) with $\Sigma_z \subset \Sigma_-$, $\Sigma_{z,r} \subset \Sigma_{0,|p|/2}$, and so the separation between Σ_0 and Σ_z is at least $C_c (s/|y|)^\epsilon |y|$ at p . However, since Σ is embedded, then Σ_y must be below both Σ_0 and Σ_z . Combining this with (III.2.3) gives

$$|x_3|(y)/|y| \geq C_c (s/|y|)^\epsilon - (1 + 2C_a)(s/|y|)^{5/12}. \quad (\text{III.2.5})$$

Since $C \leq 2|y|/s \leq 3C_b$, by choosing C sufficiently large and then setting $\bar{C} = \bar{C}(C, C_5)$, $C_b = C_b(C)$ (where \bar{C} is chosen so $C_b s \leq (Rs)^{1/2}$) the proposition follows from (III.2.5). \square

We show next Theorem 0.2. Namely, iterating Proposition III.2.2, we show that if the curvature of an embedded minimal disk were large at a point, then it would be forced to grow out of the half-space it was assumed to lie in. First we need:

Lemma III.2.6. Given $C, \delta > 0$, there exists $\epsilon_1 > 0$ so: Let $\Sigma \subset B_{2r_0} \cap \{x_3 > 0\}$ be an embedded minimal disk, $\partial\Sigma \subset \partial B_{2r_0}$, and $\sup_{\Sigma \cap \{x_3 \leq \delta r_0\}} |A|^2 \leq C r_0^{-2}$, then $\sup_{\Sigma'} |A|^2 \leq r_0^{-2}$ for all components Σ' of $B_{r_0} \cap \Sigma$ which intersect $B_{\epsilon_1 r_0}$.

Proof. If $y \in B_{r_0} \cap \Sigma \cap \{x_3 \leq \delta r_0/4\}$, then $\sup_{\Sigma_{y, \delta r_0/2}} |\nabla x_3|^2 \leq C x_3^2(y) \delta^{-2} r_0^{-2}$ (by the gradient estimate) and hence $\Sigma_{y, \delta r_0/2}$ is a graph for $x_3(y)/(\delta r_0)$ small; cf. Lemma A.3. The lemma follows by applying this to a chain of balls as in the proof of lemma 2.10 in [CM8] or the theorem in [CM10]. \square

Let C_1, \dots, C_6 be as above and δ, C, \bar{C} be from Proposition III.2.2.

Proof. (of Theorem 0.2) By Lemma III.2.6 (and scaling), it suffices to find $d > 0$ and $\hat{C} > 1$ so if $\Sigma \subset B_{4C_5 \hat{C} R} \cap \{x_3 > 0\}$ and $\partial\Sigma \subset \partial B_{4C_5 \hat{C} R}$, then

$$\sup_{B_{dR} \cap \Sigma} |A|^2 \leq 4 C^2 C_1^2 (dR)^{-2}. \quad (\text{III.2.7})$$

Suppose (III.2.7) fails; we will get a contradiction. An obvious extrinsic version of Lemma II.2.3 gives (y_0, s_0) satisfying (III.2.1) with $B_{Cs_0}(y_0) \subset B_{2dR}$. Let Σ_0 be the corresponding N -valued graph of u_0 over $D_{\hat{C}R} \setminus D_{s_0}(p_0)$ and Σ_- the portion of Σ below Σ_0 .

To apply Proposition III.2.2 we will need that if (y, s) satisfies (III.2.1) with $y \in B_{2R} \cap \Sigma_-$ (where Σ_y is a graph of u over $D_{\hat{C}R} \setminus D_s(p)$), then

$$s \leq R/\bar{C} \text{ and } |\nabla u((\hat{C}Rs)^{1/2}, 0)| < \delta/4. \quad (\text{III.2.8})$$

To see (III.2.8), observe first that by proposition II.2.12 of [CM3] (since $u_0 > 0$), $\sup_{D_{6R}} u_0 \leq 2dR(6/d)^\epsilon \leq 12Rd^{1-\epsilon}$. It follows that $B_{6R} \cap \Sigma_- \subset \{0 < x_3 < 12Rd^{1-\epsilon}\}$; hence, $s \leq C_a R d^{1-\epsilon}$ and by the gradient estimate $\sup_{\partial D_{4R}} |\nabla u| \leq C_b d^{1-\epsilon}$. Lemma 1.8 of [CM7] and the mean value inequality (as in corollary 1.14 of [CM7]) gives $|\text{Hess}_u| \leq C_c(\hat{C}R)^{-5/12} \rho^{-7/12}$ for $(\hat{C}Rs)^{1/2} \leq \rho \leq \hat{C}R$. Combining these gives at $\rho = (\hat{C}Rs)^{1/2}$, $\theta = 0$

$$|\nabla u| \leq C_b d^{1-\epsilon} + C_c(\hat{C}R)^{-5/12} \int_0^{8R} t^{-7/12} dt = C_b d^{1-\epsilon} + C'_c \hat{C}^{-5/12}. \quad (\text{III.2.9})$$

In particular, for $d > 0$ small and \hat{C} large, (III.2.9) gives (III.2.8).

Repeatedly applying Proposition III.2.2 (using (III.2.8)) gives (y_{i+1}, s_{i+1}) satisfying (III.2.1) with $y_{i+1} \in \mathcal{C}_{\delta/2}(y_i) \cap \Sigma_- \setminus B_{Cs_i/2}(y_i)$. After choosing $d > 0$ even smaller, it follows that the y_i 's must leave the half-space before they leave B_R . \square

Proof. (of Corollary 0.4). Using $\Sigma_1 \cup \Sigma_2$ as a barrier, [MeYa], and a linking argument (cf. Lemma II.1.1) give a stable surface $\Gamma \subset B_{cr_0} \setminus (\Sigma_1 \cup \Sigma_2)$ with $\partial\Gamma \subset \partial B_{cr_0}$ and $B_{\epsilon r_0} \cap \Gamma \neq \emptyset$. Estimates for stable surfaces give a graphical component of $B_{2r_0} \cap \Gamma$ which intersects $B_{\epsilon r_0}$. The corollary now follows from Theorem 0.2. \square

Part IV. The short connecting curves and Theorem I.0.10

We first combine Lemmas II.1.1 and II.2.1 to see that any curve in Σ which intersects both above and below a multi-valued graph (with a curvature bound on an intrinsic ball) connects to it in a fixed intrinsic ball:

Corollary IV.0.10. Given C_1 , there exists $C_4 > 1$ so: Let $\Sigma, \Sigma_d, E_0, r_0$ be as in Lemma II.1.1. If $\sup_{\mathcal{B}_{C_4 r_0}} |A|^2 \leq 4C_1^2 r_0^{-2}$ and $\eta \subset B_{2r_0} \cap \Sigma$ connects points in ∂B_{2r_0} above and below E_0 , then $\eta \subset \mathcal{B}_{C_4 r_0}$.

Proof. Let $\Sigma_{2r_0}(\eta)$ be the component of $B_{2r_0} \cap \Sigma$ containing η . By the maximum principle, $\Sigma_{2r_0}(\eta)$ is a disk and so $\partial\Sigma_{2r_0}(\eta)$ must pass through E_0 (to connect the points on opposite sides of E_0). Hence, by Lemma II.1.1, $\Sigma_{2r_0}(\eta) \subset \Sigma_{0, C_s r_0}$. Finally, by Lemma II.2.1, $\Sigma_{0, C_s r_0} \subset \mathcal{B}_{C_4 r_0}$, giving the corollary. \square

Proof. (of Theorem I.0.10). Fix $\epsilon > 0$ with $\epsilon < \min\{\epsilon_0, \epsilon_s\}$ (ϵ_0 given by Proposition II.1.3 and ϵ_s from Lemma II.1.1). Choose N_0, R_0 large so that Proposition II.1.3 gives “the other half” Σ_2 . If Σ_1 comes from an intrinsic blow up point, then it follows from Lemma II.1.1, that there are short curves connecting Σ_1 and Σ_2 . While it is a priori not clear that every multi-valued graph arises this way, Theorem II.2.2 implies that every multi-valued graph is intrinsically near one of these. We use this below to produce the short curves σ_θ in general.

Suppose that no σ_θ with length $\leq C$ exists for some θ ; we get $y_i \in \{x_1^2 + x_2^2 = 1\} \cap \Sigma_i$ for $i = 1, 2$ with $\text{dist}_\Sigma(y_1, y_2) > C$ and so y_1, y_2 are in consecutive sheets of Σ (i.e., y_1 and y_2 can be connected by a segment parallel to the x_3 -axis which does not otherwise intersect Σ). See fig. 19. We will get a contradiction from this for C large.

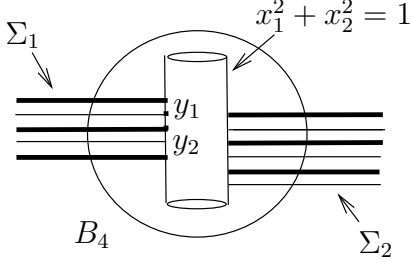


FIGURE 19. If Theorem I.0.10 fails, then there are points $y_1 \in \Sigma_1$ and $y_2 \in \Sigma_2$ in consecutive sheets which are intrinsically far apart.

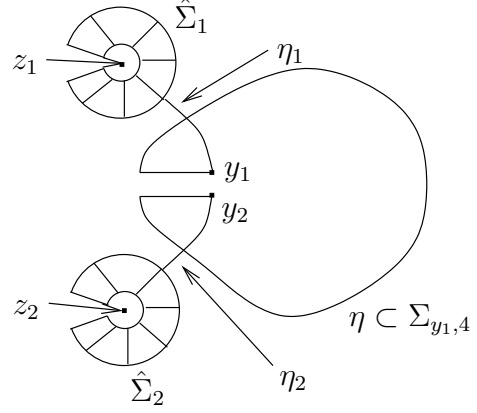


FIGURE 20. Proof of Theorem I.0.10. The blowup points z_1, z_2 and the corresponding multi-valued graphs $\hat{\Sigma}_1, \hat{\Sigma}_2$ and the curves η_i connecting y_i with $\hat{\Sigma}_i$.

Since $\partial\Sigma_{y_1,4}$ is a simple closed curve, it must pass through $E \setminus \Sigma_1$. See fig. 20. Therefore, since Σ_2 is the only other part of Σ in E , we can connect Σ_1 and Σ_2 by a curve in $\partial\Sigma_{y_1,4}$. Connecting the endpoints of this curve to y_1 and y_2 gives a curve $\eta \subset \Sigma_{y_1,4}$ from y_1 to y_2 . Since $\mathcal{B}_4(y_i)$ is not a graph, $\sup_{\mathcal{B}_4(y_i)} |A|^2 \geq C_0 > 0$. Let C_1, C_2 (depending on ϵ and some fixed $N > 6$) be given by Theorem II.2.2 and $C_4 = C_4(C_1)$ given by Corollary IV.0.10. Lemma II.2.3 gives pairs (z_i, s_i) satisfying (II.2.4) with $\mathcal{B}_{C_4 s_i}(z_i) \subset \mathcal{B}_{C'}(y_i)$ where C' does not depend on C . Let $\hat{\Sigma}_1, \hat{\Sigma}_2$ be the multi-valued graphs given by Theorem II.2.2 and \hat{E}_i the regions between the sheets. Since $\text{dist}_\Sigma(z_i, \hat{\Sigma}_i) \leq 2s_i$, we can choose curves η_i from y_i to $\mathcal{B}_{2s_i}(z_i) \cap \hat{\Sigma}_i$ with length $\leq C'$. Combining Corollary IV.0.10, $\text{Length}(\eta_i) \leq C'$, and $\text{dist}_\Sigma(y_1, y_2) > C$, it is easy to see that, for C large, η_1 intersects only one side of $\hat{E}_2 \cup B_{2s_2}(z_2)$; similarly, η_2 intersects only one side of $\hat{E}_1 \cup B_{2s_1}(z_1)$.

We will next find a third pair (z_3, s_3) satisfying (II.2.4) which is between $\hat{E}_1 \cup B_{2s_1}(z_1)$ and $\hat{E}_2 \cup B_{2s_2}(z_2)$ but which is intrinsically far from η_1, η_2 ; Corollary IV.0.10 will then give a contradiction. Since $\text{dist}_\Sigma(\eta_1, \eta_2) > C - 2C'$, η_1 intersects only one side of $\hat{E}_2 \cup B_{2s_2}(z_2)$, η_2 intersects only one side of $\hat{E}_1 \cup B_{2s_1}(z_1)$, and $\eta \subset \Sigma_{y_1,4}$ connects y_1, y_2 , it is easy to see that there is a point $y_3 \in \Sigma_{y_1,4}$ with $\text{dist}_\Sigma(y_3, \{\eta_1, \eta_2\}) > (C - 2C')/2$ and so y_3 is between $\hat{E}_1 \cup B_{2s_1}(z_1)$ and $\hat{E}_2 \cup B_{2s_2}(z_2)$. (This last condition means that there is a curve η_{y_3} from $B_{2s_1}(z_1)$ to $B_{2s_2}(z_2)$ so $y_3 \in \eta_{y_3}$ and η_{y_3} intersects only one side of each of $\hat{E}_1 \cup B_{2s_1}(z_1)$, $\hat{E}_2 \cup B_{2s_2}(z_2)$.) As above, Lemma II.2.3 gives a pair (z_3, s_3) satisfying (II.2.4) with $\mathcal{B}_{C_4 s_3}(z_3) \subset \mathcal{B}_{C'}(y_3)$ and then Theorem II.2.2 gives corresponding $\hat{\Sigma}_3, \hat{E}_3$. Since C' does not depend on C , we can assume that

$$\text{dist}_\Sigma(z_3, \{\eta_1, \eta_2\}) > C/4. \quad (\text{IV.0.11})$$

It follows easily from Corollary IV.0.10 that \hat{E}_3 is between \hat{E}_1 and \hat{E}_2 (since $\hat{\Sigma}_3$ is close to y_3 and y_3 is far from $\hat{\Sigma}_1, \hat{\Sigma}_2$). Moreover, it is easy to see that at least one of η_1, η_2 must

intersect both sides of $\hat{E}_3 \cup B_{2s_3}(z_3)$ and, therefore, Corollary IV.0.10 gives

$$\text{dist}_\Sigma(\hat{\Sigma}_3, \{\eta_1, \eta_2\}) \leq C'' \quad (\text{IV.0.12})$$

(C'' independent of C). For C large, (IV.0.11) contradicts (IV.0.12), giving the theorem. \square

APPENDIX A. ONE-SIDED REIFENBERG CONDITION AND CURVATURE ESTIMATES

We will show here curvature estimates for minimal hyper-surfaces, $\Sigma^{n-1} \subset M^n$, which on all sufficiently small scales lie on one side of, but come close to, a hyper-surface with small curvature. Such a minimal hyper-surface is said to satisfy the *one-sided Reifenberg condition*. Note that no assumption on the topology is made. Inspired by the classical Reifenberg condition (cf. [ChC] and references therein) we make the definition:

Definition A.1. A subset, Γ , of M^n satisfies the (δ, r_0) -one-sided Reifenberg condition at $x \in \Gamma$ if for every $0 < \sigma \leq r_0$ and every $y \in B_{r_0-\sigma}(x) \cap \Gamma$, there is a connected hyper-surface, $L_{y,\sigma}^{n-1}$, with $\partial L_{y,\sigma} \subset \partial B_\sigma(y)$,

$$B_{\delta\sigma}(y) \cap L_{y,\sigma} \neq \emptyset, \quad \sup_{B_\sigma(y) \cap L} |A_L|^2 \leq \delta^2 \sigma^{-2}, \quad (\text{A.2})$$

and the component of $B_\sigma(y) \cap \bar{\Gamma}$ through y lies on one side of $L_{y,\sigma}$.

Lemma A.3. There exist $r_1(i_0, k, n) > 0$, $0 < \epsilon_0 < 1$, $C = C(n)$ so for $\epsilon \leq \epsilon_0$, $r_0 \leq r_1$: If $z \in \Sigma^{n-1} \subset B_{r_0} = B_{r_0}(z) \subset M^n$ is an embedded minimal hyper-surface, $\partial \Sigma \subset \partial B_{r_0}$, and there is a connected hyper-surface, L^{n-1} , with $\partial L \subset \partial B_{r_0}$, $B_{\epsilon r_0} \cap L \neq \emptyset$

$$\sup_{B_{r_0} \cap L} |A_L|^2 \leq \epsilon^2 r_0^{-2}, \quad (\text{A.4})$$

$$\sup_{B_{r_0} \cap \Sigma} |A|^2 \leq \epsilon_0^2 r_0^{-2}, \quad (\text{A.5})$$

and $B_{r_0} \cap \Sigma$ lies on one side of L , then $|A(z)|^2 \leq C \epsilon^2 r_0^{-2}$.

Proof. We will prove this for $B_{r_0} = B_{r_0}(0) \subset \mathbf{R}^n$ ($z = 0$, $r_1 = \infty$); the general case is similar (cf. [CM1]). Choose $\epsilon_0 > 0$ so: If $\mathcal{B}_{2s}(y) \subset \Sigma$, $s \sup_{\mathcal{B}_{2s}(y)} |A| \leq 4\epsilon_0$, and $t \leq 9s/5$, then $\in \Sigma_{y,t}$ is a graph over $T_y \Sigma$ with gradient $\leq t/s$ and

$$\inf_{y' \in \mathcal{B}_{2s}(y)} |y' - y| / \text{dist}_\Sigma(y, y') > 9/10. \quad (\text{A.6})$$

Using $B_{\epsilon r_0} \cap L \neq \emptyset$, let $L_{\frac{r_0}{2}}$ be a component of $B_{\frac{r_0}{2}} \cap L$ containing some $y_L \in B_{\epsilon r_0} \cap L$. By (A.4) and (A.6), $L_{\frac{r_0}{2}} \subset \mathcal{B}_{\frac{3r_0}{4}}(y_L)$. Hence, by (A.4), we can rotate so $L_{\frac{r_0}{2}}$ is a graph over $\{x_n = 0\}$ with $|\nabla_L x_n| \leq \epsilon$ and $|x_n(L)| \leq 4\epsilon r_0$. Since $L \cap \Sigma = \emptyset$, $x_n + 4\epsilon r_0 > 0$ is harmonic on $\mathcal{B}_{\frac{r_0}{4}} \subset \Sigma$. By (A.5), the Harnack inequality (and $0 \in \Sigma$) yields $C = C(n)$ so

$$0 < \sup_{\mathcal{B}_{\frac{r_0}{6}}} (x_n + 4\epsilon r_0) \leq C \inf_{\mathcal{B}_{\frac{r_0}{6}}} (x_n + 4\epsilon r_0) \leq 4C\epsilon r_0. \quad (\text{A.7})$$

Since $\mathcal{B}_{\frac{r_0}{2}}$ is a graph with bounded gradient, elliptic estimates give

$$\int_{\mathcal{B}_{\frac{r_0}{8}}} |A|^2 \leq C' r_0^{-4} \int_{\mathcal{B}_{\frac{r_0}{6}}} |x_n|^2, \quad (\text{A.8})$$

where $C' = C'(n)$. Combining (A.7) and (A.8), the lemma follows from the mean value inequality since $\Delta|A|^2 \geq -2|A|^4$ (see [CM1]). \square

Theorem A.9. (Curvature estimate). There exist $\epsilon_1(i_0, k, n), r_1(i_0, k, n) > 0$ so: If $r_0 \leq r_1$, $\Sigma^{n-1} \subset B_{r_0} = B_{r_0}(x) \subset M^n$ is an embedded minimal hyper-surface, $\partial\Sigma \subset \partial B_{r_0}$, and Σ satisfies the (ϵ_1, r_0) -one-sided Reifenberg condition at x , then $\sup_{B_{r_0-\sigma} \cap \Sigma} |A|^2 \leq \sigma^{-2}$ for $0 < \sigma \leq r_0$.

Proof. Take $r_1 > 0$ as in Lemma A.3, and set $F = (r_0 - r)^2 |A|^2$. Since $F \geq 0$, $F|_{\partial B_{r_0} \cap \Sigma} = 0$, and Σ is compact, F achieves its supremum at $y \in \partial B_{r_0-\sigma} \cap \Sigma$ with $0 < \sigma \leq r_0$. If $F \leq 1$, the theorem follows trivially. Hence, we may suppose $F(y) = \sup_{B_{r_0} \cap \Sigma} F > 1$. With $\epsilon_0 \leq 1$ as in Lemma A.3, define $s > 0$ by $s^2 |A(y)|^2 = \epsilon_0^2/4$. Since $F(y) = \sigma^2 |A(y)|^2 > 1$ and $\epsilon_0 \leq 1$, we have $2s < \sigma$. Since $F(y) > 1$,

$$\sup_{B_s(y) \cap \Sigma} \left(\frac{\sigma}{2}\right)^2 |A|^2 \leq \sup_{B_{\frac{\sigma}{2}}(y) \cap \Sigma} \left(\frac{\sigma}{2}\right)^2 |A|^2 \leq \sup_{B_{\frac{\sigma}{2}}(y) \cap \Sigma} F = \sigma^2 |A(y)|^2. \quad (\text{A.10})$$

Multiplying (A.10) by $4s^2/\sigma^2$ gives $\sup_{B_s(y) \cap \Sigma} s^2 |A|^2 \leq \epsilon_0^2$. Hence, the (ϵ_1, r_0) -one-sided Reifenberg assumption, Lemma A.3 contradicting the choice of s if $C\epsilon_1^2 < \epsilon_0^2/4$. Therefore, $F \leq 1$ for this ϵ_1 , and the theorem follows. \square

Letting $r_0 \rightarrow \infty$ in Theorem A.9 gives the Bernstein type result:

Corollary A.11. There exists $\epsilon(n) > 0$ so any connected properly embedded minimal hyper-surface satisfying the (ϵ, ∞) -one-sided Reifenberg condition is a hyper-plane.

We close by giving a condition which implies the one-sided Reifenberg condition. Its proof (left to the reader) relies on a simple barrier argument (as in the proof of Corollary 0.4).

Lemma A.12. There exist $\epsilon_0(i_0, k), r_1(i_0, k) > 0$, $c(i_0, k) \geq 1$ so: Let $\Sigma^2 \subset B_{r_0} = B_{r_0}(x) \subset M^3$ be an embedded minimal disk, $\partial\Sigma \subset \partial B_{r_0}$, and $r_0 \leq r_1$. If for some $\epsilon < \epsilon_0$, all $\sigma < r_0$ and all $y \in B_{r_0-\sigma} \cap \Sigma$ there is a minimal surface $\Sigma_{y,\sigma} \subset B_\sigma(y) \setminus \Sigma$ with $\partial\Sigma_{y,\sigma} \subset \partial B_\sigma(y)$ and $\Sigma_{y,\sigma} \cap B_{\epsilon\sigma}(y) \neq \emptyset$, then Σ satisfies the $(c\epsilon, r_0)$ -one-sided Reifenberg condition at x .

APPENDIX B. LAMINATIONS

A codimension one *lamination* on a 3-manifold M^3 is a collection \mathcal{L} of smooth disjoint surfaces (called leaves) such that $\cup_{\Lambda \in \mathcal{L}} \Lambda$ is closed. Moreover, for each $x \in M$ there exists an open neighborhood U of x and a coordinate chart, (U, Φ) , with $\Phi(U) \subset \mathbf{R}^3$ so in these coordinates the leaves in \mathcal{L} pass through $\Phi(U)$ in slices of the form $(\mathbf{R} \times \{t\}) \cap \Phi(U)$. A *foliation* is a lamination for which the union of the leaves is all of M and a *minimal lamination* is a lamination whose leaves are minimal. Finally, a sequence of laminations is said to converge if the corresponding coordinate maps converge. Note that any (compact) embedded surface (connected or not) is a lamination.

Proposition B.1. Let M^3 be a fixed 3-manifold. If $\mathcal{L}_i \subset B_{2R}(x) \subset M$ is a sequence of minimal laminations with uniformly bounded curvatures (where each leaf has boundary contained in $\partial B_{2R}(x)$), then a subsequence, \mathcal{L}_j , converges in the C^α topology for any $\alpha < 1$ to a (Lipschitz) lamination \mathcal{L} in $B_R(x)$ with minimal leaves.

Proof. For convenience we will assume that each lamination \mathcal{L}_i has only finitely many leaves where the number of leaves may depend on i . This is all that is needed in the application of this proposition anyway. Fix $x_0 \in B_R(x)$. The proposition will follow once we construct uniform coordinate charts Φ_i on a ball $B_{r_0} = B_{r_0}(x_0)$, where $4r_0 \leq R$ is to be chosen.

By assumption, there exists C so that $\sup_{B_{4r_0} \cap \Lambda} |A|^2 \leq C r_0^{-2}$ for each i and every $\Lambda \in \mathcal{L}_i$.

Replacing $r_0 > 0$ with a smaller radius, we may assume that $C > 0$ and $r_0 \sqrt{k}$ are as small as we wish and $r_0 < \frac{i_0}{2}$ (i_0 being the injectivity radius and k a bound for the curvature of M in B_{4r_0}). In fact, if (x_1, x_2, x_3) are exponential normal coordinates centered at x_0 on B_{r_0} , then $\cup_{\Lambda \in \mathcal{L}_i} B_{r_0} \cap \Lambda$ gives a sequence of disconnected small curvature surfaces in these coordinates. By standard estimates for normal coordinates, the curvature is also small with respect to the Euclidean metric. Going to a further subsequence (possibly with r_0 even smaller), for each i every sheet of $\cup_{\Lambda \in \mathcal{L}_i} B_{2r_0}(0) \cap \Lambda$ is a graph with small gradient over a subset of the $\mathbf{R}^2 \times \{0\}$ plane containing a ball of radius r_0 centered at the origin.

We claim that, in this ball, the sequence of laminations converges in the C^α topology to a lamination for any $\alpha < 1$. The coordinate chart Φ required by the definition of a lamination will be given by the Arzela-Ascoli theorem as a limit of a sequence of bi-Lipschitz maps $\Phi_i : (x_j)_j \rightarrow \mathbf{R}^3$ with bi-Lipschitz constants close to one and defined on a slightly smaller concentric ball B_{sr_0} for some $s > 0$ to be determined. Furthermore, we will show that for each i fixed $\Phi_i^{-1}(B_{sr_0} \cap \cup_{\Lambda \in \mathcal{L}_i} \Lambda)$ is the union of planes which are each parallel to $\mathbf{R}^2 \times \{0\} \subset \mathbf{R}^3$; cf. [So].

Set $\Phi_i^{-1}(y_1, y_2, y_3) = (y_1, y_2, \phi_i(y_1, y_2, y_3))$, where ϕ_i is defined as follows: Order the sheets of $B_{2r_0}(0) \cap \cup_{\Lambda \in \mathcal{L}_i} \Lambda$ as $\Lambda_{i,k}$ for $k = 1, \dots$ by increasing values of x_3 and let $\Lambda_{i,k}$ be the graph of the function $f_{i,k}$ over (part of) the $\mathbf{R}^2 \times \{0\}$ plane. The domain of $f_{i,k}$ contains the ball of radius r_0 around the origin in the $\mathbf{R}^2 \times \{0\}$ plane. With slight abuse of notation, we will also denote balls in $\mathbf{R}^2 \times \{0\}$ with radius t and center 0 by B_t . Set $w_{i,k} = f_{i,k+1} - f_{i,k}$. In the next equation, Δ , ∇ , and div will be with respect to the Euclidean metric on $\mathbf{R}^2 \times \{0\}$. By a standard computation (cf. [Si], (7) on p. 333 or chapter 1 of [CM1]),

$$\Delta w_{i,k} = \text{div}(a \nabla w_{i,k}) + b \nabla w_{i,k} + c w_{i,k}. \quad (\text{B.2})$$

Here a is a matrix valued function, b is a vector valued function and c is a function. Although a , b , and c depend on i , their scale invariant norms are small when C and $\sqrt{k} r_0$ are. By (B.2), the Schauder estimates and Harnack inequality (e.g., 6.2 and 8.20 of [GiTr]) applied to the positive function $w_{i,k}$ give

$$sr_0 \sup_{B_{sr_0}} |\nabla w_{i,k}| \leq C \sup_{B_{2sr_0}} w_{i,k} \leq \exp(\epsilon_a s^\beta) \inf_{B_{2sr_0}} w_{i,k}. \quad (\text{B.3})$$

Where ϵ_a and $\beta > 0$ depend on the scale invariant norms of a, b , and c . Set $\mathbf{M}_{i,k} = f_{i,k}(0)$. In the region $\{(y_1, y_2, y_3) \in B_{r_0} \times [\mathbf{M}_{i,k}, \mathbf{M}_{i,k+1}]\}$, define ϕ_i by

$$\phi_i(y_1, y_2, y_3) = f_{i,k}(y_1, y_2) + \frac{y_3 - \mathbf{M}_{i,k}}{\mathbf{M}_{i,k+1} - \mathbf{M}_{i,k}} w_{i,k}(y_1, y_2). \quad (\text{B.4})$$

Hence

$$\nabla \phi_i = \nabla f_{i,k} + \frac{y_3 - \mathbf{M}_{i,k}}{\mathbf{M}_{i,k+1} - \mathbf{M}_{i,k}} \nabla w_{i,k} + \frac{w_{i,k}}{\mathbf{M}_{i,k+1} - \mathbf{M}_{i,k}} \frac{\partial}{\partial y_3}. \quad (\text{B.5})$$

It follows easily from (B.3) and (B.5) that for each i the map Φ_i restricted to $B_{sr_0}(0) \subset \mathbf{R}^3$ is bi-Lipschitz with bi-Lipschitz constant close to one if s is sufficiently small. By the Arzela-Ascoli theorem, a subsequence of Φ_i converges in the C^α topology for any $\alpha < 1$ to a Lipschitz coordinate chart Φ with the properties that are required. The leaves in B_{r_0} are $C^{1,\alpha}$ limits of minimal graphs with bounded gradient, and hence minimal by elliptic regularity. \square

Trivial examples show that the Lipschitz regularity above is optimal.

APPENDIX C. A STANDARD CONSEQUENCE OF THE MAXIMUM PRINCIPLE

Using the maximum principle and the convexity of small extrinsic balls we can bound the topology of the intersection of a minimal surface with a ball:

Lemma C.1. Let $\Sigma^2 \subset M^n$ be an immersed minimal surface, $\partial\Sigma \subset \partial B_{r_0}(x)$, $K_{M^n} \leq k$, and injectivity radius of $M \geq i_0$. If $r_0 < \min\{\frac{i_0}{4}, \frac{\pi}{4\sqrt{k}}\}$, $B_t(y) \subset B_{r_0}(x)$, and $\gamma \subset B_t(y) \cap \Sigma$ is a closed one-cycle homologous to zero in $B_{r_0}(x) \cap \Sigma$, then γ is homologous to zero in $B_t(y) \cap \Sigma$.

Proof. Apply the maximum principle to $f = \text{dist}_M^2(y, \cdot)$ on the 2-current that γ bounds. \square

By Lemma C.1, if $y \in B_t(x) \cap \Sigma$ is connected, then $\chi(B_s(y) \cap \Sigma) \geq \chi(B_t(x) \cap \Sigma)$ for $s + \text{dist}_M(x, y) \leq t < \min\{\frac{i_0}{4}, \frac{\pi}{4\sqrt{k}}\}$. (The Euler characteristic is monotone.)

APPENDIX D. A GENERALIZATION OF PROPOSITION II.1.3

In [CM6], the next proposition is needed when we deal with the analog of the genus one helicoid (cf. [HoKrWe]) where Σ (as above (II.1.2)) is not a disk. The *genus* of a surface Σ ($\text{gen}(\Sigma)$) is the genus of the closed surface given by adding a disk to each boundary circle.

Proposition D.1. There exist C_0, ϵ_0 so if $0 \in \Sigma$, $\partial\Sigma$ is connected, $\text{gen}(\Sigma) = \text{gen}(\Sigma_{0,r_1})$, $R \geq C_0 r_1$, and $\epsilon_0 \geq \epsilon$, then $E_1 \cap \Sigma \setminus \Sigma_1$ is an (oppositely oriented) N -valued graph Σ_2 .

Proof. Note that, by the maximum principle and elementary topology (as in part I of [CM5]), $\Sigma \setminus \Sigma_{0,t}$ is an annulus for $r_1 \leq t < 4R$. The proof now follows that of Proposition II.1.3.

First, (a slight extension of) the “estimate between the sheets” given in theorem III.2.4 of [CM3] gives ϵ_0 so that $E_1 \cap \Sigma$ is locally graphical (this extension uses that $\Sigma \setminus \Sigma_{0,r_1}$ is an annulus instead of that Σ is a disk; the proof of this extension is outlined in appendix A of [CM8]). As before, we get the second (oppositely oriented) multi-valued graph $\Sigma_2 \subset \Sigma$.

Second, we argue by contradiction to show that there are no other components of $E_1 \cap \Sigma$. Fix σ_1, σ_2 as before. The proof of Lemma II.1.1 applies virtually without change (since at least one of Σ_a, Σ_b must be a disk), so σ_1 and σ_2 connect in Σ_{0,C_sr_1} . Hence, $\sigma_0 \subset \partial\Sigma_{0,C_sr_1}$ connects σ_1 and σ_2 . Replace σ_i with $\sigma_i \setminus B_{C_sr_1}$, so that $\sigma_0 \cup \sigma_1 \cup \sigma_2 \subset \Sigma \setminus \Sigma_{0,r_1}$ is a simple curve and $\partial(\sigma_0 \cup \sigma_1 \cup \sigma_2) \subset \partial\Sigma_{0,R}$. Let $\hat{\Sigma}$ be the component of $\Sigma_{0,R} \setminus (\sigma_0 \cup \sigma_1 \cup \sigma_2)$ which does not intersect Σ_{0,r_1} . It follows that $\hat{\Sigma}$ has genus zero and connected boundary; i.e., it is a disk. Solve as above for the stable disk Γ with $\partial\Gamma = \partial\hat{\Sigma}$ so Γ contains two disjoint $(N/2 - 1)$ -valued graphs in E_1 which spiral together. For R/r_1 large, Proposition I.0.11 gives the point of large curvature, contradicting the curvature estimate for stable surfaces. \square

REFERENCES

- [ChC] J. Cheeger and T. H. Colding, On the Structure of Spaces with Ricci Curvature Bounded Below; I, *Jour. of Diff. Geometry* 46 (1997) 406-480.
- [CM1] T.H. Colding and W.P. Minicozzi II, Minimal surfaces, Courant Lecture Notes in Math., v. 4, 1999.
- [CM2] T.H. Colding and W.P. Minicozzi II, Estimates for parametric elliptic integrands, *International Mathematics Research Notices*, no. 6 (2002) 291-297.
- [CM3] T.H. Colding and W.P. Minicozzi II, The space of embedded minimal surfaces of fixed genus in a 3-manifold I; Estimates off the axis for disks, preprint (2001).
- [CM4] T.H. Colding and W.P. Minicozzi II, The space of embedded minimal surfaces of fixed genus in a 3-manifold II; Multi-valued graphs in disks, preprint (2001).
- [CM5] T.H. Colding and W.P. Minicozzi II, The space of embedded minimal surfaces of fixed genus in a 3-manifold III; Planar domains, preprint.
- [CM6] T.H. Colding and W.P. Minicozzi II, The space of embedded minimal surfaces of fixed genus in a 3-manifold V; Fixed genus, in preparation.
- [CM7] T.H. Colding and W.P. Minicozzi II, Multi-valued minimal graphs and properness of disks, *International Mathematics Research Notices*, no. 21 (2002) 1111-1127.
- [CM8] T.H. Colding and W.P. Minicozzi II, On the structure of embedded minimal annuli, *International Mathematics Research Notices*, no. 29 (2002) 1539-1552.
- [CM9] T.H. Colding and W.P. Minicozzi II, Minimal annuli with and without slits, *Jour. of Symplectic Geometry*, vol. 1, issue 1 (2002) 47-62.
- [CM10] T.H. Colding and W.P. Minicozzi II, Complete properly embedded minimal surfaces in \mathbf{R}^3 , *Duke Math. J.* 107 (2001), no. 2, 421-426.
- [CM11] T.H. Colding and W.P. Minicozzi II, Convergence of embedded minimal surfaces without area bounds in three manifolds, *C.R. Acad. Sci. Paris* t. 327, Série I (1998) 765-770.
- [CM12] T.H. Colding and W.P. Minicozzi II, Removable singularities for minimal limit laminations, *C.R. Acad. Sci. Paris* t. 331, Série I (2000) 465-468.
- [CM13] T.H. Colding and W.P. Minicozzi II, Embedded minimal disks, To appear in The Proceedings of the Clay Mathematics Institute Summer School on the Global Theory of Minimal Surfaces. MSRI.
- [CM14] T.H. Colding and W.P. Minicozzi II, Disks that are double spiral staircases, preprint 2002.
- [CM15] T.H. Colding and W.P. Minicozzi II, Proper versus nonproper - global versus local; Embeddings of minimal disks, preprint 2002.
- [GiTr] D. Gilbarg and N. Trudinger, Elliptic Partial Differential Equations of Second Order, Springer Verlag, 2nd Ed., 1983.
- [HoKrWe] D. Hoffman, H. Karcher, and F. Wei, Adding handles to the helicoid, *Bull. Amer. Math. Soc.* (N.S.) 29 (1993), no. 1, 77-84.
- [MeRo] W. Meeks III and H. Rosenberg, The uniqueness of the helicoid and the asymptotic geometry of properly embedded minimal surfaces with finite topology, preprint.
- [MeYa] W. Meeks III and S. T. Yau, The existence of embedded minimal surfaces and the problem of uniqueness, *Math. Zeit.* 179 (1982) 151-168.
- [Sc] R. Schoen, Estimates for stable minimal surfaces in three-dimensional manifolds, Seminar on Minimal submanifolds, *Ann. of Math. Studies*, v. 103, Princeton University Press (1983).
- [Si] L. Simon, A strict maximum principle for area minimizing hypersurfaces, *Jour. of Diff. Geom.* 26 (1987) 327-335.
- [So] B. Solomon, On foliations of \mathbf{R}^{n+1} by minimal hypersurfaces, *Comm. Math. Helv.* 61 (1986) 67-83.

COURANT INSTITUTE OF MATHEMATICAL SCIENCES AND PRINCETON UNIVERSITY, 251 MERCER STREET, NEW YORK, NY 10012 AND FINE HALL, WASHINGTON RD., PRINCETON, NJ 08544-1000

DEPARTMENT OF MATHEMATICS, JOHNS HOPKINS UNIVERSITY, 3400 N. CHARLES ST., BALTIMORE, MD 21218

E-mail address: colding@cims.nyu.edu and minicozz@math.jhu.edu