

A tropical calculation of the Welschinger invariants of real toric Del Pezzo surfaces

E. Shustin*

Abstract

The Welschinger invariants of real rational algebraic surfaces are natural analogues of the Gromov-Witten invariants. We establish a tropical formula to calculate the Welschinger invariants of real toric Del Pezzo surfaces for any conjugation-invariant configuration of points. The formula expresses the Welschinger invariants via the total multiplicity of certain tropical curves (non-Archimedean amoebas) passing through generic configurations of points, and then via the total multiplicity of some lattice path in the convex lattice polygon associated with a given surface. We also present the results of computation of Welschinger invariants, obtained jointly with I. Itenberg and V. Kharlamov.

Introduction

One of the typical questions of the real enumerative geometry is: for a real algebraic surface Σ , how many real rational curves in an ample linear system $|D|$ pass through a conjugation-invariant configuration of $-K_\Sigma D - 1$ distinct generic points in Σ ? Similarly to the complex case, where the answer is given by Gromov-Witten invariants, the recently discovered Welschinger invariants [15, 16] appear to be an ultimate tool to handle the question over the reals. In particular, they led to non-trivial positive lower bounds for the numbers in question, provided that the configuration consisted of only real points [3].

So far no closed or recursive formula is found for the Welschinger invariants, and the tropical enumerative geometry [8, 9, 12] provides the only known approach to compute them. In the present paper we express the Welschinger invariants for configurations of real and imaginary conjugate points on real toric Del Pezzo surfaces via the number of certain subdivisions of the corresponding convex lattice polygons.

Welschinger invariants. Let Σ be \mathbb{P}^2 , or the hyperboloid $(\mathbb{P}^1)^2$, or the plane \mathbb{P}_k^2 blown up at k generic real points, equipped with the standard real structure. Let

**Mathematics Subject Classification:* Primary 14H15. Secondary 12J25, 14H20, 14M25, 14N10

D be an ample divisor on Σ , and let the non-negative integers r', r'' satisfy

$$r' + 2r'' = -K_\Sigma D - 1 . \quad (0.1)$$

Denote by $\Omega_{r''}(\Sigma, D)$ the set of configurations of $-K_\Sigma D - 1$ distinct points of Σ such that r' of them are real and the rest form r'' pairs of imaginary conjugate points. The Welschinger number $W_{r''}(\Sigma, D)$ is the sum of weights of all the real rational curves in $|D|$, passing through a generic configuration $\bar{p} \in \Omega_{r''}(\Sigma, D)$, where the weight of a real rational curve C is 1 if it has an even number of real solitary nodes, and is -1 otherwise. The surfaces Σ as above are the only toric surfaces, whose complex structure determines a symplectic structure which is generic in its deformation class, and thus, by Welschinger's theorem [15, 16], $W_{r''}(\Sigma, D)$ does not depend on the choice of a generic element $\bar{p} \in \Omega_{r''}(\Sigma, D)$ (a simple proof of this fact can be found in [4]). The importance of the Welschinger invariant comes from an immediate inequality

$$|W_{r''}(\Sigma, D)| \leq R_{\Sigma, D}(\bar{p}) \leq N_{\Sigma, D} , \quad (0.2)$$

where $R_{\Sigma, D}(\bar{p})$ is the number of real rational curves in $|D|$ passing through any generic configuration $\bar{p} \in \Omega_{r''}(\Sigma, D)$, and $N_{\Sigma, D}$ is the number of complex rational curves in $|D|$, passing through generic $-K_\Sigma D - 1$ points in Σ . We should notice that even the existence of a positive lower bound for $R_{\Sigma, D}(\bar{p})$ was not reached by any other method, beginning with the case of plane quartics.

A tropical calculation of the Welschinger invariant. Our approach to calculating the Welschinger invariant is quite similar to that in [3], and it heavily relies on the enumerative tropical algebraic geometry developed in [8, 9, 12]. More precisely, we replace the complex field \mathbb{C} by the field $\mathbb{K} = \bigcup_{m \geq 1} \mathbb{C}\{\{t^{1/m}\}\}$ of the complex convergent Puiseux series equipped with the standard complex conjugation and with a non-Archimedean valuation

$$\text{Val} : \mathbb{K}^* \rightarrow \mathbb{R}, \quad \text{Val} \left(\sum_k a_k t^k \right) = -\min\{k : a_k \neq 0\} .$$

A rational curve over $\mathbb{K}_{\mathbb{R}}$ passing through a generic configuration $\bar{p} \in \Omega_{r''}(\Sigma_{\mathbb{K}}, D)$ is represented as an equisingular family of real rational curves in Σ over the punctured disc, and its limit at the disc center determines a tropical curve in \mathbb{R}^2 (called a *real rational tropical curve*), which passes through the configuration $\text{Val}(\bar{p}) \subset \mathbb{R}^2$.

Our first main result is Theorem 4 (section 3), which precisely describes the real rational tropical curves, passing through generic configurations of points in \mathbb{R}^2 , and, for any such real rational tropical curve A , determines the contribution to the

Welschinger invariant of all the real algebraic curves, projecting to A . The proof is based on the techniques of [12].

In the case of configurations, consisting of only real points, this result has been obtained in [9, 12]. We notice that an extension of the tropical formula to the case of configurations of real and imaginary conjugate points, requires some further development of the techniques of the tropical enumerative geometry, which we present in this paper. The principal difficulty in the latter case is that the configuration $\text{Val}(\bar{p})$ contains fewer points than \bar{p} , since a pair of conjugate points projects to the same point in \mathbb{R}^2 .

The second main result is Theorem 5 (section 4.2), which reduces the count of real rational tropical curves, passing through a generic configuration in \mathbb{R}^2 , to the count of the total weight of certain lattice paths in the convex lattice polygon corresponding to the divisor D . The weight of a lattice path is the sum of Welschinger numbers of certain subdivisions of the given polygon into convex lattice subpolygons, which can be produced from the lattice path in a finite combinatorial algorithm (section 4.2). Here we follow the Mikhalkin's idea to place the configuration $\text{Val}(\bar{p}) \subset \mathbb{R}^2$ on a straight line.

Applications. The tropical formula turns the computation of Welschinger invariants into a purely combinatorial problem on geometry of lattice paths and lattice subdivisions of convex lattice polygons. We present here some results, obtained in this way jointly with I. Itenberg and V. Kharlamov (see [5] for a detailed presentation and proofs). These results concern the positivity of Welschinger invariants, their monotone behavior with respect to the number imaginary points in configurations, and the asymptotics with respect to the growing degree of the divisor D . We formulate a few natural conjectures.

A. The positivity and monotonicity of the Welschinger invariant. The positivity of $W_0(\Sigma, D)$ for all real toric Del Pezzo surfaces and ample divisors D was shown in [3]. On the other hand, for plane cubics, $W_{r''}(\mathbb{P}^2, 3) = 8 - 2r''$, $r'' = 0, 1, 2, 3, 4$ (see details in section 4.3).

Theorem 1 (1) *The invariants $W_{r''}((\mathbb{P}^1)^2, D)$ are positive for all ample divisors D and all $r'' \geq 0$, satisfying (0.1).*

(2) *The following inequalities hold:*

(i) $W_0(\Sigma, D) > W_1(\Sigma, D) > W_2(\Sigma, D) > W_3(\Sigma, D)$, for $\Sigma = \mathbb{P}^2$, $(\mathbb{P}^1)^2$, \mathbb{P}_1^2 , or \mathbb{P}_2^2 , with D an ample divisor such that $D(D + K_\Sigma) \geq 0$;

(ii) $W_3(\mathbb{P}^2, D) > 0$, and $W_2(\Sigma, D) > 0$, for $\Sigma = \mathbb{P}_k^2$, $k = 1, 2, 3$, and an ample

divisor D .

Conjecture 1 *For a real unnodal Del Pezzo surface Σ and any ample divisor D on Σ , the Welschinger invariants $W_{r''}(\Sigma, D)$ are positive as $0 \leq r'' < [(-K_\Sigma D - 1)/2]$, and are non-negative for $r'' = [(-K_\Sigma D - 1)/2]$. Furthermore, they satisfy the monotonicity relation*

$$W_{r''}(\Sigma, D) \geq W_{r''+1}(\Sigma, D), \quad 0 \leq r'' < \left\lceil \frac{-K_\Sigma D - 1}{2} \right\rceil .$$

We notice that the monotonicity and non-negativity of Welschinger invariants are closely related, since, by [15], Theorem 2.2, the first difference of the function $r'' \mapsto W_{r''}(\Sigma, D)$ is twice the Welschinger invariant for the surface Σ blown up at one real point.

B. The asymptotics of the Welschinger invariants.

Theorem 2 *The Welschinger invariants of the plane satisfy the relation*

$$\lim_{n \rightarrow \infty} \frac{\log W_{r''}(\mathbb{P}^2, nL)}{n \log n} = \lim_{n \rightarrow \infty} \frac{\log N_{\mathbb{P}^2, nL}}{n \log n} = 3, \quad 0 \leq r'' \leq 3 . \quad (0.3)$$

For $\Sigma = (\mathbb{P}^1)^2$, or \mathbb{P}_k^2 , $1 \leq k \leq 3$, it holds that

$$\lim_{d \rightarrow \infty} \frac{\log W_{r''}(\Sigma, nD)}{n \log n} = \lim_{n \rightarrow \infty} \frac{\log N_{\Sigma, nD}}{n \log n} = -K_\Sigma D, \quad 0 \leq r'' \leq 2 . \quad (0.4)$$

This means that the number of real rational curves passing through any generic conjugation-invariant configuration of points in Σ , where r'' is bounded as in the assertion, is asymptotically equal to the number of all complex rational curves in the logarithmic scale.

We propose a natural extension of Theorem 2 to all Del Pezzo surfaces and other values of r'' :

Conjecture 2 *Let D be an ample divisor on a real unnodal Del Pezzo surface Σ . Then, for any fixed $r'' \geq 0$,*

$$\lim_{n \rightarrow \infty} \frac{\log W_{r''}(\Sigma, nD)}{n \log n} = \lim_{n \rightarrow \infty} \frac{\log N_{\Sigma, nD}}{n \log n} = -K_\Sigma D .$$

The following statement implies Conjecture 2 for the hyperboloid:

Theorem 3 *Let D be an ample divisor on $(\mathbb{P}^1)^2$ of bi-degree (a_1, a_2) , $0 < a_1 \leq a_2$, and let a sequence of positive integers $r''(n) < (a_1 + a_2)n$ satisfy $\lim_{n \rightarrow \infty} r''(n)/n = r''_0$. Then*

$$\liminf_{n \rightarrow \infty} \frac{\log W_{r''(n)}((\mathbb{P}^1)^2, nD)}{n \log n} \geq -K_{(\mathbb{P}^1)^2} D - r''_0 = 2a_1 + 2a_2 - r''_0 . \quad (0.5)$$

Organization of the material. The paper is structured as follows: in section 1 we introduce tropical algebraic curves, in section 2 we describe tropical limits of rational curves defined over the field $\mathbb{K}_{\mathbb{R}}$, in section 3 we prove the tropical formula for Welschinger invariants, in section 4 we obtain an explicit combinatorial description for Welschinger invariants via lattice paths and subdivisions of convex lattice polygons.

Acknowledgements. Part of this work was done during the author's stay at Universität Kaiserslautern, supported by the Hermann-Minkowski Minerva Center for Geometry at Tel Aviv University, and during the author's stay at the Mathematical Science Research Institute, Berkeley. The author is very grateful to the Hermann-Minkowski Minerva Center for its support, and to Universität Kaiserslautern and MSRI for the hospitality and excellent work conditions. I am grateful to I. Itenberg and V. Kharlamov for very valuable discussions.

1 Non-Archimedean amoebas and tropical curves

1.1 Basic definitions and notation

In sections 1 and 3 we assume that Δ is a non-degenerate lattice polygon in \mathbb{R}^2 , $\Sigma = \text{Tor}(\Delta)$ is a toric surface associated with Δ , and $|D|$ is the tautological linear system, generated by the monomials $x^i y^j$, $(i, j) \in \Delta \cap \mathbb{Z}^2$.

In particular, the surfaces \mathbb{P}^2 , $(\mathbb{P}^1)^2$, \mathbb{P}_k^2 , $k = 1, 2, 3$, are naturally associated with the polygons shown in Figure 1:

- the triangle $\text{Conv}\{(0, 0), (0, d), (d, 0)\}$, if $\Sigma = \mathbb{P}^2$, $\deg D = d$,
- the rectangle $\text{Conv}\{(0, 0), (d_2, 0), (d_2, d_1), (0, d_1)\}$, if $\Sigma = (\mathbb{P}^1)^2$, $\deg D = (d_1, d_2)$,
- the trapeze $\text{Conv}\{(0, 0), (d-d_1, 0), (d-d_1, d_1), (0, d)\}$ if $\Sigma = \mathbb{P}_1^2$, $D \sim dL - d_1E_1$,
- the pentagon $\text{Conv}\{(0, 0), (d-d_1, 0), (d-d_1, d_1), (d_2, d-d_2), (0, d-d_2)\}$, if $\Sigma = \mathbb{P}_2^2$, $D \sim dL - d_1E_1 - d_2E_2$,
- the hexagon $\text{Conv}\{(d_3, 0), (d-d_1, 0), (d-d_1, d_1), (d_2, d-d_2), (0, d-d_2), (0, d_3)\}$ if $\Sigma = \mathbb{P}_3^2$, $D \sim dL - d_1E_1 - d_2E_2 - d_3E_3$.

Observe that

$$r' + 2r'' = -K_{\Sigma}D - 1 = |\partial\Delta \cap \mathbb{Z}^2| - 1. \quad (1.6)$$

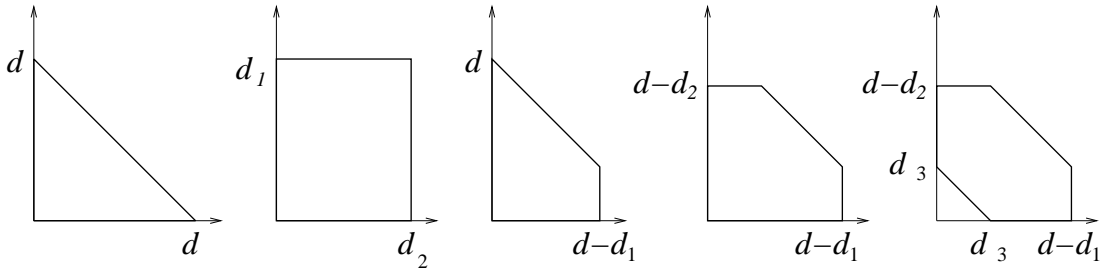


Figure 1: Polygons associated with \mathbb{P}^2 , $(\mathbb{P}^1)^2$, \mathbb{P}_1^2 , \mathbb{P}_2^2 , and \mathbb{P}_3^2

By Kapranov's theorem (see [2, 6, 7]) the amoeba A_C of a curve $C \in |D|_{\mathbb{K}}$, given by the equation

$$f(x, y) := \sum_{(i,j) \in \Delta} a_{ij} x^i y^j = 0 \quad (1.7)$$

with Δ as the Newton polygon of f , is the corner locus of the convex piece-wise linear function

$$N_f(x, y) = \max_{(i,j) \in \Delta \cap \mathbb{Z}^2} (xi + yj + v(a_{ij})), \quad x, y \in \mathbb{R}. \quad (1.8)$$

In particular, A_C is a planar graph with all vertices of valency ≥ 3 .

An amoeba A with Newton polygon Δ is called *reducible*, if A is the union of two amoebas $A', A'' \neq A$ with Newton polygons Δ', Δ'' such that $\Delta = \Delta' + \Delta''$ (Minkowski sum).

Take the convex hull $\tilde{\Delta}$ of the set $\{(i, j, -v(a_{ij})) \in \mathbb{R}^3 : (i, j) \in \Delta \cap \mathbb{Z}^2\}$ and define the function

$$\nu_f : \Delta \rightarrow \mathbb{R}, \quad \nu_f(x, y) = \min\{\gamma : (x, y, \gamma) \in \tilde{\Delta}\}. \quad (1.9)$$

This is a convex piece-wise linear function, whose linearity domains form a subdivision S_C^1 of Δ into convex lattice polygons $\Delta_1, \dots, \Delta_N$. The function ν_f is Legendre dual to N_f (see, for instance, [2]), and thus, the subdivision S_C is combinatorially dual to the pair (\mathbb{R}^2, A_C) .

We define the *tropical curve*, corresponding to the algebraic curve C , as a balanced graph, supported at A_C (cf. [2, 11]), i.e., this is the non-Archimedean amoeba A_C , whose edges are assigned weights equal to the lattice lengths² of the dual edges of S_C . The subdivision S_C can be uniquely restored from the tropical curve A_C [11].

¹Clearly, S_C does not depend on the choice of a polynomial f defining the curve C .

²We define the lattice length $|\sigma|$ of a segment σ with integral endpoints as $|\sigma \cap \mathbb{Z}^2| - 1$.

1.2 Rank of a tropical curve

Let A_C be a tropical curve with Newton polygon Δ . The set $\text{Iso}(A_C)$ of tropical curves with Newton polygon Δ , which are combinatorially isotopic to the given curve, can be described as follows. On the right-hand side of formula (1.8) we remove unnecessary linear functions and take the terms $v(a_{ij})$ in the remaining linear functions as variables, which should satisfy certain linear relations and inequalities, and which, after factorization by common shifts, parametrize a convex polyhedron. Its dimension is called the *rank* of the tropical curve A_C . Clearly, the rank of a tropical curve $\text{rk}(A_C)$ is bounded from below by the *virtual rank*

$$\text{rk}_{\text{vir}}(A_C) = |\pi_0(\mathbb{R}^2 \setminus A_C)| - 1 - \sum_{p \in V(A_C)} (V_p - 3),$$

where $V(A_C)$ is the set of vertices of A_C , and V_p is the valency of the vertex p . In terms of S_C ,

$$\text{rk}_{\text{vir}}(A_C) = \text{rk}_{\text{vir}}(S_C) = |V(S_C)| - 1 - \sum_{k=1}^N (|V(\Delta_k)| - 3),$$

where $V(S_C)$, $V(\Delta_k)$ are the sets of vertices of S_C and Δ_k , respectively.

Lemma 1.1 *Let $\mathbf{x}_1, \dots, \mathbf{x}_m$ be distinct generic points of \mathbb{Q}^2 , and a tropical curve $A' \in \text{Iso}(A_C)$ pass through them so that $\mathbf{x}_1, \dots, \mathbf{x}_k$ ($0 \leq k \leq m$) are vertices of A' . Then*

$$\sum_{1 \leq i \leq k} (V_{\mathbf{x}_i} - 1) + m - k \leq \text{rk}(A_C), \quad (1.10)$$

where $V_{\mathbf{x}_i}$ is the valency of the vertex \mathbf{x}_i of A' .

Proof. Any point \mathbf{x}_i , $1 \leq i \leq k$, uniquely determines up to a common shift all the coefficients $v(a_{ij})$ of the $V_{\mathbf{x}_i}$ linear functions $xi + yj + v(a_{ij})$ in (1.8) with value $N_f(\mathbf{x}_i)$ at \mathbf{x}_i . Furthermore, this determination is independent at all the points $\mathbf{x}_1, \dots, \mathbf{x}_k$, since they are generic. At last, each additional generic point on A' reduces the degree of freedom at least by one, and hence the (1.10) follows. \square

A maximal straight line interval, contained in A_C , is called an *extended edge* of A_C . The edges of A_C , forming an extended edge, are dual to a sequence of parallel edges of S_C ordered so that each two successive edges of this sequence belong to one polygon Δ_i . We say that an extended edge of A_C is dual to each of the edges of S_C in the corresponding sequence.

If a tropical curve $A' \in \text{Iso}(A_C)$ passes through some generic points of \mathbb{Q}^2 , which lie in certain vertices of A_C and in the interior of certain edges of A_C ; we

call the set of the corresponding vertices and extended edges of A_C a *basic* set of extended edges and vertices.

2 Tropicalization of real rational algebraic curves

We work over the field \mathbb{K} and its real subfield $\mathbb{K}_{\mathbb{R}} = \bigcup_{m \geq 1} \mathbb{R}\{t^{1/m}\}$.

2.1 Tropical limit

Fix some generic collections of points $\bar{\mathbf{x}}' = \{\mathbf{x}'_1, \dots, \mathbf{x}'_{r'}\}$ and $\bar{\mathbf{x}}'' = \{\mathbf{x}''_1, \dots, \mathbf{x}''_{r''}\}$ in \mathbb{Q}^2 . Let $\mathbf{p}'_1, \dots, \mathbf{p}'_{r'} \in (\mathbb{K}_{\mathbb{R}}^*)^2$ be generic points, satisfying $\text{Val}(\mathbf{p}'_i) = \mathbf{x}'_i$, $i = 1, \dots, r'$, and let \mathbf{p}''_{ij} , $i = 1, \dots, r''$, $j = 1, 2$, be generic points in $(\mathbb{K}^*)^2 \setminus (\mathbb{K}_{\mathbb{R}}^*)^2$, satisfying $\text{Conj}(\mathbf{p}''_{i1}) = \mathbf{p}''_{i2}$, $\text{Val}(\mathbf{p}''_{ij}) = \mathbf{x}''_i$, $i = 1, \dots, r''$, $j = 1, 2$. That is

$$\mathbf{x}'_i = (-\alpha'_i, -\beta'_i), \quad i = 1, \dots, r', \quad \mathbf{x}''_i = (-\alpha''_i, -\beta''_i), \quad i = 1, \dots, r'',$$

and

$$\mathbf{p}'_i = (t^{\alpha'_i}(\xi'_i + o(1)), t^{\beta'_i}(\eta'_i + o(1))), \quad \xi'_i, \eta'_i \in \mathbb{R}^*, \quad i = 1, \dots, r', \quad (2.11)$$

$$\begin{cases} \mathbf{p}''_{i1} = (t^{\alpha''_i}(\xi''_i + o(1)), t^{\beta''_i}(\eta''_i + o(1))), \\ \mathbf{p}''_{i2} = (t^{\alpha''_i}(\bar{\xi}''_i + o(1)), t^{\beta''_i}(\bar{\eta}''_i + o(1))), \end{cases} \quad \xi''_i, \eta''_i \in \mathbb{C} \setminus \mathbb{R}, \quad i = 1, \dots, r''. \quad (2.12)$$

Let a rational curve $C \in |D|_{\mathbb{K}}$, given by a polynomial

$$f(x, y) := \sum_{(i,j) \in \Delta} a_{ij}(t) x^i y^j = 0, \quad (2.13)$$

be defined over $\mathbb{K}_{\mathbb{R}}$, and pass through \mathbf{p}'_i , $i = 1, \dots, r'$, and \mathbf{p}''_{kj} , $k = 1, \dots, r''$, $j = 1, 2$.

Changing the parameter $t \mapsto t^m$, we make all the exponents of t in $a_{ij}(t)$, $(i, j) \in \Delta$, integral and the function ν_f integral-valued at integral points. Introduce the polyhedron

$$\tilde{\Delta} = \{(\alpha, \beta, \gamma) \in \mathbb{R}^3 : (\alpha, \beta) \in \Delta, \gamma \geq \nu_f(\alpha, \beta)\}.$$

It defines a toric variety $Y = \text{Tor}(\tilde{\Delta})$, which is naturally fibred over \mathbb{C} so that the fibres Y_t , $t \neq 0$, are isomorphic to $\text{Tor}(\Delta)$, and Y_0 is the union of toric surfaces $\text{Tor}(\tilde{\Delta}_i)$, $i = 1, \dots, N$, with $\tilde{\Delta}_1, \dots, \tilde{\Delta}_N$ being the faces of the graph of ν_f . By the choice of ν_f , $\text{Tor}(\tilde{\Delta}_i) \simeq \text{Tor}(\Delta_i)$, and we shall write that $Y_0 = \bigcup_i \text{Tor}(\Delta_i)$. Then (2.13) defines an analytic surface $\{f(x, y) = 0\}$ in a neighborhood of Y_0 , which, by [12], Lemma 2.3, fibers into equisingular rational curves $C^{(t)} \subset Y_t \simeq \text{Tor}(\Delta)$,

and whose closure intersects Y_0 along the curve $C^{(0)}$ that can be identified with $\bigcup_i C_i \subset \bigcup_i \text{Tor}(\Delta_i)$. We also point out that $\text{Tor}(\tilde{\Delta})$ is non-singular everywhere except at a finite set, corresponding to the vertices of $\tilde{\Delta}$, and, in addition, the surfaces $\text{Tor}(\Delta_k) \setminus \text{Sing}(\text{Tor}(\tilde{\Delta}))$, $k = 1, \dots, N$, are smooth and intersect transversally in $\text{Tor}(\tilde{\Delta}) \setminus \text{Sing}(\text{Tor}(\tilde{\Delta}))$.

As in [12], we define the tropical limit (tropicalization) of the curve C to be the pair, consisting of the tropical curve A_C , and a collection of real curves $C_k = C^{(0)} \cap \text{Tor}(\Delta_k)$, $k = 1, \dots, N$, which are defined by

$$f_k(x, y) := \sum_{(i,j) \in \Delta_k} a_{ij}^0 x^i y^j = 0, \quad k = 1, \dots, N, \quad (2.14)$$

respectively, where $a_{ij}(t) = (a_{ij}^0 + O(t))t^{\nu_f(i,j)}$, $(i, j) \in \Delta$.

2.2 Tropical limits of real rational curves

A tropical curve A_C is called *nodal* if the polygons of the dual subdivision S_C are triangles and parallelograms. Recall that, by [12], Lemma 2.2, $\text{rk}(A_C) = \text{rk}_{\text{vir}}(A_C)$ if A_C is nodal. Notice also that the weights of the edges of a nodal tropical curve A_C are constant along its extended edges, and thus, one can speak of weights of extended edges of nodal tropical curves.

An irreducible nodal tropical curve A_C is called *real rational of type (r', r'', s'')* with r', r'' defined as in Introduction and $0 \leq s'' \leq r''$, if

- $\text{rk}(A_C) = \text{rk}_{\text{vir}}(A_C) = |\partial\Delta \cap \mathbb{Z}^2| - 1 - r'' + s''$,
- the weights of the semi-infinite edges of A_C are 1 or 2, i.e., the edges of S_C lying on $\partial\Delta$ are of length 1 or 2.

Proposition 2.1 *In the above notation, A_C is a real rational tropical curve of type (r', r'', s'') for some $0 \leq s'' \leq r''$, passing through $\mathbf{x}'_1, \dots, \mathbf{x}'_{r'}$ and $\mathbf{x}''_1, \dots, \mathbf{x}''_{r''}$ in such a way that precisely s'' of the points $\mathbf{x}''_1, \dots, \mathbf{x}''_{r''}$ are trivalent vertices of A_C , whereas $\mathbf{x}'_1, \dots, \mathbf{x}'_{r'}$ and the remaining $r'' - s''$ points among $\mathbf{x}''_1, \dots, \mathbf{x}''_{r''}$ (which we denote $\mathbf{w}_1, \dots, \mathbf{w}_{r''-s''}$) are not vertices of A_C , and, moreover, $\mathbf{w}_1, \dots, \mathbf{w}_{r''-s''}$ lie on edges of A_C of even weight. Furthermore, for $k = 1, \dots, N$,*

- if Δ_k is a parallelogram, then f_k is the product of a monomial and few irreducible binomials,
- if Δ_k is a triangle, then C_k is either a real rational curve, or the union of two imaginary conjugate rational curves, so that any component of C_k crosses $\text{Tor}(\partial\Delta_k) := \bigcup_{\sigma \subset \partial\Delta_k} \text{Tor}(\sigma)$ at precisely three points and is unibranch there.

Proof. Our argumentation is similar to that in [12], section 3.3, used to establish that the non-Archimedean amoebas of nodal curves in toric surfaces passing through a respective number of generic points, are nodal.

Step 1. Let $\mathbf{x}'_1, \dots, \mathbf{x}'_{s'}$ and $\mathbf{x}''_1, \dots, \mathbf{x}''_{s''}$ be vertices of A_C for some $0 \leq s' \leq r'$, $0 \leq s'' \leq r''$, and $\mathbf{x}'_i, i > s', \mathbf{x}''_j, j > s''$, not be vertices. By Lemma 1.1,

$$\sum_{1 \leq i \leq s'} (V_{\mathbf{x}'_i} - 1) + \sum_{1 \leq i \leq s''} (V_{\mathbf{x}''_i} - 1) + (r' + r'' - s' - s'') \leq \text{rk}(A_C),$$

which yields

$$r' + r'' + s' + s'' \leq \text{rk}(A_C) \quad (2.15)$$

with the equality holding only if all the vertices $\mathbf{x}'_1, \dots, \mathbf{x}'_{s'}$ and $\mathbf{x}''_1, \dots, \mathbf{x}''_{s''}$ are trivalent for A_C .

By [12], Lemma 2.2, we have

$$\text{rk}(A_C) = \text{rk}_{\text{vir}}(A_C) + d(A_C) = |V(S_C)| - 1 - \sum_{k=1}^N (|V(\Delta_k)| - 3) + d(A_S),$$

where

$$2d(A_C) \leq \begin{cases} 0, & \text{if } A_C \text{ is nodal,} \\ \sum_{m \geq 2} ((2m - 3)N_{2m} - N'_{2m}) + \sum_{m \geq 2} (2m - 2)N_{2m+1} - 1, & \text{otherwise,} \end{cases}$$

N_l being the number of l -gons in S_C , and N'_{2m} being the number of $2m$ -gons in S_C whose opposite edges are parallel. Substituting the two latter relations into (2.15) and using the Euler formula for the subdivision S_C , one obtains

$$2(r' + r'' + s' + s'') \leq |V(S_C) \cap \partial\Delta| + \begin{cases} N_3, & \text{if } A_C \text{ is nodal,} \\ N - \sum_{m \geq 2} N'_{2m} - 1, & \text{otherwise.} \end{cases} \quad (2.16)$$

Denote by $\hat{\chi}$ the Euler characteristic of the normalization. Let $C_{ij}, 1 \leq j \leq n_i$, be all the components of $C_i, 1 \leq i \leq N$, counting multiplicities, and let s_{ij} be the number of local branches of C_{ij} centered along $\text{Tor}(\partial\Delta_i)$. Since the rational curves $C^{(t)}, t \neq 0$, degenerate into $C^{(0)}$ in a flat family, all the components C_{ij} of $C^{(0)}$ are rational in view of the inequality for geometric genera $g(C^{(t)}) \geq \sum_{i,j} g(C_{ij})$ (see [10] or [1], Proposition 2.4³). Denote by \mathcal{C}_b the set of components C_{ij} , defined by irreducible binomials, and by \mathcal{C}_{nb} the set of remaining components C_{ij} . Let U be the union of regular neighborhoods in the three-fold Y of the intersection points of $C^{(0)}$ with $\bigcup_k \text{Tor}(\partial\Delta_k)$. Then

$$2 = \hat{\chi}(C^{(t)}) \leq \sum_{k=1}^N \sum_{C_{kj} \in \mathcal{C}_{nb}} (2 - s_{ij}) + \hat{\chi}(C^{(0)} \cap U)$$

³The hypotheses of Proposition 2.4 [1] require that all members of the family are reduced curves, which can be achieved in our situation by the normalization of the whole family C .

$$\leq \sum_{k=1}^N \sum_{C_{kj} \in \mathcal{C}_{nb}} (2 - s_{ij}) + s(\partial\Delta), \quad (2.17)$$

the latter inequality following from [12], Lemma 3.2 and Remark 3.4, where $s(\partial\Delta)$ stands for the number of local branches (counting multiplicities) of the curves C_1, \dots, C_N centered at $\text{Tor}(\sigma)$ with σ running over all the edges of Δ .

Step 2. For an estimation of the right-hand side of (2.17) we shall construct some graph G .

First, we compactify \mathbb{R}^2 into S^2 by adding an infinite point v_∞ . The amoeba A_C is then compactified by closing the semi-infinite edges with the point v_∞ .

For any $k = 1, \dots, N$, the reduced curve C_k^{red} is split into minimal real factors, which are either irreducible real components, or a pair of imaginary conjugate irreducible components. All such factors for all $k = 1, \dots, N$, except for real irreducible components from the set \mathcal{C}_b , are taken as the vertices of the graph \tilde{G} . If $\Delta_k \cap \Delta_l = \sigma$ is a common edge, and factors C'_k or C_k and C'_l of C_l contain a common pair of imaginary conjugate points in $\text{Tor}(\sigma)$, then we join C'_k and C'_l by an edge. If $\sigma \subset \partial\Delta$ is an edge of Δ_k , and a factor C'_k of C_k contains a pair of imaginary conjugate points in $\text{Tor}(\sigma)$, then we join C'_k and v_∞ by an edge.

The constructed graph \tilde{G} is then transformed as follows. Let C'_k be a factor of C_k , consisting of two imaginary conjugate components from the set \mathcal{C}_b . The factor C'_k intersects with $\text{Tor}(\sigma_1)$ and $\text{Tor}(\sigma_2)$, where σ_1, σ_2 is a pair of parallel edges of Δ_k . If $\Delta_k \cap \Delta_p = \sigma_1$, $\Delta_k \cap \Delta_q = \sigma_2$, then we remove the vertex C'_k and all ending at it edges, and instead join by an edge any two factors C'_p and C'_q which have been joined with C'_k . If $\Delta_p \cap \Delta_k = \sigma_1$ and $\sigma_2 \subset \partial\Delta$, then we get rid of the vertex C'_k of the graph and all adjacent edges, instead connecting v_∞ with any factor C'_p , which has been joined with C'_k . In this manner, we get rid of one-by-one all the vertices of \tilde{G} , corresponding to the factors C'_k which consist of two imaginary conjugate components from the set \mathcal{C}_b .

We observe that the graph \tilde{G} naturally projects to $A_C \cup \{v_\infty\}$, when sending any vertex C'_k of \tilde{G} to the vertex v of A_C dual to Δ_k , and sending edges of \tilde{G} to respective segments of the compactified extended edges of $A_C \cup \{v_\infty\}$.

The required graph G will be a subgraph of \tilde{G} .

First, we define a subgraph G_0 of \tilde{G} as follows. Each point \mathbf{x}''_j , $j > s''$, lies on an edge of A_C . Let σ be the dual edge of S_C . By [12], formula (3.7.18), $f_k^\sigma(\xi''_j, \eta''_j) = f_k^\sigma(\bar{\xi}''_j, \bar{\eta}''_j) = 0$, where f_k^σ is the truncation of the polynomial $f_k(x, y)$, defined by (2.14), on the edge σ , and ξ''_j, η''_j are taken from formula (2.12). That is, $\text{Tor}(\sigma)$ contains a pair of distinct imaginary conjugate points $z, \text{Conj}(z)$, which

belong to curves C_k such that $\Delta_k \supset \sigma$. Hence the edge of A_C , containing \mathbf{x}''_j , is covered by the projection of some edges of \tilde{G} . We choose one such covering edge of \tilde{G} , denote it by ε_j , and build the graph G_0 from the edges ε_j , $j > s''$, with their endpoints as vertices of G_0 .

Notice that due to the generic position of the points \mathbf{x}''_j , $j > s''$, the graph $G_0 \setminus \{v_\infty\}$ is the union of trees, the valency of its vertices that differ from v_∞ is at most two, and the intersection of the projections of any two of its edges is finite.

A vertex $v \neq v_\infty$ of G_0 of valency two corresponds to some factor C'_k , $1 \leq k \leq N$. If C'_k is the union of two imaginary conjugate rational curves such that each of them crosses $\text{Tor}(\partial\Delta_k)$ at precisely three points, and is unibranch at these intersection points, then we call the vertex v of G_0 an *extendable vertex*. Notice that the components of C'_k are defined by polynomials with the same Newton triangle, and are determined by \mathbf{x}''_j , $j > s''$, up to a finite choice in view of [12], Lemma 3.5. Furthermore, due to the generality of the coefficients ξ''_i, η''_i in (2.12), the intersection $C'_k \cap \text{Tor}(\sigma)$ is either empty or a pair of imaginary conjugate points for any $\sigma \subset \partial\Delta_k$. Exactly one of these pairs lies on an edge of Δ_k , whose dual A_C -edge is not covered by G_0 . However, the latter A_C -edge is covered by some edges of \tilde{G} with an endpoint C'_k . We choose one such edge of \tilde{G} and append it to G_0 .

Performing this procedure for all extendable vertices of G_0 , we obtain a graph G_1 . Next we determine the extendable vertices of G_1 , using the same definition, and append, if necessary, new edges to G_1 , obtaining G_2 . Repeating this procedure, we finally end up with some subgraph G of \tilde{G} .

Step 3. An important observation is that no new edge in $G_1 \setminus G_0$ can join two extendable vertices of G_0 . Indeed, the position of two non-adjacent extendable vertices of G_0 is uniquely determined by the position of the corresponding four points among $\mathbf{x}''_1, \dots, \mathbf{x}''_{s''}$, and thus, due to the generality of the latter points, the straight line through the given extendable vertices is not orthogonal to any of the segments joining integral points in Δ . By a similar reason, no edge from $G_{i+1} \setminus G_i$ can join two extendable vertices of G_i , $i \geq 1$. In particular, this means that the number of edges in $G \setminus G_0$ is equal to the total number of extendable vertices in G_0, G_1, \dots

Furthermore, assume that C'_k is a q -valent vertex of G , $q \geq 3$, which is not extendable for any G_i , $i \geq 0$. Then C'_k cannot be the union of two imaginary conjugate rational curves, such that each of them crosses $\text{Tor}(\partial\Delta_k)$ at precisely q points and is unibranch there. Indeed, if the situation were as described, the position of any $q - 1$ of the intersection points of a component of C'_k with $\text{Tor}(\Delta_k)$ would determine this component and the fourth intersection point uniquely up to a finite choice. Thus, the relation on the coordinates of the intersection points of C'_k

with $\text{Tor}(\partial\Delta_k)$ would imply a relation on the coordinates of the points \mathbf{p}''_{j1} , $j > s''$, contrary to their general choice. In particular, this implies that the contribution of such a vertex to the sum on the right-hand side of (2.17) is $\leq 2 - 2q$, and the equality corresponds to the case of C'_k being the union of two imaginary conjugate components such that a component crosses $\text{Tor}(\partial\Delta_k)$ at $q+1$ points and is unibranch there.

We also observe that the points $\mathbf{x}'_1, \dots, \mathbf{x}'_{s'}$ and $\mathbf{x}''_1, \dots, \mathbf{x}''_{s''}$, which are vertices of A_C by assumption, are not projections of the vertices of G . Indeed, the points $\mathbf{x}'_1, \dots, \mathbf{x}'_{s'}$ and $\mathbf{x}''_1, \dots, \mathbf{x}''_{s''}$ cannot be projections of the vertices of G_0 in view of a general position of these points with respect to \mathbf{x}''_j , $j > s''$, which in turn determine the projections of the edges of G_0 . Next, the projections of the edges of G_1 , and thus, the projections of the extendable vertices of G_1 are determined by G_0 up to a finite choice, where the number of choices is bounded from above by the total number of possible lattice edges in Δ . By induction we get that the projections of the edges and vertices of G are determined by \mathbf{x}''_j , $j > s''$, up to a finite choice, and hence the general position of the points $\mathbf{x}'_1, \dots, \mathbf{x}'_{s'}$ and $\mathbf{x}''_1, \dots, \mathbf{x}''_{s''}$ does not allow them to be the projections of the vertices of G .

Step 4. Denote by $N_q(G)$, $q \geq 1$, the number of q -valent vertices of G different from v_∞ . Denote by $N_3^e(G)$ the number of trivalent vertices of G which are extendable for some G_i , $i \geq 0$. At last, denote by V_∞ the valency of the vertex v_∞ of G . Then the contribution of a vertex of G to the sum on the right-hand side of (2.17) is

- $\leq -q - 1$, if it is a vertex of valency $q = 1, 2$,
- $\leq 2 - 2q$, if it is a vertex of valency $q \geq 3$, which is not extendable for any G_i , $i \geq 0$,
- -2 , if it is a trivalent vertex, which is extendable for some G_j , $j \geq 0$,

and thus, the total contribution of the vertices of G is

$$\leq - \sum_{q \geq 1} (q+1)N_q(G) - \sum_{q \geq 4} (2q-2)N_q(G) + 2N_3^e(G) .$$

Since the total number of edges of G is $r'' - s'' + N_3^e(G)$, we can rewrite the latter inequality as

$$\leq - \sum_{q \geq 1} N_q(G) - \sum_{q \geq 4} (2q-2)N_q(G) - 2r'' + 3s'' + V_\infty .$$

Denote by \tilde{N} the number of polygons in S_C , which are dual to the vertices of A_C not covered by the vertices of G , and which are not even-gons, whose pairs of opposite sides are parallel. Clearly, a curve C_k corresponding to such a polygon Δ_k , contains a component from the set \mathcal{C}_{nb} , and thus, contributes ≤ -1 to the sum on the right-hand side of (2.17). That is, inequality (2.17) implies

$$2 \leq -\sum_{q \geq 1} N_q(G) - \sum_{q \geq 4} (2q - 2)N_q(G) - 2r'' + 3s'' + V_\infty - \tilde{N} + s(\partial\Delta)$$

$$\implies 2 \leq -N - \sum_{q \geq 4} (2q - 2)N_q(G) + \sum_{m \geq 2} N'_{2m} - 2r'' + 2s'' + V_\infty + s(\partial\Delta), \quad (2.18)$$

with an equality only if

- the vertices of G injectively project to the set of vertices of A_C , which are dual to polygons different from even-gons, whose all pairs of opposite sides are parallel;
- if Δ_k is an odd-gon, whose dual vertex of A_C is not covered by the vertices of G , then C_k contains precisely one (counting multiplicities) component from \mathcal{C}_{nb} , and, moreover, this component crosses $\text{Tor}(\partial\Delta_k)$ at precisely three points and is unibranch there.

Combining (2.16) and (2.18), we derive

$$2r' + 4r'' + 2s' + \sum_{q \geq 4} (2q - 2)N_q(G) \leq -2 + |V(S_C) \cap \partial\Delta| + s(\partial\Delta) + V_\infty + \begin{cases} 0, & \text{if } A_C \text{ is nodal,} \\ -1, & \text{otherwise} \end{cases}$$

$$\stackrel{(1.6)}{\implies} \sum_{q \geq 4} (2q - 2)N_q(G) 2s' + |\partial\Delta \cap \mathbb{Z}^2 \setminus V(S_C)| + (|\partial\Delta \cap \mathbb{Z}^2| - s(\partial\Delta))$$

$$\leq V_\infty + \begin{cases} 0, & \text{if } A_C \text{ is nodal,} \\ -1, & \text{otherwise.} \end{cases} \quad (2.19)$$

The immediate relation

$$V_\infty \leq |\partial\Delta \cap \mathbb{Z}^2 \setminus V(S_C)| \quad (2.20)$$

excludes the case of a non-nodal amoeba A_C , and, in the case of a nodal amoeba A_C , implies the equality in (2.19) and in (2.20) with the restriction $q \leq 3$ on the valency of vertices of G .

We then collect all the equality conditions mentioned above into the following restrictions:

(R1) relations (2.15) and (2.17) are equalities with $s' = 0$ and $s(\partial\Delta) = |\partial\Delta \cap \mathbb{Z}^2|$;

- (R2) the edges of S_C lying in $\partial\Delta$ have length 1 or 2;
- (R3) the semi-infinite extended edges of A , which are dual to the edges of S of length > 1 lying on $\partial\Delta$, belong to the graph G ;
- (R4) the points $\mathbf{x}''_1, \dots, \mathbf{x}''_{s''}$ are trivalent vertices of A_C ;
- (R5) any curve C_k , $1 \leq k \leq N$, crosses the divisors $\text{Tor}(\sigma)$, $\sigma \subset \partial\Delta_k \cap \partial\Delta$ only at its non-singular points, and all these intersections are transversal;
- (R6) all the components of the curves C_k with Newton parallelograms Δ_k belong to \mathcal{C}_b ;
- (R7) the curves C_k , $1 \leq k \leq N$, such that Δ_k is a triangle dual to a vertex of A_C outside G , are rational, intersecting $\text{Tor}(\partial\Delta_k)$ at precisely three points being unibranch there;
- (R8) if Δ_k , $1 \leq k \leq N$, is dual to a univalent vertex of G , then Δ_k is a triangle, C_k is rational and crosses $\text{Tor}(\partial\Delta_k)$ at precisely four points being unibranch there;
- (R9) if Δ_k , $1 \leq k \leq N$, is dual to a bivalent vertex of G , then Δ_k is a triangle, C_k is rational and crosses $\text{Tor}(\partial\Delta_k)$ at precisely five points being unibranch there;
- (R10) if Δ_k , $1 \leq k \leq N$, is dual to a trivalent vertex of G , extendable for some G_i , then Δ_k is a triangle, C_k is the union of two imaginary conjugate rational curves, each of them crossing $\text{Tor}(\partial\Delta_k)$ at precisely three points being unibranch there.

Step 5. To complete the proof of Proposition 2.1, it remains to show that A_C is irreducible, and that any trivalent vertex of G is extendable for some G_i , $i \geq 0$.

First, the equality in (2.17) means that, in the deformation $C^{(t)}$, $t \geq 0$, no intersection point of any two distinct components of C_i , $1 \leq i \leq N$, is smoothed out. Assuming that A_C is reducible, and using the description of the curves C_k , obtained in Step 4, we immediately conclude that then the curve $C^{(t)}$, $t \neq 0$, becomes reducible.

Second, the existence of a trivalent vertex of G , which was not extendable for all G_i , $i \geq 0$, would mean a non-trivial relation to the position of the points \mathbf{x}''_j , $j > s''$, contrary to their generality. \square

Remark 2.2 *We point out that, given a real tropical curve as in the assertion of Proposition 2.1, and a collection of curves C_1, \dots, C_N , as described in the proof, the curves $C^{(t)}$, $t \neq 0$, which may appear from these data, are irreducible provided that the graph G differs from A_C . The latter holds if, for example, $r' + s'' > 0$.*

Given a real rational tropical curve A of type (r', r'', s'') with Newton polygon Δ , passing through the points $\mathbf{x}'_1, \dots, \mathbf{x}'_{r'}$ and $\mathbf{x}''_1, \dots, \mathbf{x}''_{r''}$ as described in Proposition 2.1, to decide what are the curves C_1, \dots, C_N , we have to know the graph G , which appeared in the proof of Proposition 2.1.

We can reconstruct G in the following way. Take all the extended edges of A passing through those points of $\mathbf{x}''_1, \dots, \mathbf{x}''_{r''}$, which are not vertices of A . Recall that all these edges are of even weight. Their union together with endpoints (including v_∞ if necessary) constitutes the graph G_0 . Let $V^2(G_0)$ be the set of bivalent vertices of G_0 , different from v_∞ . Take any subset $V_0 \subset V^2(G_0)$ and, for each $v \in V_0$, add to G_0 the extended edge of A with endpoint v , which is not in G_0 . The new graph is denoted by G_1 . Then we take any subset $V_1 \subset V^2(G_1) \setminus V^2(G_0)$, and append the extended edges to G_1 in a similar manner. In finitely many steps we end up with some graph G , whose vertices are some trivalent vertices of A and, perhaps, v_∞ , whose edges are some extendable edges of A . Notice that all the edges of G necessarily have even weight. By the restrictions obtained in Step 4 of the proof of Proposition 2.1, the set of trivalent vertices of G must be $\bigcup_{i \geq 0} V_i$.

2.3 Real rational algebraic curves in the tropical limits of rational curves over $\mathbb{K}_{\mathbb{R}}$

Lemma 2.3 *In the notation of section 2.2, let Δ_k be a triangle in S_C , dual to a vertex of A_C , which differs from $\mathbf{x}'_1, \dots, \mathbf{x}'_{r'}$, and is not a vertex of G . Then C_k is a real rational nodal curve, crossing $\text{Tor}(\partial\Delta_k)$ at precisely three points, where it is non-singular. The number of real solitary nodes of C_k has the same parity as $|\text{Int}(\Delta_k) \cap \mathbb{Z}^2|$. Furthermore, if the lengths of edges of Δ_k are odd, and we are given the coefficients of the polynomial f_k at the vertices of Δ_k , then f_k and thereby C_k are determined uniquely.*

Proof. The statements immediately follow from [12], Lemma 3.5 and Proposition 6.1. \square

Lemma 2.4 *In the notation of section 2.2, let Δ_k be a triangle in S_C , dual to a vertex \mathbf{x}''_j , $j \leq s''$, of A_C . Then C_k is a real rational nodal curve, crossing $\text{Tor}(\partial\Delta_k)$ at precisely three points, where it is non-singular. The number of real solitary nodes*

of C_k has the same parity as $|\text{Int}(\Delta_k) \cap \mathbb{Z}^2|$. Furthermore, if the lengths of edges of Δ_k are odd, then there are precisely $|\Delta_k|$ real curves C_k as above, where $|\Delta_k|$ is the double Euclidean area of Δ_k .

Proof. The fact that C_k is non-singular along $\text{Tor}(\partial\Delta_k)$, is nodal, and the number of solitary real nodes is $|\text{Int}(\Delta_k) \cap \mathbb{Z}^2| \pmod 2$, follows from [12], Lemma 3.5 and Proposition 6.1. To establish the last statement of the lemma, we perform an affine transformation of the lattice \mathbb{Z}^2 , which takes Δ_k into the triangle with vertices $(0, m_1)$, $(m_2, 0)$, $(m_3, 0)$ with odd m_1, m_2 and even m_3 such that $0 \leq m_2 < m_3$, $0 < m_1 < m_3$. Then C_k has parametrization $x(\rho) = a\rho^{m_1}$, $y(\rho) = b\rho^{m_2}(\rho - 1)^{m_3 - m_2}$ in suitable affine coordinates x, y , where $a, b \in \mathbb{R} \setminus \{0\}$. The condition that Δ_k is dual to \mathbf{x}_j'' means that there is $\tau \in \mathbb{C}$ such that $x(\tau) = \xi_j''$, $y(\tau) = \eta_j''$, where ξ_j'', η_j'' are defined by (2.12). Due to the generality of ξ_j'', η_j'' , the two latter equations have $m_1(m_3 - m_2) = |\Delta_k|$ distinct solutions $(a, b, \tau) \in \mathbb{R}^2 \times \mathbb{C}$. \square

Lemma 2.5 *In the notation of section 2.2, let Δ_k be a triangle in S_C , dual to a univalent vertex of the graph G . Then C_k is a real rational nodal curve, crossing $\text{Tor}(\partial\Delta_k)$ at precisely four points, two real and two imaginary conjugate, where it is non-singular. The number of real solitary nodes of C_k is equal to $|\text{Int}(\Delta_k) \cap \mathbb{Z}^2| \pmod 2$. Assume that Δ_k has two edges of odd length and one edge of even length, and we are given the intersection points of C_k with $\text{Tor}(\partial\Delta_k)$. Then there are $|\Delta_k|/|\sigma|$ such curves C_k , where $\sigma \subset \Delta_k$ is the edge of even length.*

Proof. A suitable affine automorphism of the lattice \mathbb{Z}^2 takes Δ_k into the triangle with vertices $(0, m_1)$, $(2m_2, 0)$, $(2m_3, 0)$, where $0 \leq m_2 < m_3$, $m_1 < 2m_3$. We choose a parametrization $x(\rho), y(\rho)$ of C_k such that the value $\rho = \infty$ corresponds to the intersection point of C_k with $\text{Tor}([(0, m_1), (2m_3, 0)])$, and the values $\rho = \pm\sqrt{-1}$ correspond to the intersection points with $\text{Tor}([(2m_2, 0), (2m_3, 0)])$. Then

$$x(\rho) = a(\rho - c)^{m_1}, \quad y(\rho) = b(\rho - c)^{2m_2}(\rho^2 + 1)^{m_3 - m_2},$$

where $a, b, c \in \mathbb{R}^*$. This immediately proves that C_k is non-singular along $\text{Tor}(\partial\Delta_k)$, as well as the fact that C_k is nodal and has no real non-solitary nodes (cf. [12], Proposition 6.1). Assume now that m_1 is odd. The conditions of the fixed intersection points with $\text{Tor}(\partial\Delta_k)$ reduce to the system of equations

$$\frac{a}{b(c^2 + 1)^{m_3 - m_2}} = \text{const} \in \mathbb{R}^*, \quad a(\sqrt{-1} - c)^{m_1} = \text{const} \in \mathbb{C}^*,$$

which has $m_1 = |\Delta_k|/|\sigma|$ distinct solutions $(a, b, c) \in (\mathbb{R}^*)^3$. \square

Lemma 2.6 *In the notation of section 2.2, let Δ_k be a triangle in S_C , dual to a bivalent vertex of the graph G . Then C_k is a real rational nodal curve, crossing $\text{Tor}(\partial\Delta_k)$ at precisely five points, one real and two pairs of imaginary conjugate points, where it is non-singular. The number of real solitary nodes of C_k is equal to $|\text{Int}(\Delta_k) \cap \mathbb{Z}^2| \pmod{2}$.*

The statement can be established by a direct computation, using a suitable parametrization of C_k , as we did before, and thus, we omit the proof.

Lemma 2.7 *In the notation of section 2.2, let Δ_k be a triangle in S_C , dual to a trivalent vertex of the graph G . Then C_k is the union of two imaginary conjugate nodal rational curves, which cross each other transversally at their non-singular points. Furthermore, each of these rational curves crosses $\text{Tor}(\partial\Delta_k)$ at precisely three imaginary points, where it is non-singular. The number of real solitary nodes of C_k is equal to $|\text{Int}(\Delta_k) \cap \mathbb{Z}^2| + 1 \pmod{2}$. Given the intersection points of C_k with $\text{Tor}(\sigma_1)$, $\text{Tor}(\sigma_2)$, σ_1, σ_2 being two edges of Δ_k , the number of curves like C_k is equal to $2|\Delta_k|(|\sigma_1| \cdot |\sigma_2|)^{-1}$.*

Proof. The statement can easily be derived from [12], Lemma 3.5. □

2.4 Refinement of the tropical limit

Using the structure of the curves C_1, \dots, C_N which appear in the tropical limit of the curve $C \subset \text{Tor}_{\mathbb{K}}(\Delta)$, we refine the tropical limit along the procedures described in [12], sections 3.5 and 3.6. Namely, the local branches of the curves C_1, \dots, C_N , which are tangent to the divisors $\text{Tor}(\partial\Delta_1), \dots, \text{Tor}(\partial\Delta_N)$, are naturally combined into disjoint pairs (B, B') such that either

- B and B' are centered at the same point $z \in \text{Tor}(\sigma)$, where σ is a common edge of two triangles, or
- B is centered at a point $z \in \text{Tor}(\sigma)$; B' is centered at a point $z' \in \text{Tor}(\sigma')$ with σ, σ' being parallel edges of two triangles, dual to the same extended edge of A_C , and such that z and z' are joined by a sequence of components of $C^{(0)}$ from the set \mathcal{C}_b .

Along the procedures of [12], sections 3.5 and 3.6, for any pair (B, B') , the polynomial $f(x, y)$, defining the curve C , determines a complex polynomial $f_{B, B'}(x, y)$ such that (i) it has Newton triangle $\Delta_{B, B'} = \text{Conv}\{(0, 2), (0, 0), (m, 1)\}$, where m is the intersection number of B with $\text{Tor}(\sigma)$, and the coefficient of $x^{m-1}y$ is zero, (ii) the

polynomial $f_{B,B'}$ defines a rational nodal curve $C_{B,B'}$ in $\text{Tor}(\Delta_{B,B'})$. Furthermore, the polynomials f_1, \dots, f_N , defining the curves C_1, \dots, C_N and given by (2.14), determine the coefficients of $f_{B,B'}$ at the vertices of $\Delta_{B,B'}$.

Among the results of [12], Lemma 3.9 and Proposition 6.1, we shall use the following ones:

Lemma 2.8 *In the above notation, assume that $m \geq 2$ and $a, b, c \in \mathbb{C}^*$. Then there are precisely m polynomials*

$$\varphi(x, y) = ay^2 + y \left(bx^m + \sum_{i=0}^{m-2} b_i x^i \right) + c, \quad (2.21)$$

which define nodal rational curves in $\text{Tor}(\Delta_{B,B'})$. If a, b, c are real and m is even, then there are precisely two real polynomials (2.21), which define rational nodal curves in $\text{Tor}(\Delta_{B,B'})$; furthermore, one of these curves has $m-1$ real solitary nodes, and the other has no such nodes. If a, b, c are real and m is odd, then there is only one real polynomial (2.21), which defines a rational nodal curve, and this curve has $m-1$ real solitary nodes.

2.5 The Welschinger number of a real rational tropical curve

Let A be a real rational tropical curve of type (r', r'', s'') with Newton polygon Δ , passing through $\bar{\mathbf{x}}' = \{\mathbf{x}'_1, \dots, \mathbf{x}'_{r'}\}$ and $\bar{\mathbf{x}}'' = \{\mathbf{x}''_1, \dots, \mathbf{x}''_{r''}\}$ in such a way that $\mathbf{x}''_1, \dots, \mathbf{x}''_{s''}$ are trivalent vertices of A , and the points $\mathbf{x}'_1, \dots, \mathbf{x}'_{r'}$ and $\mathbf{x}''_{s''+1}, \dots, \mathbf{x}''_{r''}$ lie in the interior parts of some edges of A . We intend to define the Welschinger number $w(A, \bar{\mathbf{x}}', \bar{\mathbf{x}}'')$, which later will be equated with the contribution to the Welschinger number of all the real rational curves in the linear system $|D|$ on the surface $\Sigma = \text{Tor}_{\mathbb{K}}(\Delta)$, which pass through the points $\mathbf{p}'_i, i = 1, \dots, r'$, and $\mathbf{p}''_{1i}, \mathbf{p}''_{2i}, i = 1, \dots, r''$, and project onto the amoeba A .

Among the possible graphs G , inscribed in the given amoeba A along the rules presented at the end of section 2.2, there is the maximal graph G_{\max} . It is uniquely determined by the disposition of the sets $\bar{\mathbf{x}}'$ and $\bar{\mathbf{x}}''$ on A , and is obtained by letting $V_0 = V^2(G_0)$, $V_1 = V^2(G_1)$, and so on, in the notation of section 2.2.

If there is an even weight edge of A lying outside G_{\max} , we put $w(A, \bar{\mathbf{x}}', \bar{\mathbf{x}}'') = 0$.

Assume that the edges of A outside G_{\max} have odd weights. Let S be the dual subdivision of Δ . Then the triangles of S dual to the vertices $\mathbf{x}''_1, \dots, \mathbf{x}''_{s''}$ of A have all edges of odd length, the triangles dual to the univalent vertices of G_{\max} have two odd length edges and one edge of even length, the triangles dual to the trivalent

vertices of G_{\max} are *even*, that is, all edges are of even length. Then we put

$$w(A, \bar{\mathbf{x}}', \bar{\mathbf{x}}'') = (-1)^{a+b} 2^{b-c-r''+s''} \prod |\Delta'|, \quad (2.22)$$

where a is the number of integral points in Δ , which do not lie at vertices or edges of S , b is the number of even triangles in S , c is the number of extended edges of A of even weight with two endpoints, and Δ' runs over all the triangles of S of even lattice area, or dual to $\mathbf{x}''_1, \dots, \mathbf{x}''_{s''}$.

3 The correspondence theorem

3.1 Calculation of the Welschinger number via tropical curves

Let Σ be a toric surface, associated with a lattice polygon Δ as defined in section 1.1, and $D \subset \Sigma$ be the corresponding ample divisor. Let the non-negative integers r', r'' satisfy (1.6).

Theorem 4 *In the above notation and assumptions, let a collection of distinct points $\mathbf{x}'_1, \dots, \mathbf{x}'_{r'}$, $\mathbf{x}''_1, \dots, \mathbf{x}''_{r''} \in \mathbb{Q}^2$ be generic, and the distinct points $\mathbf{p}'_i \in (\mathbb{K}_{\mathbb{R}}^*)^2$, $i = 1, \dots, r'$, and $\mathbf{p}''_{j1}, \mathbf{p}''_{j2} \in (\mathbb{K}^*)^2 \setminus (\mathbb{K}_{\mathbb{R}}^*)^2$, $j = 1, \dots, r''$, be generic among those, satisfying*

$$\text{Val}(\mathbf{p}'_i) = \mathbf{x}'_i, \quad i = 1, \dots, r', \quad \text{Val}(\mathbf{p}''_{j1}) = \text{Val}(\mathbf{p}''_{j2}) = \mathbf{x}''_j, \quad \text{Conj}(\mathbf{p}''_{j1}) = \mathbf{p}''_{j2}, \quad j = 1, \dots, r''.$$

Then one has

$$W_{r'',n}(\Sigma, D) = \sum_{s''=0}^{r''} \sum_{A^{(s'')}} w(A^{(s'')}, \bar{\mathbf{x}}', \bar{\mathbf{x}}''),$$

where $\bar{\mathbf{x}}' = \{\mathbf{x}'_1, \dots, \mathbf{x}'_{r'}\}$, $\bar{\mathbf{x}}'' = \{\mathbf{x}''_1, \dots, \mathbf{x}''_{r''}\}$, and $A^{(s'')}$ ranges over all real rational tropical curves of type (r', r'', s'') with Newton polygon Δ , which pass through $\bar{\mathbf{x}}' \cup \bar{\mathbf{x}}''$ in such a way that the points $\mathbf{x}''_1, \dots, \mathbf{x}''_{r''}$ are trivalent vertices of $A^{(s'')}$, the other points of $\bar{\mathbf{x}}' \cup \bar{\mathbf{x}}''$ are not vertices of $A^{(s'')}$, and the edges going through $\mathbf{x}''_1, \dots, \mathbf{x}''_{r''}$ have even weight.

Proof. *Step 1.* A general position of the points $\bar{\mathbf{x}}' \cup \bar{\mathbf{x}}''$ and the general choice of the respective points \mathbf{p}'_i , $i = 1, \dots, r'$, and $\mathbf{p}''_{j1}, \mathbf{p}''_{j2}$, $j = 1, \dots, r''$, ensure all the generality assumptions used in the proof of Proposition 2.1. Hence, in particular, the real rational curves in the linear system $|D|$ on the surface $\text{Tor}_{\mathbb{K}}(\Delta)$, passing through \mathbf{p}'_i , $i = 1, \dots, r'$, and $\mathbf{p}''_{i1}, \mathbf{p}''_{i2}$, $i = 1, \dots, r''$, are projected by $\text{Val} : (\mathbb{K}^*)^2 \rightarrow \mathbb{R}^2$ to the real rational tropical curves as described in the assertion of Theorem 4.

Step 2. Let A be a real rational tropical curve of type (r', r'', s'') , satisfying the conditions of Theorem 4, S the dual subdivision of Δ into polygons $\Delta_1, \dots, \Delta_N$, and G a graph constructed as described at the end of section 2.2. A collection of real polynomials $f_1(x, y), \dots, f_N(x, y)$ with Newton polygons $\Delta_1, \dots, \Delta_N$, respectively, is called an *admissible tropicalization* if

- for any common edge $\sigma = \Delta_k \cap \Delta_l$, the truncations f_k^σ and f_l^σ coincide;
- if an edge $\sigma \subset \Delta_k$ is dual to an edge of A , passing through \mathbf{x}'_i , $1 \leq i \leq r'$ (or through \mathbf{x}''_i , $i > s''$), then $f_k^\sigma(\xi'_i, \eta'_i) = 0$ (resp., $f_k^\sigma(\xi''_i, \eta''_i) = f_k^\sigma(\overline{\xi''_i}, \overline{\eta''_i}) = 0$);
- if a triangle Δ_k is dual to a vertex \mathbf{x}''_i of A , $1 \leq i \leq s''$, then $f_k(\xi''_i, \eta''_i) = f_k(\overline{\xi''_i}, \overline{\eta''_i}) = 0$;
- if Δ_k is a parallelogram, then f_k is split into the product of a monomial and few binomials;
- if a triangle Δ_k is dual to a vertex of A outside the graph G , then f_k defines a real rational curve in $\text{Tor}(\Delta_k)$, which crosses $\text{Tor}(\partial\Delta_k)$ at precisely three points and is non-singular there;
- if a triangle Δ_k is dual to a univalent (or bivalent) vertex of G , then f_k defines a real rational curve in $\text{Tor}(\Delta_k)$, which crosses $\text{Tor}(\partial\Delta_k)$ at two real and a pair of imaginary conjugate points (resp., at one real and two pairs of imaginary conjugate points) and is non-singular there;
- if a triangle Δ_k is dual to a trivalent vertex of G , then the curve $f_k = 0$ in $\text{Tor}(\Delta_k)$ is split into a pair of imaginary conjugate rational curves, each of them crossing $\text{Tor}(\partial\Delta_k)$ at precisely three imaginary points being non-singular there.

Next we define an *admissible refined tropicalization* associated with A and G . First, we consider the set of the local branches of curves $C_k := \{f_k = 0\} \subset \text{Tor}(\Delta_k)$, $k = 1, \dots, N$, which are tangent to $\bigcup_k \text{Tor}(\partial\Delta_k)$, and, following the instructions of section 2.4, distribute these branches into disjoint pairs. With each pair (B, B') we associate a triangle $\Delta_{B, B'} = \text{Conv}\{(0, 0), (0, 2), (m, 1)\}$, where m is the intersection number of B (or B') with $\bigcup_k \text{Tor}(\partial\Delta_k)$. If B and B' are branches of curves C_k and C_l , respectively, centered at the same point on $\text{Tor}(\sigma)$, $\sigma = \Delta_k \cap \Delta_l$, we perform the refinement procedure described in [12], section 3.5. The corresponding transformations of the polygons Δ_k, Δ_l and the polynomials f_k, f_l , namely, the coordinate change induced by $M_\sigma \in \text{Aff}(\mathbb{Z}^2)$ and the shift $x \mapsto x + \xi$, are illustrated in Figure

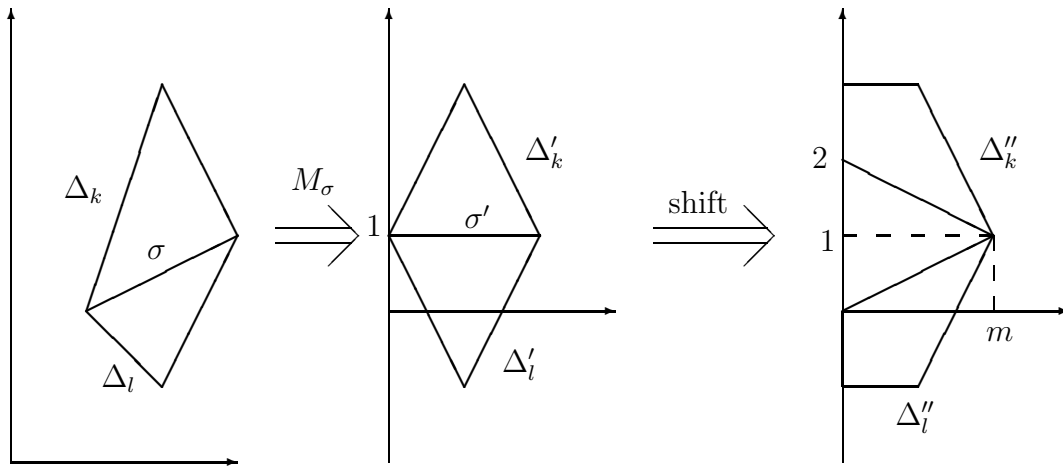


Figure 2: Refinement of the tropicalization, I

2 (see [12], section 3.5, for all details). Notice that the (transformed) polynomials f_k, f_l determine the coefficients of y^2, yx^m , and 1.

If branches B, B' , forming a pair, are centered at points $z \in \text{Tor}(\sigma)$, $z' \in \text{Tor}(\sigma')$, where $\sigma \neq \sigma'$, then we perform the refinement procedure, described in [12], section 3.6, and illustrated in Figure 3. Namely, Figures 3(b,c) indicate the transforms induced by some $M \in \text{Aff}(\mathbb{Z}^2)$ and by a shift $x \mapsto x + \xi$. The convex piece-wise linear function $\nu : \Delta \rightarrow \mathbb{R}$, whose graph projects onto the subdivision S , induces a convex piece-wise linear function ν' on the polygons, shown in Figure 3(c) except for the trapezoid θ . The generality of the configuration $\overline{\mathbf{x}} \cup \overline{\mathbf{x}}''$ yields, in particular, the generality of the function ν in the following sense: no four parallel edges of the graph of ν lie on two parallel planes. Thus, ν can uniquely be extended to θ as a convex piece-wise linear function, which defines a subdivision of θ into parallelograms and a translate of $\Delta_{B,B'}$ (see, for example, Figure 3(d)). Furthermore, those polynomials f_1, \dots, f_N , whose Newton polygons contain σ, σ' and all the parallel to them edges of S (see Figure 3(a)), after transformations determine the coefficients at the integral points on the part of the boundary of θ common with other polygons. This uniquely determines the polynomials with Newton parallelograms inside θ , which are split into products of a monomial and binomials. Finally, we determine the (non-zero) coefficients corresponding to the vertices of the triangle inside θ , and which we respectively assign to the vertices of $\Delta_{B,B'}$.

Denote by \mathcal{B} the set of all pairs (B, B') of local branches as above. We extend an admissible tropicalization f_1, \dots, f_N by adding (complex) polynomials $f_{B,B'}(x, y)$ with Newton polygons $\Delta_{B,B'}$, $(B, B') \in \mathcal{B}$, such that

- any $f_{B,B'}$ is given by formula (2.21) with the coefficients $a, b, c \in \mathbb{C}^*$, prescribed as explained above;

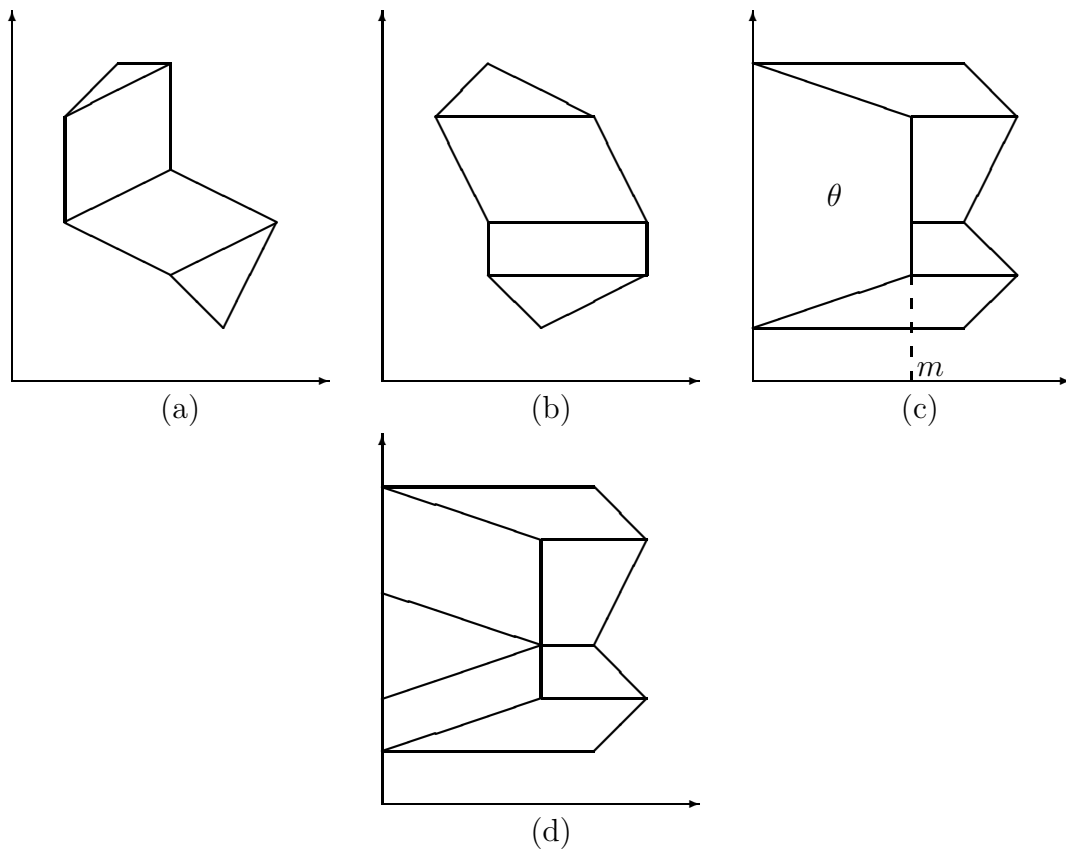


Figure 3: Refinement of the tropicalization, II

- the curve $\{f_{B,B'} = 0\} \subset \text{Tor}(\Delta_{B,B'})$ is rational nodal;
- if (B, B') is real then $f_{B,B'}$ is real;
- if (B, B') is imaginary, and $(\overline{B}, \overline{B}')$ is the conjugate pair, then $f_{\overline{B}, \overline{B}'} = \overline{f_{B, B'}}$.

The curves $C_k = \{f_k = 0\} \subset \text{Tor}(\Delta_k)$, $k = 1, \dots, N$, and $C_{B,B'} = \{f_{B,B'} = 0\} \subset \text{Tor}(\Delta_{B,B'})$, $(B, B') \in \mathcal{B}$, we call *admissible tropicalization curves*.

Step 3. Let us be given a tropical curve A and an admissible refined tropicalization f_i , $i = 1, \dots, N$, $f_{B,B'}$, $(B, B') \in \mathcal{B}$, as described in Step 1. We state

Lemma 3.1 (1) *Under the above assumptions, there exists a polynomial $f \in \mathbb{K}_{\mathbb{R}}[x, y]$ with Newton polygon Δ such that $\{f(x, y) = 0\}$ is a rational nodal curve C in $\text{Tor}_{\mathbb{K}}(\Delta)$, and the refined tropical limit of the polynomial $f(x, y)$ consists of the tropical curve A and the polynomials f_i , $i = 1, \dots, N$, $f_{B,B'}$, $(B, B') \in \mathcal{B}$. All these curves C have the same number of real solitary nodes, which is equal to the total number of such nodes over all the curves $C_i = \{f_i = 0\} \subset \text{Tor}(\Delta_i)$, $i = 1, \dots, N$, and $C_{B,B'} = \{f_{B,B'} = 0\} \subset \text{Tor}(\Delta_{B,B'})$, $(B, B') \in \mathcal{B}$.*

(2) *The number of the above curves C , passing through \mathbf{p}'_i , $i = 1, \dots, r'$, and $\mathbf{p}''_{i1}, \mathbf{p}''_{i2}$, $i = 1, \dots, r''$, is finite, and depends only on A and on the polynomials f_i , $i = 1, \dots, N$. Furthermore, if all the edges of A outside the graph G_{\max} have odd weight, then the number of such curves C is equal to $2^{s''-r''} \prod_{j>s''} |\sigma_j|$, where σ_j is the edge of S , dual to the edge of A passing through \mathbf{x}''_j , $j > s''$.*

The proof, based on [12], Theorem 5, is presented in section 3.2.

Step 4. By Proposition 2.1, the real rational curves in the linear system $|D|$ on $\text{Tor}_{\mathbb{K}}(\Delta)$, passing through \mathbf{p}'_i , $i = 1, \dots, r'$, and $\mathbf{p}''_{i1}, \mathbf{p}''_{i2}$, $i = 1, \dots, r''$, project onto real rational tropical curves as described in the assertion of Theorem 4, and their refined tropical limits determine (up to a real constant factor) an admissible refined tropicalization, associated with A and a respective graph G .

We claim that, if there is an edge of A of even weight, which is not included in G , then the total contribution to $W_{r''}(\Sigma, D)$ of the real rational curves in $\text{Tor}_{\mathbb{K}}(\Delta)$, having A and G in their tropical limits, is zero.

Indeed, by restriction (R3) obtained in Step 4 of the proof of Proposition 2.1, semi-infinite edges of A of even weight belong to G . Let f_k , $k = 1, \dots, N$, $f_{B,B'}$, $(B, B') \in \mathcal{B}$, be an admissible tropicalization associated with A and G . An edge of A of even weight outside G must have two endpoints, and hence there is a pair $(B_0, B'_0) \in \mathcal{B}$ of real local branches, having an even intersection multiplicity with $\bigcup_k \text{Tor}(\partial\Delta_k)$. By Lemma 2.8, the polynomial f_{B_0, B'_0} can be replaced by another

polynomial \hat{f}_{B_0, B'_0} keeping the admissibility property. By Lemma 3.1, these admissible refined tropical limits produce an equal number of real rational curves in $|D|$, but they have different parity of the number of real solitary nodes (see again Lemma 2.8).

Thus, the only pairs (A, G) , which contribute to $W_{r''}(\Sigma, D)$ are (A, G_{\max}) such that all edges of A outside G_{\max} have odd weight.

Step 5. In the previous notation and assumptions, let A have no edge of even weight outside G_{\max} . By Lemmas 2.3, 2.4, 2.5, 2.7, and 2.8, all the real rational curves in $|D|$ arising along Lemma 3.1 from admissible refined tropicalizations associated with A and G_{\max} , have the same number of real solitary nodes $\pmod 2$, and the parity is given by the sign of $w(A, \bar{\mathbf{x}}', \bar{\mathbf{x}}'')$ as defined in section 2.5. Thus, to complete the proof of Theorem 4, we have to count the number of admissible refined tropicalizations associated with A and G_{\max} and considered up to multiplication by a non-zero real constant.

First, by Lemma 2.4, we have $\prod |\Delta'|$ choices for admissible curves with Newton triangles, dual to $\mathbf{x}''_1, \dots, \mathbf{x}''_{s''}$, where Δ' runs over all these triangles.

Second, the above choice and the coordinates of $\mathbf{p}'_i, i = 1, \dots, r'$, and $\mathbf{p}''_{i1}, i > s''$, determine the intersections of the possible admissible tropicalization curves C_1, \dots, C_N with $\bigcup \text{Tor}(\sigma')$, where σ' runs over all edges of the subdivision S , dual to the extended edges of A , passing through $\mathbf{x}'_i, i = 1, \dots, r'$, and $\mathbf{x}''_i, i = 1, \dots, r''$. Let E_0 be the union of all these extended edges of A .

The graph E_0 is a union of trees, whose vertices differing from $\mathbf{x}''_1, \dots, \mathbf{x}''_{s''}$ have valency at most two. Notice that the position of the remaining edges of A is prescribed by E_0 (provided that the combinatorial type of the pair $(A, \bar{\mathbf{x}}' \cup \bar{\mathbf{x}}'')$ is fixed). This yields that the graph E_0 has a bivalent vertex v_0 , and there is an extended edge ε_1 in $A \setminus E_0$ starting at v_0 . Notice that ε_1 cannot join two vertices of E_0 of valency two (this can be verified precisely as a similar statement on the graphs $G_i, i \geq 0$ in Step 3 of the proof of Proposition 2.1). Put $E_1 = E_0 \cup \varepsilon_1$.

For an admissible tropicalization curve with Newton triangle Δ' , dual to v_0 , we know the intersections with $\text{Tor}(\sigma') \cup \text{Tor}(\sigma'')$ with σ', σ'' , being any two edges of the Newton triangle. Then, by Lemmas 2.3, 2.5, and 2.7, the choice of such an admissible tropicalization curve can be made (i) in a unique way, if all the edges of Δ' have odd length, (ii) in $|\Delta'|/|\sigma'|$ ways, if σ' has an even length and σ'' has an odd length, (iii) in $2|\Delta'|/(|\sigma'| \cdot |\sigma''|)$ ways, if both σ' and σ'' have even length.

Next, by a similar reason, there is a bivalent vertex v_1 of E_1 , and the extended edge ε_2 of $A \setminus E_1$, starting at v_1 , which does not end up at another bivalent vertex of E_1 . We then reconstruct a compatible admissible tropicalization curve with Newton

triangle dual to v_1 . Proceeding in the same manner, we complete the reconstruction of all the admissible tropicalization curves C_1, \dots, C_N . It follows immediately that the reconstruction of C_1, \dots, C_N can be done in $2^e \prod |\Delta'| \cdot (\prod \omega(\varepsilon') \cdot \prod \omega(\varepsilon''))^{-1}$ ways, where e is the number of even triangles in S , Δ' runs over all triangles in S , containing an even length edge, ε' runs over all the extended edges of A of even weight with two endpoints, ε'' runs over all the extended edges of A , passing through \mathbf{x}''_j , $j > s''$, and at last, $\omega(*)$ denotes the weight.

By Lemma 2.8, for any collection of admissible tropicalization curves C_1, \dots, C_N , we can find $\prod (\omega(\varepsilon')/2)$ compatible collections of admissible refining tropicalization curves $C_{B,B'}$, $(B, B') \in \mathcal{B}$, where ε' runs over all the extended edges of A of even weight.

Combining these computations with the result of Lemma 3.1, we complete the proof. \square

3.2 Proof of Lemma 3.1

Step 1. The subdivision S , the convex piece-wise linear function $\nu : \Delta \rightarrow \mathbb{R}$, and the collection of admissible tropicalization curves C_i , $i = 1, \dots, N$, $C_{B,B'}$, $(B, B') \in \mathcal{B}$, satisfy the conditions of the patchworking Theorem 5 from [12], section 5.3. Indeed, the assumptions of [12], section 5.1, are easily verified. An orientation Γ of the tropical curve A , required in the assertion of Theorem 5 [12], can be chosen so that all edges of A form angles $\alpha \in (-\pi/2, \pi/2]$ with the horizontal coordinate axis. Then all the triads $(\Delta_k, \Delta_k^-(\Gamma), C_k)$, $k = 1, \dots, N$, and all the deformation patterns, given by the curves $C_{B,B'}$, $(B, B') \in \mathcal{B}$, are transversal (in the sense of [12], section 5.2) by [12], Lemmas 5.5 and 5.6. Hence [12], Theorem 5, provides the existence of a real nodal rational curve C in the linear system $|D|$ on $\text{Tor}_{\mathbb{K}}(\Delta)$, whose refined tropical limit consists of A and C_i , $i = 1, \dots, N$, $C_{B,B'}$, $(B, B') \in \mathcal{B}$. Moreover, the number of real solitary nodes of any of such curves C is equal to the total number of real solitary nodes of the refined tropicalization C_i , $i = 1, \dots, N$, and $C_{B,B'}$, $(B, B') \in \mathcal{B}$.

To further impose the conditions $\mathbf{p}'_i, \mathbf{p}''_{j1}, \mathbf{p}''_{j2} \in C$, $i = 1, \dots, r'$, $j = 1, \dots, r''$, we need a description of the complete family of curves $C \subset \text{Tor}_K(\Delta)$ as above. Such a description is not given in the assertion of Theorem 5 [12], but we shall extract it from the proof of that theorem. The proof goes as follows. The curves C are represented by polynomials

$$f(x, y) = \sum_{(i,j) \in \Delta} (a_{ij} + c_{ij}) t^{\nu(i,j)} x^i y^j \in \mathbb{K}_{\mathbb{R}}[x, y],$$

where

$$f_k(x, y) = \sum_{(i,j) \in \Delta_k} a_{ij} x^i y^j, \quad k = 1, \dots, N, \quad c_{ij} = c_{ij}(t) \in \mathbb{K}_{\mathbb{R}}, \quad \text{Val}(c_{ij}) < 0, \quad (i, j) \in \Delta.$$

The rationality requirement is expressed as a system of equations on the unknowns $c_{ij}(t)$, whose linearization at $t = 0$ appears to be independent, and thus, the implicit function theorem applies, resulting in the existence of a family of the aforementioned curves $C \subset \text{Tor}_{\mathbb{K}}(\Delta)$, smoothly depending on some parameters. Thus, we shall assume that $c_{v_0} = 0$, where v_0 is some vertex of Δ , since the polynomials in $\mathbb{K}[x, y]$ are considered up to a constant factor, and then we have only to indicate, which of c_{ij} , $(i, j) \in \Delta \setminus \{v_0\}$, can be chosen as independent parameters.

Step 2. We start by reducing the set of variables up to the following one.

Denote by $V'(S)$ the set of (integral) middle points $v(\sigma)$ of all the edges σ of S , dual to the extended edges of A belonging to the graph G_{\max} . We shall show that independent variables can be chosen among

$$c_{ij}, \quad (i, j) \in V(S) \cup V'(S) \setminus \{v_0\}, \quad (3.23)$$

where $V(S)$ stands for the set of vertices of S .

Along the proof of Theorem 5 [12], the rationality condition for C reduces to equations for c_{ij} , $(i, j) \in \Delta \setminus \{v_0\}$, which, up to terms containing t to a positive power, coincide with the equations of the transversality of all the triples $(\Delta_k, \Delta_k^-(\Gamma), C_k)$, $k = 1, \dots, N$, which are written for the coefficients of the polynomials

$$\tilde{f}_k = \sum_{(i,j) \in \Delta_k} (a_{ij} + c_{ij}) x^i y^j, \quad k = 1, \dots, N, \quad c_{v_0} = 0.$$

The transversality condition for a parallelogram Δ_k (recall that $\Delta_k^-(\Gamma)$ consists of two non-parallel edges) implies by [12], Lemma 5.1,

$$c_{ij} = L_{ij} \left(\{c_{\alpha\beta} : (\alpha, \beta) \in \Delta_k^-(\Gamma) \setminus \{v_0\}\} \right) \\ + \text{h.o.t.} + O(t), \quad (i, j) \in \Delta_k \setminus \Delta_k^-(\Gamma), \quad (3.24)$$

with some real linear functions L_{ij} , $(i, j) \in \Delta_k \setminus \Delta_k^-(\Gamma)$, as well as the following relation: for any pair σ, σ' of parallel edges of Δ_k , it holds that

$$\frac{a_{ij} + c_{ij}}{a_{i'j'} + c_{i'j'}} = \frac{a_{i_1j_1} + c_{i_1j_1}}{a_{i'_1j'_1} + c_{i'_1j'_1}} + O(t), \quad (i, j), (i_1, j_1) \in \sigma, \quad (i', j'), (i'_1, j'_1) \in \sigma', \quad (3.25)$$

where (i, j) and (i_1, j_1) run over the integral points of σ , and (i', j') , $(i'_1, j'_1) \in \sigma'$ are obtained from (i, j) , (i_1, j_1) , respectively, by a shift taking σ to σ' .

By [12], Definition 5.2, the transversality of a triple $(\Delta_k, \Delta_k^-(\Gamma), C_k)$ with a triangle Δ_k means that the condition to pass through the nodes of the curve C_k , and the relations

$$\begin{cases} (C \cdot \text{Tor}(\sigma))_z \geq (C_k \cdot \text{Tor}(\sigma))_z, & z \in C_k \cap \text{Tor}(\sigma), \quad \sigma \subset \Delta_k^-(\Gamma), \\ (C \cdot \text{Tor}(\sigma))_z \geq (C_k \cdot \text{Tor}(\sigma))_z, & z \in C_k \cap \text{Tor}(\sigma), \quad \sigma \not\subset \Delta_k^-(\Gamma), \end{cases} \quad (3.26)$$

are independent for curves C in the linear system $|C_k|$ on $\text{Tor}(\Delta_k)$. From the description of the curves C_k and the Riemann-Roch theorem (in the form of Lemma 5.5 [12]), it can easily be verified that conditions (3.26) result in

$$\begin{aligned} c_{ij} = L_{ij}(\{c_{\alpha\beta} : (\alpha, \beta) \in \Delta_k^-(\Gamma) \cup ((V(S) \cup V'(S)) \cap \partial\Delta_k) \setminus \{v_0\}\}) \\ + \text{h.o.t.} + O(t), \quad (3.27) \\ (i, j) \in \Delta_k \setminus (\Delta_k^-(\Gamma) \cup ((V(S) \cup V'(S)) \cap \partial\Delta_k)). \end{aligned}$$

Combining (3.24) and (3.27), we obtain that the variables c_{ij} , $(i, j) \in \Delta \setminus (V(S) \cup V'(S))$, can be expressed via variables (3.23).

Step 3. We finally select an independent set of variables among (3.23).

In each parallelogram Δ_k there is a unique vertex, which does not belong to $\Delta_k^-(\Gamma)$. We remove all such vertices from $V(S)$ and denote the complement set by $V_\Gamma(S)$. Without loss of generality, assume that $v_0 \in V_\Gamma(S)$.

The extended edge of A , passing through a point \mathbf{x}_j'' , $j > s''$, is dual to one or a few parallel edges of S ; we pick up one of these edges of S , denote it by σ_j , and introduce the set $V''(S) = \{v(\sigma_j) : s'' < j \leq r''\} \subset V'(S)$.

We claim that c_{ij} , $(i, j) \in V_\Gamma(S) \cup V''(S) \setminus \{v_0\}$, is a complete set of independent variables, parametrizing the family of real rational curves C as in the assertion of Lemma 3.1.

Indeed, first, we notice that Γ defines a partial order on the set of parallelograms of S , which we complete up to a linear order, and then, following the chosen order, we can restore all the variables c_{ij} , $(i, j) \in V(S) \setminus \{v_0\}$, by means of relations (3.25), restricted to the vertices of the parallelograms.

Second, we notice that if an extended edge ε of A is dual to several (parallel) edges of S , say $\sigma^{(1)}, \dots, \sigma^{(k)}$, then we can find c_{ij} with $(i, j) = v(\sigma^{(i)})$, $1 \leq i < k$, using relations (3.25) and the knowledge of $c_{\alpha\beta}$, $(\alpha, \beta) \in \{v(\sigma^{(k)})\} \cup V(S) \setminus \{v_0\}$.

Third, having the variables $c_{\alpha\beta}$, $(\alpha, \beta) \in V(S) \cup V''(S) \setminus \{v_0\}$, and using relations (3.27), we can find all the variables c_{ij} , $(i, j) \in V'(S) \setminus V''(S)$. Namely, we follow the algorithm of construction of the graph G_{\max} , starting with the graph G_0 (see Steps 2 and 3 of the proof of Proposition 2.1, and the beginning of section 2.5). That is, we begin with the knowledge of c_{ij} , $(i, j) = v(\sigma)$ for all edges σ of S , dual

to the edges of the graph G_0 . We successively append extended edges of A to G_0 so that each time we have a triangle Δ_k and the variables c_{ij} , where (i, j) ranges over the vertices of Δ_k and over $v(\sigma'), v(\sigma''), \sigma', \sigma''$ being any two edges of Δ_k . Then relations (3.27) allow us to find c_{ij} with $(i, j) = v(\sigma''')$, σ''' being the third edges of Δ_k .

Thus, the variables c_{ij} , $(i, j) \in V_\Gamma(S) \cup V''(S) \setminus \{v_0\}$, determine the variables c_{ij} , $(i, j) \in V(S) \cup V'(S) \setminus \{v_0\}$, and hence, as shown before, all the variables c_{ij} , $(i, j) \in \Delta_k \setminus \{v_0\}$. At last, we observe that $\#(V_\Gamma(S) \cup V''(S) \setminus \{v_0\}) = \text{rk}(A) + r'' - s'' = -K_\Sigma D - 1$ is the dimension of the variety of rational curves in the linear system $|D|$ on the surface Σ , which confirms the independence of the variables c_{ij} , $(i, j) \in V_\Gamma(S) \cup V''(S) \setminus \{v_0\}$.

A particular consequence of the result obtained in this step is that the variables c_{ij} , $(i, j) \in V''(S)$ are independent of the variables c_{ij} , $(i, j) \in V(S) \setminus \{v_0\}$, and that equations (3.25), restricted to the vertices of all the parallelograms in S , impose N_4^4 independent conditions on the latter set of variables.

Step 4. The requirement to pass through the points \mathbf{p}'_i , $i = 1, \dots, r'$, and $\mathbf{p}''_{i1}, \mathbf{p}''_{i2}$, $i = 1, \dots, r''$, applied to the family of the real rational curves C with the given refined tropical limit, can be formalized as follows.

Let a vertex \mathbf{x}''_i , $1 \leq i \leq s''$, of A be dual to a triangle Δ_k . Then the equations $f(\mathbf{p}''_{i1}) = f(\mathbf{p}''_{i2}) = 0$ coincide up to terms, containing t to a positive power, with equations $f_k(\xi''_i, \eta''_i) = f_k(\overline{\xi}''_i, \overline{\eta}''_i) = 0$ with ξ''_i, η''_i introduced in (2.12). By Riemann-Roch (see Lemma 2.4) the two latter equations together with (3.27), restricted to Δ_k , impose $|\Delta_k \cap \mathbb{Z}^2| - 1$ independent conditions on the variables $c_{\alpha\beta}$, $(\alpha, \beta) \in \Delta_k \setminus \{v_0\}$, and thus, one can conclude with

$$\frac{a\alpha_1\beta_1 + c_{\alpha_1\beta_1}}{a\alpha_3\beta_3 + c_{\alpha_3\beta_3}} = O(t), \quad \frac{a\alpha_2\beta_2 + c_{\alpha_2\beta_2}}{a\alpha_3\beta_3 + c_{\alpha_3\beta_3}} = O(t), \quad (3.28)$$

where $(\alpha_1, \beta_1), (\alpha_2, \beta_2), (\alpha_3, \beta_3)$ are the vertices of Δ_k .

Let a point \mathbf{x}'_i , $1 \leq i \leq r'$, belong to an extended edge ε of A , whose endpoints are dual to triangles Δ_k, Δ_l (the fact that ε has two endpoints is established in Step 4 of the Proof of Proposition 2.1). Then the condition $f(\mathbf{p}'_i) = 0$ can be expressed by an equation of type (5.4.50) in [12], section 5.4, which, in our notation, is interpreted as

$$\begin{aligned} & c_{\alpha_1\beta_1} + \varphi_1(\xi'_i, \eta'_i)c_{\alpha_2\beta_2} \\ & = \varphi_2(\xi'_i, \eta'_i) \left(\varphi_3(\xi'_i, \eta'_i, a_{\alpha_1\beta_1}, a_{\alpha_2\beta_2}, a') \right)^{1/m} t^p (1 + \Phi) + \Psi, \end{aligned} \quad (3.29)$$

⁴Recall that N_4 is the number of parallelograms in S .

where m is the length of the edge σ of Δ_k , which is dual to ε , the points (α_1, β_1) and (α_2, β_2) are the vertices of σ , the non-zero real numbers ξ'_i, η'_i are defined by (2.11), $\varphi_1, \varphi_2, \varphi_3$ are monomials of the corresponding variables, a' is a linear combination of certain coefficients of f_k (or f_l) such that $\tilde{a} \neq 0^5$, p is a positive integer, and, at last, Φ and Ψ are certain real analytic functions of the variables a_{ij}, c_{ij}, t , whose terms either contain t to a positive power, or are at least quadratic in c_{ij} . We observe that equation (3.29) is split into m equations such that, for an odd m , only one of them is real, and, for an even m , not one nor two of them are real.

Assume now that a point $\mathbf{x}''_i, s'' < i \leq r''$, belongs to an extended edge ε of A with endpoints dual to triangles Δ_k, Δ_l (the case of a semi-infinite edge ε can be treated in the same way). Again by formula (5.4.50) of [12], section 5.4, the conditions $f(\mathbf{p}''_{i1}) = f(\mathbf{p}''_{i2}) = 0$ reduce to a system of equations, which can be written as

$$\left\{ \begin{array}{l} c_{\alpha_1\beta_1} + \varphi_1(\xi''_i, \eta''_i)c_{\alpha_2\beta_2} \\ \quad = \varphi_2(\xi''_i, \eta''_i) \left(\varphi_3(\xi''_i, \eta''_i, a_{\alpha_1\beta_1}, a_{\alpha_2\beta_2}, \tilde{a}) \right)^{1/m} t^p (1 + \Phi) + \Psi, \\ c_{\alpha_1\beta_1} + \varphi_1(\overline{\xi''_i}, \overline{\eta''_i})c_{\alpha_2\beta_2} \\ \quad = \varphi_2(\overline{\xi''_i}, \overline{\eta''_i}) \left(\varphi_3(\overline{\xi''_i}, \overline{\eta''_i}, a_{\alpha_1\beta_1}, a_{\alpha_2\beta_2}, \overline{\tilde{a}}) \right)^{1/m} t^p (1 + \overline{\Phi}) + \overline{\Psi}, \end{array} \right. \quad (3.30)$$

where $2m$ is the length of the edge σ of Δ_k , which is dual to ε , the point (α_1, β_1) is a vertex of σ , different from v_0 , and $(\alpha_2, \beta_2) = v(\sigma)$ is the middle point of σ , the non-zero numbers ξ''_i, η''_i are defined by (2.12), $\varphi_1, \varphi_2, \varphi_3$ are monomials of the corresponding variables with real coefficients, a' is a linear combination of certain coefficients of f_k (or f_l) such that $\tilde{a} \neq 0$, p is a positive integer, and, at last, Φ and Ψ are certain analytic functions of the variables a_{ij}, c_{ij}, t , whose terms either contain t to a positive power, or are at least quadratic in c_{ij} . We observe that system (3.30) is split into m systems invariant with respect to the complex conjugation.

Take equations (3.25), restricted to the vertices of all the parallelograms in S , and equations (3.28) for all $i = 1, \dots, s''$, and then append one real equation (3.29) for each $i = 1, \dots, r'$, and one Conj-invariant system (3.30) for each $i = s'' + 1, \dots, r''$. Observe that the linearizations of the $|V(S)| - 1 + |V''(S)|$ chosen equations impose independent conditions on the variables $c_{ij}, (i, j) \in V(S) \cup V''(S) \setminus \{v_0\}$. Indeed, using these linearizations and following the algorithm, which restores the tropical curve A from the graph E_0 (see Step 5 in the proof of Theorem 4), we can determine all the aforementioned variables. \square

⁵The coefficient \tilde{a} appears as a''_{01} in formula (5.4.50) of [12].

4 Counting the Welschinger invariant via lattice paths in the Newton polygon

4.1 Reconstruction of non-Archimedean amoebas passing through generic points on a straight line

Following the ideas of [8, 9], we intend to choose a specific configuration of the points $\mathbf{x}'_1, \dots, \mathbf{x}'_{r'}$ and $\mathbf{x}''_1, \dots, \mathbf{x}''_{r''}$, for which all the subdivisions S of Δ , dual to the real rational tropical curves mentioned in Theorem 4, can be obtained in a simple combinatorial algorithm. In this section we describe a reconstruction of a non-Archimedean amoeba, supporting a real rational tropical curve.

We introduce an orthogonal system of coordinates $\lambda = \alpha x + \beta y$, $\mu = \beta x - \alpha y$ in \mathbb{R}^2 with generic $\alpha, \beta \in \mathbb{Q}$. The coordinate line $\Lambda := \{\mu = 0\}$ is then not orthogonal to any of the segments joining integral points in Δ .

We pick $r' + r''$ distinct points $\mathbf{y}_1, \dots, \mathbf{y}_{r'+r''}$ in $\Lambda \cap \mathbb{Q}^2$ so that

$$0 < \lambda(\mathbf{y}_1) \ll \dots \ll \lambda(\mathbf{y}_{r'+r''}), \quad (4.31)$$

then move them slightly in their neighborhoods in \mathbb{Q}^2 , obtaining a generic configuration $\bar{\mathbf{y}}$. At last, we declare r' points in $\bar{\mathbf{y}}$ as $\mathbf{x}'_1, \dots, \mathbf{x}'_{r'}$ and the remaining r'' points as $\mathbf{x}''_1, \dots, \mathbf{x}''_{r''}$.

Remark 4.1 *In fact, one could leave the set $\bar{\mathbf{y}}$ on the line Λ , and satisfy the generality conditions required in Theorem 4. In the construction of a real rational tropical curve through $\bar{\mathbf{x}}' \cup \bar{\mathbf{x}}''$, presented below, we suppose that the fixed points lie on the line Λ , since a small variation of the configuration does not affect the construction.*

Let A be a real rational tropical curve of type (r', r'', s'') with Newton polygon Δ , which passes through $\bar{\mathbf{x}}' \cup \bar{\mathbf{x}}''$ so that some s'' points among $\mathbf{x}''_1, \dots, \mathbf{x}''_{r''}$ are its vertices. As established in Step 3 of the proof of Proposition 2.1, the other points in $\bar{\mathbf{x}}' \cup \bar{\mathbf{x}}''$ are not vertices of A .

The curve A can be restored in finitely many ways, and we shall enumerate them.

Consider the germs of edges of A passing through $\bar{\mathbf{x}}' \cup \bar{\mathbf{x}}''$. We have a finite choice of these germs which should be orthogonal to some segments with integral endpoints in Δ . Some s'' of the points $\mathbf{x}''_1, \dots, \mathbf{x}''_{r''}$ should be trivalent vertices of A . In view of the general position of the line Λ , the germs do not lie on Λ . Furthermore, we orient the germs or their halves to start at the points $\mathbf{x}'_1, \dots, \mathbf{x}'_{r'}, \mathbf{x}''_1, \dots, \mathbf{x}''_{r''}$ as shown, for example, on Figure 4(a) (cf. [9], Lemma 4.17 and Figure 11).

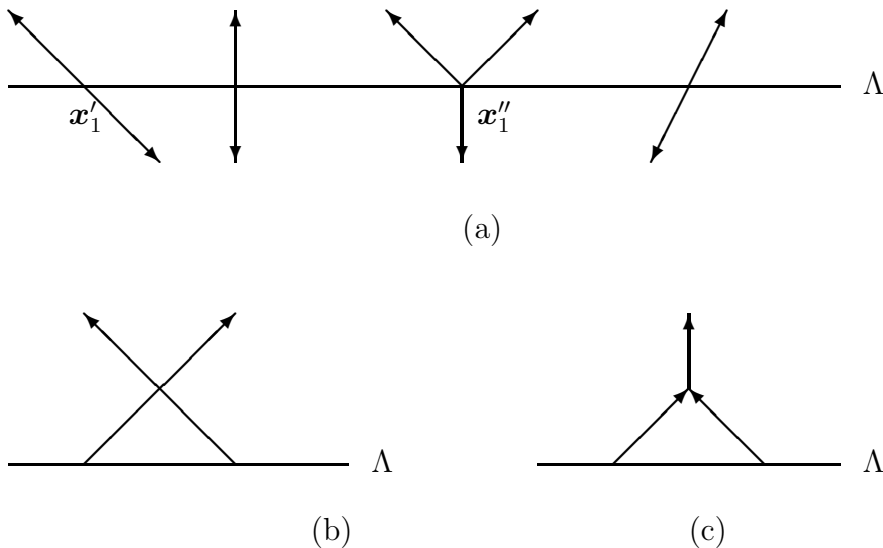


Figure 4: Reconstruction of the tropical curve

Given a combinatorial type of A and a combinatorial type of the pair $(A, \bar{x}' \cup \bar{x}'')$, the configuration $\bar{x}' \cup \bar{x}''$ determines A uniquely. In particular, some extended edges of A arising from the given edge germs at $\bar{x}' \cup \bar{x}''$ must intersect. For such an intersection point we have two possibilities: (i) it is either a four-valent vertex of A (see Figure 4(b)), or (ii) it is a trivalent vertex of A (see Figure 4(c)). In the latter case, another extended edge of A starts at the intersection point, which we orient as shown in Figure 4(c). For this edge germ we again have a finite choice, determined by the orthogonality to a segment with integral endpoints in Δ and by the equilibrium relation (see, for instance, [11], formula (10) in section 3), which, in particular, says that the directing vector of the new edge germ is a linear combination of the directing vectors of the two edges, coming to the given vertex of A , with positive coefficients.

We proceed in the same manner with the new collection of edge germs of A , and reconstruct the whole tropical curve A . In fact, this procedure coincides with the reconstruction of A in the sequence of graphs E_0, E_1, \dots as appears in Step 5 of the proof of Theorem 4.

We make a few observations:

- (O1) The directing vectors of the extended edges of A , which do not intersect with $\bar{x}' \cup \bar{x}''$, and have an endpoint in the half plane $\mu > 0$ (or $\mu < 0$), have a positive (resp., negative) μ -component, and hence $A \cap \Lambda = \bar{x}' \cup \bar{x}''$. This means that the components of $\Lambda \setminus (\bar{x}' \cup \bar{x}'')$ lie entirely in the components of $\mathbb{R}^2 \setminus A$, and are dual to some $r' + r'' + 1$ integral points in Δ ordered by the linear

function λ in the same way as the components of $\Lambda \setminus (\bar{\mathbf{x}}' \cup \bar{\mathbf{x}}'')$. Furthermore, the semi-infinite components of $\Lambda \setminus (\bar{\mathbf{x}}' \cup \bar{\mathbf{x}}'')$ correspond to the (integral) points of Δ , where $\lambda|_{\Delta}$ takes its maximal and minimal values.

- (O2) If \mathbf{x}_i'' is a trivalent vertex of A , and $\omega_1, \omega_2, \omega_3$ are the integral points in Δ , which correspond to the components of $\mathbb{R}^2 \setminus A$ adjacent to \mathbf{x}_i'' , so that the first two components intersect Λ , then $\lambda(\omega_1) > \lambda(\omega_3) > \lambda(\omega_2)$.
- (O3) Let \mathcal{R} be the rays in the half-plane $\mu > 0$, starting at $\bar{\mathbf{x}}' \cup \bar{\mathbf{x}}''$ and at the trivalent vertices of A , and generated by the oriented edge germs of A . We introduce a partial order in \mathcal{R} as follows. The rays, starting at $\bar{\mathbf{x}}' \cup \bar{\mathbf{x}}''$, are ordered by successive intersections with a line close and parallel to Λ and oriented by λ . If a ray $l_0 \in \mathcal{R}$ starts at a trivalent vertex, where rays $l', l'' \in \mathcal{R}$ merge, and $l' \succ l''$, then we assume $l_0 \succ l$ for all $l \in \mathcal{R}$ such that $l' \succ l$, and $l \succ l_0$ for all $l \in \mathcal{R}$ such that $l \succ l''$. Then relation (4.31) yields that, if some rays $l_1, l_2 \in \mathcal{R}$ cross a ray $l_3 \in \mathcal{R}$, then l_1 and l_2 are ordered, say, $l_1 \succ l_2$, and, respectively, $\mu(l_1 \cap l_3) > \mu(l_2 \cap l_3)$. A similar claim holds for rays in the half-plane $\mu < 0$.

4.2 Reconstruction of subdivisions dual to real rational tropical curves passing through generic points on a straight line

Observations O1, O2, O3 allow us to convert the preceding construction of A into the dual language of subdivisions of Δ . The dual construction is performed as follows:

Step 1. The linear function λ defines a linear order of the set $\Delta \cap \mathbb{Z}^2$. We choose $r' + r'' + 1$ distinct successive points $v_i \in \Delta \cap \mathbb{Z}^2$, $i = 0, \dots, r' + r''$, such that $\lambda(v_0) = \min \lambda(\Delta)$ and $\lambda(v_{r'+r''}) = \max \lambda(\Delta)$. These points are dual to the components of $\mathbb{R}^2 \setminus A$ containing the components of $\Lambda \setminus (\bar{\mathbf{x}}' \cup \bar{\mathbf{x}}'')$. We then connect the points $v_0, \dots, v_{r'+r''}$ by segments $\sigma_i = [v_{i-1}, v_i]$, $i = 1, \dots, r' + r''$, obtaining a broken line, called a *lattice path* (see Figure 5(a)).

Step 2. The segments $\sigma_1, \dots, \sigma_{r'+r''}$ naturally correspond to the points $\mathbf{y}_1, \dots, \mathbf{y}_{r'+r''} \in \Lambda$, respectively. We take disjoint sets $\mathcal{V}, \mathcal{W} \subset \{1, 2, \dots, r' + r''\}$ with $\#\mathcal{V} = s''$, $\#\mathcal{W} = r'$, and declare

- the points \mathbf{y}_i , $i \in \mathcal{W}$, to be (somehow ordered) points $\mathbf{x}'_1, \dots, \mathbf{x}'_{r'}$,
- the points \mathbf{y}_i , $i \notin \mathcal{W}$, to be (somehow ordered) points $\mathbf{x}''_1, \dots, \mathbf{x}''_{r''}$,
- the points \mathbf{y}_i , $i \in \mathcal{V}$, to be trivalent vertices of A , respectively dual to the lattice triangles in Δ .

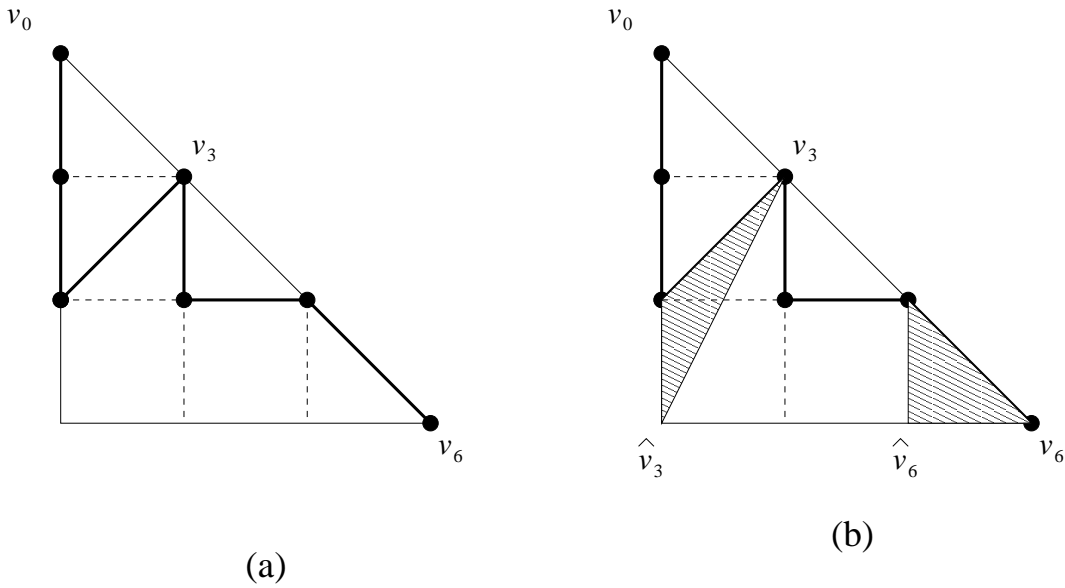


Figure 5: Lattice path and subdivision S_0

That is, the segments σ_j , $j \notin \mathcal{V}$, are dual to some edges of A , whose germs pass through the corresponding points \mathbf{y}_j , and are orthogonal to σ_j , $j \notin \mathcal{V}$, respectively (see Figure 4(a)). In turn, if $j \in \mathcal{V}$, then we pick a point $\hat{v}_j \in \Delta \cap \mathbb{Z}^2 \setminus \sigma_j$ such that $\lambda(v_{j-1}) < \lambda(\hat{v}_j) < \lambda(v_j)$, and obtain a triangle $T_j = \text{Conv}\{v_{j-1}, \hat{v}_j, v_j\}$ dual to \mathbf{y}_j (see Figure 5(b), where T_j is designated by a shadow). The sides of T_j are dual to the edges of A , whose germs start at \mathbf{y}_j in the normal directions oriented outside of T_j .

In the absence of suitable points \hat{v}_j for $j \in \mathcal{V}$, or in the case of an odd length edge σ_i for $i \notin \mathcal{V} \cup \mathcal{W}$, we stop the construction and say that the lattice path $\bigcup_i \sigma_i$ and the sets \mathcal{V} , \mathcal{W} are inconsistent.

Step 3. Put $S_0 = \bigcup_i \sigma_i \cup \bigcup_j T_j$. This is part of a subdivision of Δ , and we extend it in the following inductive process. Let S_k , $k \geq 0$, be a contractible union of some lattice segments, triangles and parallelograms, such that $S_k \supset S_0$, $S_k \neq \Delta$, and, for any connected component Δ' of $\Delta \setminus S_k$, the intersection $\delta = S_k \cap \partial\Delta'$ is a lattice path in Δ along which the function λ is strongly monotone.

If $\text{Conv}(\delta) \cap \Delta' = \emptyset$ we stop the construction and say that the sequence S_0, \dots, S_k is inconsistent.

If $\text{Conv}(\delta) \cap \Delta' \neq \emptyset$, there a pair of successive segments σ' and σ'' in δ such that $\text{Conv}(\sigma' \cup \sigma'') \cap \Delta' \neq \emptyset$, and $\lambda(\sigma' \cap \sigma'')$ is minimal among all such pairs. The pair σ', σ'' corresponds to a pair of germs of edges of A , generating rays which intersect each other, and, moreover, along the partial order of rays as defined in (O3) above, this pair of intersecting rays is minimal among all pairs of intersecting rays which

can be constructed in the current stage.

Then we define S_{k+1} by adding to S_k either the triangle $\text{Conv}(\sigma' \cup \sigma'')$, or the parallelogram, built on σ', σ'' . For A this means adding a new tri- or four-valent vertex as shown in Figure 4(b,c).

If the polygon, added to S_k , is not contained in the closure of Δ' , we stop the construction and call the sequence S_0, \dots, S_{k+1} inconsistent.

Step 4. Consider a sequence S_0, \dots, S_k which ends up with $S_k = \Delta$. In parallel, the dual construction gives us a graph $A \subset \mathbb{R}^2$. We assign corresponding weights to the edges of A , and obtain a weighted rational graph, which by construction satisfies the equilibrium condition at each vertex (see [11], formula (10) in section 3), and thus, by [11], Theorem 3.6, is a tropical curve with Newton polygon Δ .

We call the obtained subdivision *consistent* if the tropical curve A is real rational of type (r', r'', s'') . For all the consistent subdivisions of Δ , obtained in the above algorithm, starting with the initial data $v_0, \dots, v_{r'+r''}, \mathcal{V}, \mathcal{W}$, we sum up the Welschinger numbers and denote the result by $W_{\Delta, r', r''}(v_0, \dots, v_{r'+r''} | \mathcal{V}, \mathcal{W})$. Moreover, we can get rid of the dependence on \mathcal{V} , noticing that the non-zero Welschinger numbers come only from the sets \mathcal{V} , defined as follows: $j \in \mathcal{V}$ if $j \notin \mathcal{W}$ and $|\sigma_j|$ is odd.

Since all the real rational tropical curves passing through $\bar{x}' \cup \bar{x}''$ are obtained in the above construction, we conclude

Theorem 5 *Given a linear function $\lambda(x, y) = \alpha x + \beta y$ with generic $\alpha, \beta \in \mathbb{Q}$, and a set $\mathcal{W} \subset \{1, \dots, r' + r''\}$ with $\#\mathcal{W} = r'$, one has*

$$W_{r''}(\Sigma, D) = \sum W_{\Delta, r', r''}(v_0, \dots, v_{r'+r''} | \mathcal{W}) ,$$

where the sum ranges over all sequences of points $v_0, \dots, v_{r'+r''} \in \Delta \cap \mathbb{Z}^2$ such that

$$\min \lambda(\Delta) = \lambda(v_0) < \dots < \lambda(v_{r'+r''}) = \max \lambda(\Delta) .$$

4.3 Example: real rational plane cubics

Let the non-negative integers r' and r'' satisfy $r' + 2r'' = 8$. Consider the pencil of real plane cubics passing through r' generic real points and through r'' generic pairs of imaginary conjugate points. Clearly, it has $r' + 1$ real base points. Denote by n_+ and n_- the numbers of real cubics in the pencil, which have a non-solitary real node or a solitary real node, respectively. Blowing up the $r' + 1$ real base points of the pencil and integrating with respect to the Euler characteristic over the blown-up real projective plane, we obtain (cf. [15, 16])

$$W_{r''}(\mathbb{P}^2, 3) = n_+ - n_- = r' . \tag{4.32}$$

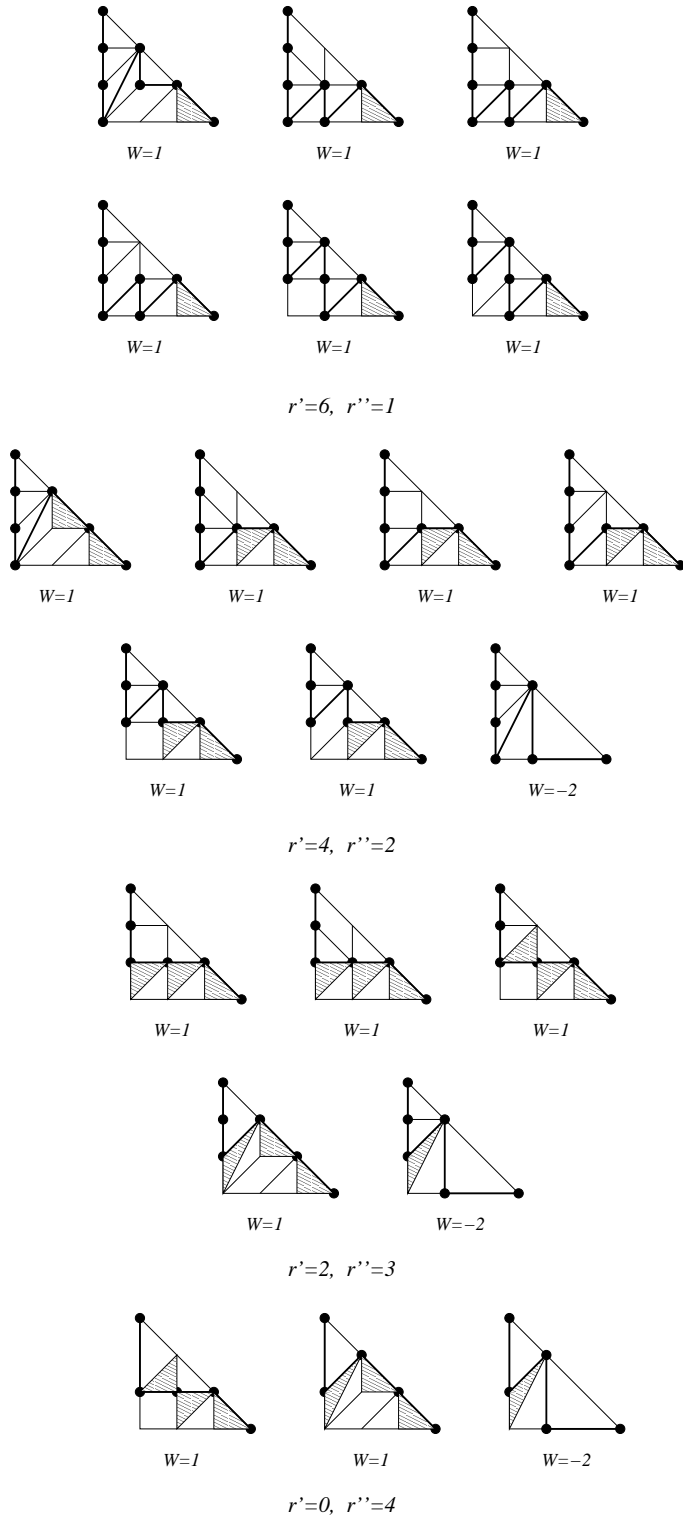


Figure 6: Tropical count of $W_{r''}(\mathbb{P}^2, 3L)$

Take a linear function $\lambda(x, y) = x - \beta y$ with $0 < \beta \ll 1$, and put $\mathcal{W} = \{1, \dots, r'\}$. Figure 6 presents all consistent subdivisions of the Newton triangle $\Delta = \text{Conv}\{(0, 0), (0, 3), (3, 0)\}$, constructed along the procedure of section 4.2, and their Welschinger numbers, confirming formula (4.32).

Notice that $W_4(\mathbb{P}^2, 3) = 0$. In fact, there is a configuration of four pairs of imaginary conjugate points in \mathbb{P}^2 , which defines a pencil of non-singular real cubics. We present the following example: $F := \alpha(x_2^3 + x_1^2x_2 + x_0^2x_2) + \beta(x_0x_2^2 + x_1^3 + x_0^3) = 0$. By a routine computation, the system of equations for singular points

$$\begin{cases} F_{x_0} = 3\alpha x_0^2 + \alpha x_2^2 + 2\beta x_0x_2 = 0, \\ F_{x_1} = 3\alpha x_1^2 + 2\beta x_1x_2 = 0, \\ F_{x_2} = 2\alpha x_0x_2 + \beta x_0^2 + \beta x_1^2 + 3\beta x_2^2 = 0 \end{cases}$$

can be reduced to a relation for α and β , which has no real solutions except for $\beta = 0$, which leaves the only real singular curve $x_2^3 + x_1^2x_2 + x_0^2x_2 = 0$. The latter curve has two imaginary nodes. Hence, by a small variation of the pencil, we get rid of the real singular curves.

References

- [1] *S. Diaz and J. Harris*, Ideals associated to deformations of singular plane curves. Trans. Amer. Math. Soc. **309** (1988), no. 2, 433–468.
- [2] *I. Itenberg*, Amibes des variétés algébriques et dénombrement de courbes [d’après G. Mikhalkin]. Séminaire N. Bourbaki **921**, vol. 2002-03, Juin 2003.
- [3] *I. Itenberg, V. Kharlamov, and E. Shustin*, Welschinger invariant and enumeration of real rational curves. Internat. Math. Res. Notices **49** (2003), 2639–2653.
- [4] *I. Itenberg, V. Kharlamov, and E. Shustin*, Appendix to “Welschinger invariant and enumeration of real rational curves”. Preprint arXiv:math/AG.
- [5] *I. Itenberg, V. Kharlamov, and E. Shustin*, The Kontsevich and Welschinger numbers are asymptotically equivalent in the logarithmic scale. To appear in Russ. Math. Surveys.
- [6] *M. M. Kapranov*, Amoebas over non-Archimedean fields. Preprint, 2000.
- [7] *G. Mikhalkin*, Amoebas of algebraic varieties. Preprint arXiv:math.AG/0108225.

- [8] *G. Mikhalkin*, Counting curves via the lattice paths in polygons. *Comptes Rendus Math.* **336** (2003), no. 8, 629–634.
- [9] *G. Mikhalkin*, Enumerative tropical algebraic geometry. Preprint arXiv:math.AG/0312530.
- [10] *A. Nobile*, On specialization of curves 1. *Trans. Amer. Math. Soc.* **282** (1984), no. 2, 739–748.
- [11] *J. Richter-Gebert, B. Sturmfels, and T. Theobald*. First steps in tropical geometry. Preprint arXiv:math.AG/0306366.
- [12] *E. Shustin*, Patchworking singular algebraic curves, non-Archimedean amoebas and enumerative geometry. Preprint arXiv:math.AG/0211278.
- [13] *E. Shustin and I. Tyomkin*, Patchworking singular algebraic curves, submitted.
- [14] *B. Sturmfels*, Solving systems of polynomial equations. *CBMS Regional Conference Series in Mathematics*. AMS, Providence, RI 2002.
- [15] *J.-Y. Welschinger*, Invariants of real rational symplectic 4-manifolds and lower bounds in real enumerative geometry. *C. R. Acad. Sci. Paris, Sér. I*, **336** (2003), 341–344.
- [16] *J.-Y. Welschinger*, Invariants of real symplectic 4-manifolds and lower bounds in real enumerative geometry. Preprint arXiv:math.AG/0303145.

Address: School of Mathematical Sciences, Tel Aviv University, Ramat Aviv, 69978 Tel Aviv, Israel.

E-mail: shustin@post.tau.ac.il